



## 2012 State 1A - 6 Man Football Championship Bracket



**#1 S - Little Snake River (53)**

10/26-1pm  
Baggs

(1)

**Little Snake River (80)**

**#4 N - Hulett (18)**

11/2-1pm

(5)

**Little Snake River (30)**

Baggs

**#3 S - Guernsey-Sunrise (48)**

10/26-1pm  
Meeteetse

(2)

**Meeteetse (24)**

**#2 N - Meeteetse (50)**

12pm - 11/9/12

(7)

**Dubois**

UW Stadium

**#2 S - Midwest (68)**

10/26-6pm  
Midwest

(3)

**Midwest (14)**

**#3 N - Kaycee (26)**

11/2-2pm

(6)

**Dubois (54)**

Dubois

**#4 S - H.E.M. (19)**

10/26-2pm  
Dubois

(4)

**Dubois (59)**

**#1 N - Dubois (89)**

**1st Place: Dubois**

**2nd Place: Little Snake River**

# NCAA® OFFICIAL SCORING SUMMARY

DUBOIS RAMS		vs.	LITTLE SNAKE RIVER RATTLERS	
Visitor		Jonah Field		Home
Overall Record Now	<u>11-0</u>	Stadium	<u>War Memorial Stadium</u>	Overall Record Now <u>9-2</u>
Date	<u>Nov. 9</u>	Yr.	<u>12</u>	Site <u>Laramie, Wyoming</u>
				Attendance _____
(City, State)				

Score by Quarters	1	2	3	4	OT	OT	OT	OT	Final
(V) DUBOIS RAMS	12	8	28	6					54
(H) LITTLE SNAKE RIVER	24	0	6	0					30

Sample: FSU	1	7:43	John Smith 36 Pass from Bill Jones	Tim Brown Kick	7-64	7-0
(Team)	(Qtr.)	(Time Left)	(Scoring Play)	(Conversion)	(Drive Plays-Yds.)	(Score)
LSR	1	9:48	27 rush Quinteros	Quinteros	1-27	8-0
D	1	9:30	46 rush Baker	Hawk-NG	1-46	8-6
D	1	9:13	17 rush J. Hawk	Hawk-NG	2-28	8-12
LSR	1	7:16	33 rush Gourlay	Quinteros	4-35	16-12
LSR	1	5:55	32 <sup>G. Lee</sup> pass <sup>to</sup> Quinteros	Quinteros	3-59	24-12
D	2	9:55	4 rush J. Hawk	R. Hawk	5-79	24-20
D	3	8:48	7 rush Baker	Baker	3-23	24-28
D	3	4:53	24 rush J. Hawk	Blocked	3-26	24-34
D	3	2:13	12 rush J. Hawk	Baker	4-55	24-42
D	3	1:30	62 rush Baker	Baker NG	1-62	24-48
LSR	3	:08	58 pass G. Lee to C. Lee	Quinteros <sup>NG</sup>	3-65	30-48
D	4	1:10	3 rush J. Hawk rush	Blocked	6-42	30-54

Time of Game: Kickoff 12:00 pm End of Game 2:12 Total Elapsed Time 2:12  
(includes overtime)  
 Officials Referee: Mike Harris; Umpire: Pat Harris; Linesman: Bryon Mowry;  
 Line Judge: Mitch Larson; Back Judge: Eric Heiser.  
 Temperature 57° Wind SW at 37 MPH Weather Sunny, Windy

# NCAA<sup>®</sup> FINAL TEAM STATISTICS

	DUBOIS	LITTLE SNAKE RIVER
	Visitor	Home
<b>First Downs</b> .....	13	4
Rushing .....	12	3
Passing .....	1	1
Penalty .....	0	0
<b>Rushing Attempts</b> .....	45	18
<b>Yards Gained Rushing</b> .....	447	114
<b>Yards Lost Rushing</b> .....	42	15
<b>Net Yards Rushing</b> .....	405	99
<b>Net Yards Passing</b> .....	31	121
Passes Attempted .....	7	26
Passes Completed .....	4	11
Had Intercepted .....	0	1
<b>Total Offensive Plays</b> .....	52	44
<b>Total Net Yards</b> .....	436	220
Average Gain Per Play .....	8.4	5.0
<b>Fumbles: Number—Lost</b> .....	2—2	5—4
<b>Penalties: Number—Yards</b> .....	4—25	6—32
<b>Number of Punts—Yards</b> .....	2—92	5—233
Average Per Punt .....	46.0	46.6
<b>Punt Returns: Number—Yards</b> .....	0—0	0—0
<b>Kickoff Returns: Number—Yards</b> .....	2—37	4—32
<b>Interception Returns: Number—Yards</b> .....	1—15	0—0
<b>*Fumble Returns: Number—Yards</b> .....	0—0	1—40
<b>**Time of Possession</b> .....		
<b>Third-Down Conversions (Include overtimes)</b> .....	of	of
<b>Fourth-Down Conversions (Include overtimes)</b> .....	of	of
<b>Sacks By: Number—Yards</b> .....	—	—

\*Record only fumbles (includes backward passes) returned for yardage.

\*\*Time of Possession does not include overtime periods and should total 60 minutes.

# NCAA® FINAL INDIVIDUAL STATISTICS

## DUBOIS

### Visitor

#### Rushing

	Att.	Gain	Lost	Net	TD	Long
Baker	23	301	24	277	3	62
Hawk, J.	19	142	14	128	5	24
Hawk, R.	2	4	0	4	0	2
Tharp	1	0	-4	-4	0	0
Totals	45	447	42	405	8	62

#### Passing

	Att.	Comp.	Int.	Yards	TD	Long	Sacks
Baker	5	4	0	31	0	12	
Tea	1	0	0	0	0	0	
Hawk, R.	1	0	0	0	0	0	
Totals	7	4	0	31	0	12	

#### Pass Receiving

	No.	Yards	TD	Long
Hawk, J.	2	14	0	11
Flynn	1	12	0	12
Hawk, R.	1	5	0	5
Totals	4	31	0	12

#### Punting

	No.	Yards	Avg.	Long
Tea	2	92	46	62
Totals	2	92	46	62

#### Field Goals


(After player's name list distances of each attempt and circle FGs Made, e.g., 46- (23) -35)

All Returns*	Punts				Kickoffs				Int. Passes			
	No.	Yds.	LP		No.	Yds.	LP		No.	Yds.	LP	
Tea				2	37	35						
								1	15	15		
Totals				2	37	35			1	15	15	

## LITTLE SNAKE RIVER

### Home

#### Rushing

	Att.	Gain	Lost	Net	TD	Long
Quinteros	10	65	7	58	1	27
Gourlay	6	45	3	42	1	33
Lee, G.	2	4	5	-1	0	4
Totals	18	114	15	99	2	33

#### Passing

	Att.	Comp.	Int.	Yards	TD	Long	Sacks
Lee, G.	13	7	1	97	2	58	
Quinteros	6	2	0	16	0	14	
Filiip	6	2	0	8	0	8	
Totals	26	11	1	121	2	58	

#### Pass Receiving

	No.	Yards	TD	Long
Quinteros	4	33	1	32
Lee, G.	2	60	0	58
Gourlay	3	20	0	14
GRIEVE	2	8	0	6
Totals	11	121	1	58

#### Punting

	No.	Yards	Avg.	Long
Quinteros	5	233	46.6	65
Totals	5	233	46.6	65

#### Field Goals


(After player's name list distances of each attempt and circle FGs Made, e.g., 46- (23) -35)

All Returns*	Punts				Kickoffs				Int. Passes			
	No.	Yds.	LP		No.	Yds.	LP		No.	Yds.	LP	
Lee, G.				2	24							
GRIEVE				2	8							
Totals				4	32							

\*Fumble Returns listed on Defensive Statistics Chart.

**TEAM: Little Snake River**

Legend: Solo - Unassisted Tackles	AT - Assisted Tackles	Tot-Total Tackles	TFL Yds - Takes for Loss	FR-Yds - Fumble Recovery Yds. Ret.	Pass Int.- Pass Interceptions Yds Ret.	Pass Def.- Passes Defended	Pass Sacks- Pass Sacks-Yards	Other - FF = Forced Fumble BP = Blocked Punt BF = Blocked Field Goal BX = Blocked Extra Point
-----------------------------------	-----------------------	-------------------	--------------------------	------------------------------------	--	----------------------------	------------------------------	--

NCAA 15830-6/01

Copyright 2001 National Collegiate Athletic Association

## 12

**TEAM: Dubois**

⑥  
②  
⑧  
④  
⑥  
②  
⑤

\* Record only fumbles (includes backward passes) returned

Dubois Rams vs. Little Snake River Rattlers  
WYOMING 1A 6-Man Football Championship Game  
November 9, 2012  
Jonah Field at War Memorial Stadium, Laramie, Wyoming

Dubois is the Visiting team (D) Little Snake River is the home team (L)

At game time, the sky is partly cloudy; temperature is 57 degrees  
wind from the SW at 37 mph

1000 - LSR kicking off to Dubois; 44 back for Dubois; 10 is kicking off for LSR  
onsidee kick recovered by LSR

1-15 on D28 - hand off to 16 for a TD at 0948; kick is good 8-0 LSR

0948 - LSR kicking to Dubois; kickoff on sides; flag on the play; Dubois has the ball  
no penalty

1-15 on D33 - run by 44 for a long TD at 0930; kick is no good 8-6 LSR

0930 - Dubois kicking off to LSR; kick on sides recovered by Dubois

1-15 on L28 - run by 44

2-4 on L17 - run by 88 for a TD at 0913; conversion is bad snap and pass is IC 12-8 Dubois

0912 - Dubois kicking off to LSR; kick off is recovered by LSR

1-15 on L35 - run by 16

1-15 on D29 - run by 16

2-14 on D28 - run by 9 tackled for a loss

3-19 - D33 - pitch back to 10 for a TD at 0716; conversion is good 16-12 LSR

0716 - LSR kicking off to Dubois; kickoff taken by 12

1-15 on L21 - handoff back to baker who fumbles and is recovered by LSR 23

1-Q on D14 - pass IC

2-Q on D14 - run by 16; flag on the play; run to the D12; holding on LSR

2-Q on D25 - flag on the play; false start on LSR

2-Q on D30 - run by 10 for a loss

3-Q on D32 - pass by 21 to 16 for a TD at 0555; conversion is no good; penalty on the play  
this time kick is good 24-12 LSR

0555 - LSR kicking off to Dubois; onside kick recovered by Dubois;

1-15 on L39 - run by 88

2-14 on L38 - run by 88

1-15 on L17 - run by 44

2-9 on L11 - run by 88

3-8 on L10 - run by 44 for a loss

4-10 on L12 - time out by Dubois

4-10 on L12 - run by baker no. 44

ball goes over to LSR

Dubois Rams vs. Little Snake River Rattlers  
WYOMING 1A 6-Man Football Championship Game  
November 9, 2012  
Jonah Field at War Memorial Stadium, Laramie, Wyoming

0318 - ballon L9 - 16 runs for LSR

2-6 on L18 - pass IC to 21

3-6 on L18 - pass by 21 IC - almost intercepted

4-6 on L18 - punt by 16 - time out by LSR

4-6 on L18 - coffin corner kick by 16 out at the D1

0220 - Dubois has the ball

1-15 on D1 - penalty on the play; delay of game on dubois

1-15 on D1 - flag on the play; offsie on LSR

1-10 on D6 - run by 44

1-15 on D30 - run by 88

2-13 on D32 - run by 44

1-15 on L25 - pass by 44 C to 63

2-3 on L13 - pass by 44 C to 88

1-G on L2 - run by 44 for a loss

2-G on L4 -

END OF THE FIRST QUARTER

24-12 LSR



Dubois Rams vs. Little Snake River Rattlers  
 WYOMING 1A 6-Man Football Championship Game  
 November 9, 2012  
 Jonah Field at War Memorial Stadium, Laramie, Wyoming

SECOND QUARTER

1000- Dubis has the ball

26 on L4 - run by 88 for a TD at 0955; conversion is good by kick 24-20 LSR

0955 - Dubois kicking fof to LSR; touchback

1-15 on L15 - run by 10

2-10 on L20 - run by 21

3-6 on L24 - pass by 2 is C to 16

4-6 on L24 - run by 16 is sort of the first down; dubois takes over

0802 - Dubis has teh ball

1-15 on L26 - run by 44; false start by dubis

1-20 on L34 - run by 44

2-17 on L28 - pass by 44 is IC

3-17 on L28 - 44 is sacked

4-24 on L36 - treick pass pass IC by 12; flag on the play; holding on Dubois; delcined

0632 - LSR has the ball

1-15 on L36 - run by 16

1-11 on L40 - flag on the play; false start

1-16 on L35 - pass by 16 C to 10

2-7 on D36 - run by 16

missed a play, here

4-2 D31 - pass IC by 21

0422 - Dubois has the ball

1-15 on D32 - run by 88

2-10 on D37 - run by 44

1-15 on L31 - run by 44

2-2 on L18 - run by 88

3-2 on L18 - 44 tackled in the backfield; 44 fumbles and LSR recovers

0137 - LSR has teh ball

1-15 on L35 - 9 pass C to 16

2-14 on L36 - run by 10 for a loss

3-17 on L33 - time out by LSR

3-17 on L33 - run by 10

4-16 on L34 -

HALFTIME

Little Snake River 24 Dubois 20

next page

# NCAA® QUICKIE STATISTICS

First Quarter

Half

Third Quarter

Final

(Circle One)

Score .....  
 First Downs.....  
 Rushes—Yardage (Net).....  
 Passing Yardage (Net).....  
 Passes—Att.-Comp.-Int.....  
 Total Offensive Plays—Yards.....  
 \*Fumble Returns—Yards.....  
 Punt Returns—Yards.....  
 Kickoff Returns—Yards.....  
 Interception Returns—Yards.....  
 Punts (Number-Average).....  
 Fumbles—Lost.....  
 Penalties—Yards.....  
 Time of Possession .....

DUBOIS				
Visitor				
20				
7				
21 - 171				
23				
4 - 2 - 0				
25 - 194				
0 - 0				
0 - 0				
1 - 35				
0 - 0				
0 - 0				
2 - 2				
2 - 10				

LITTLE SNAKE RIVER				
Home				
24				
4				
13 - 99				
47				
8 - 4 - 0				
21 - 146				
7 - 40				
0 - 0				
0 - 0				
1 - 62				
0 - 0				
5 - 30				

\*Record only fumbles (includes backward passes) returned for yardage.

## INDIVIDUAL LEADERS

### DUBOIS

Visitor

Rushing	Att.	Net Yards	TD	Long
Baker	14	120	1	46
J. Hawk	8	51	2	21

Passing	Att.-Comp.-Int.	Yards	TD	Long
Baker	3-2-0	23	0	12
Tea	1-0-0	0	0	0

Pass Receiving	No.	Yards	TD	Long
Flynn	1	12	0	12
Hawk, J.	1	11	0	11

Punting	No.	Avg.	Long

### LITTLE SNAKE RIVER

Home

Rushing	Att.	Net Yards	TD	Long
Quinteros	7	64	1	27
Gourlay	4	36	1	33
Lee, C.	2	-1	0	4

Passing	Att.-Comp.-Int.	Yards	TD	Long
Lee, G.	4-2-0	33	1	32
Quinteros	1-1-0	14	0	14
Ellip, J.	3-1-0	0	0	0

Pass Receiving	No.	Yards	TD	Long
Quinteros	3	33	1	32
Gourlay	2	12	0	14

Punting	No.	Avg.	Long
Quinteros	1	62	62

Dubois Rams vs. Little Snake River Rattlers  
WYOMING 1A 6-Man Football Championship Game  
November 9, 2012  
Jonah Field at War Memorial Stadium, Laramie, Wyoming

THIRD QUARTER

1000 - Dubois kicking off to LSR; touchback

1-15 on L15 - pass by 2 C to 21; fumble is recovered by Dubois

1-15 on L23 - run by

sorry, I got mixed up as to who recovered the fumble

Dubois has the ball

run by 88

run by 88

1-6 on on L7 - run by 44 for a TD; penalty on the play; at 0848; conversion is good  
28-24 Dubois

0848 - Dubois kicking off to LSR; osdie taken by 23

1-15 on L20 - pass C from 21 to 23

2-13 on L22 - pitch back goes awry and is recovered by LSR; flag on the play  
illegal-forward-pass-

3-13 on L22 - pass by 16 C 23

4-11 on L24 - 16 kicks and is caught by 12; flag on the play

0737 - Dubois has the ball; penalty block in the back

1-15 on D17 - baker pitches to 19 who fumbles; recovered by LSR

0724 - LSR ball

1-15 on D24 - run by 16

2-17 on D26 - pass by 2 is IC to 21

3-17 on D26 - pass by 2 is IC

4-17 on D26 - pas by 21 is IC - ball goes over to dubois

0632 - Duboid ball

1-15 on D26 - 44 runs

1-15 on L30 - run by 88

2-4 on L19 - flag on the play; delay of game on dubois

2-9 on L24 - run by 88 for a tD at 0453; conversion is blocked kick 34-24 Dubois

Dubois Rams vs. Little Snake River Rattlers  
WYOMING 1A 6-Man Football Championship Game  
November 9, 2012

Jonah Field at War Memorial Stadium, Laramie, Wyoming

0453 - dubois kicking off to LSR; run back by 9

1-15 on L34 - run by 16

2-14 on L35 - 16 runs for a loss

3-19 on L30 - 16 pass IC

4-19 on L30 - time out by LSR

4-19 on L30 - 16 punts out of bounds

0315 - Dubois has the ball

1-15 on D25 - run by 88

2-8 on D32 - pass by 19 is tipped IC

3-8 on D32 - run by 44 for a long gain

1-6 on L12 - run by 88 for a TD at 0213; conversion is good 42-24 Dubois

0213 - Dubois kicking to LSR; kickoff goes out fo bounds

1-15 on L25 - pass by 16 IC to 21

2-15 on L25 - 16 pass IC to 10

3-15 on L25 - 21 pass to 24 C thenhe fubles out of bounds

4-13 on L27 - 16 punts out of bounds

0141 - Dubois has the ball

1-15 on D18 - runby 44 fora long TD at 0130; conversion is no good 48-24 Dubois

0130 - Dubois kicking off to LSR; kickoff is a touchback

1-15 for LSR on L15 - run by 10

2-14 on L16 - run by 10

3-10 on L20 - pass by 21 C to 9 for a TD at 0008; converssion is no good 48-30 Dubois

0008 - LSR kicking off to Dubois; kickoff is recovered by Dubois

1-15 on D31 - 44 running around hands to 30 for a loss

END OF THE THIRD QUARTER

48-30 Dubois

Dubois Rams vs. Little Snake River Rattlers  
 WYOMING 1A 6-Man Football Championship Game  
 November 9, 2012  
 Jonah Field at War Memorial Stadium, Laramie, Wyoming

FOURTH QUARTER

1000 - Dubois has the ball

2- 19 on D27 - 44 passes to 88

3- 14 on D32 - pitch back is fumbled for a loss

4-30 on D18 - kick is taken by 9 in the EZ for a touchback

0832 - LSR has the ball

1-15 on L15 - pass by 21 C to 16

2-15 on L15 - pass by 21 IC to 9

3-15 on L15 - pass by 21 C to ( who passes IC

4-15 on L15 - kick by 16 is a touchback

0728 - Dubois has the ball

1-15 on D15 - pass by 44 C to 88

2-12 on D18 - 44 runs and laerals to 19

3-10 on D20 - run by 88

4-7 on D23 - kick by 12 is run back by 9

0524 - LSR has the ball

1-15 on L38 - pass by 16 is IC

2-15 on L38 - 21 pass C to 9

3-13 on the 40 - pass by 21 intercepted by dubois 12

0425 - Dubois had the ball

1-15 on L38 - run by 88

2-5 on L28 - run by 44

1-15 on L18 - run by 44

2-3 on L7 - 19 runs

1-6 on L3 - run by 44

2-g on L2 - run by 88 for a tD at 0110; conversion is kick is blocked 54-30 Dubois

0110 - Dubois kicking off to LSR; kickoff fieled by 21 who fumbles and is recoverd by Dub.

1-15 on D29 - run by 44


2-15 on D29 - run by 88

3-10 on D34

FINAL SCORE Dubois 54 Little Snake River 30



## 2012 State 1A - 11 Man Football Championship Bracket



**1st Place:** Southeast

**2nd Place:** Niobrara County

**Scoring Summary (Final)**  
**The Automated ScoreBook**  
**Southeast vs Niobrara County (Nov 10, 2012 at Laramie, Wyo.)**

Southeast (7-3) vs. Niobrara County (10-1)

Date: Nov 10, 2012 • Site: Laramie, Wyo. • Stadium: War Memorial Stadium

Attendance:

<b>Score by Quarters</b>	<b>1</b>	<b>2</b>	<b>3</b>	<b>4</b>	<b>Total</b>
Southeast	6	14	13	7	<b>40</b>
Niobrara County	0	6	0	0	<b>6</b>

<b>Qtr</b>	<b>Time</b>	<b>Scoring Play</b>	<b>V-H</b>
1st	00:56	SE - EISENBARTH, Zac 53 yd run (BARTEL, Garrett pass failed), 3-56 1:17	6 - 0
2nd	07:20	NI - PENFIELD, Grady 4 yd run (STURMAN, Bryce rush fumbld), 12-69 5:36	6 - 6
	04:34	SE - EISENBARTH, Zac 36 yd run (EISENBARTH, Zac rush), 5-58 2:46	14 - 6
	00:08	SE - BARTEL, Garrett 1 yd run (EISENBARTH, Zac rush failed), 4-37 0:37	20 - 6
3rd	05:59	SE - SOMSEN, Wyatt 17 yd run (EISENBARTH, Zac rush failed), 12-66 5:31	26 - 6
	01:43	SE - EISENBARTH, Zac 2 yd run (JINKS, Travis kick), 7-65 3:10	33 - 6
4th	11:13	SE - EISENBARTH, Zac 45 yd run (JINKS, Travis kick), 6-45 2:13	40 - 6

Kickoff time: 1 p.m. • End of Game: 2:59 p.m • Total elapsed time: 1:59

Officials:

Temperature: • Wind: • Weather:

**Team Statistics (Final)**  
**The Automated ScoreBook**  
**Southeast vs Niobrara County (Nov 10, 2012 at Laramie, Wyo.)**

	<b>SE</b>	<b>NI</b>
<b>FIRST DOWNS</b>	17	7
Rushing	14	4
Passing	1	3
Penalty	2	0
<b>NET YARDS RUSHING</b>	368	113
Rushing Attempts	47	36
Average Per Rush	7.8	3.1
Rushing Touchdowns	6	1
Yards Gained Rushing	404	122
Yards Lost Rushing	36	9
<b>NET YARDS PASSING</b>	19	49
Completions-Attempts-Int	2-4-1	6-14-2
Average Per Attempt	4.8	3.5
Average Per Completion	9.5	8.2
Passing Touchdowns	0	0
<b>TOTAL OFFENSE YARDS</b>	387	162
Total offense plays	51	50
Average Gain Per Play	7.6	3.2
Fumbles: Number-Lost	2-2	3-1
Penalties: Number-Yards	3-20	3-15
PUNTS-YARDS	2-85	6-210
Average Yards Per Punt	42.5	35.0
Net Yards Per Punt	41.5	27.0
Inside 20	1	0
50+ Yards	1	0
Touchbacks	0	0
Fair catch	0	1
KICKOFFS-YARDS	7-280	1-41
Average Yards Per Kickoff	40.0	41.0
Net Yards Per Kickoff	31.7	18.0
Touchbacks	0	0
Punt returns: Number-Yards-TD	2-48-0	1-2-0
Average Per Return	24.0	2.0
Kickoff returns: Number-Yds-TD	2-23-0	5-58-0
Average Per Return	11.5	11.6
Interceptions: Number-Yds-TD	2-5-0	1-7-0
Fumble Returns: Number-Yds-TD	1-12-0	0-0-0
Miscellaneous Yards	0	0
Possession Time	23:48	24:12
1st Quarter	3:21	8:39
2nd Quarter	4:07	7:53
3rd Quarter	10:07	1:53
4th Quarter	6:13	5:47
Third-Down Conversions	5 of 10	2 of 13
Fourth-Down Conversions	1 of 1	4 of 4
Red-Zone Scores-Chances	3-3	1-1
Touchdowns	3-3	1-1
Field goals	0-3	0-1
Sacks By: Number-Yards	0-0	0-0
PAT Kicks	2-2	0-0
Field Goals	0-0	0-0



**Individual Statistics (Final)**  
**The Automated ScoreBook**  
**Southeast vs Niobrara County (Nov 10, 2012 at Laramie, Wyo.)**

**Southeast**

<b>Rushing</b>	<b>No.</b>	<b>Gain</b>	<b>Loss</b>	<b>Net</b>	<b>TD</b>	<b>Lg</b>	<b>Avg</b>
EISENBARTH, Zac	17	186	0	186	4	53	10.9
SOMSEN, Wyatt	13	150	2	148	1	35	11.4
BARTEL, Garrett	7	35	1	34	1	18	4.9
CUSHMAN, Chase	3	31	5	26	0	31	8.7
KIRCHHEFER, Jos	1	0	2	-2	0	0	-2.0
BECKER, David	5	2	7	-5	0	2	-1.0
TEAM	1	0	19	-19	0	0	-19.0
<b>Totals</b>	<b>47</b>	<b>404</b>	<b>36</b>	<b>368</b>	<b>6</b>	<b>53</b>	<b>7.8</b>

<b>Passing</b>	<b>C-A-I</b>	<b>Yds</b>	<b>TD</b>	<b>Long</b>	<b>Sack</b>
BARTEL, Garrett	2-4-1	19	0	10	0
<b>Totals</b>	<b>2-4-1</b>	<b>19</b>	<b>0</b>	<b>10</b>	<b>0</b>

<b>Receiving</b>	<b>No.</b>	<b>Yards</b>	<b>TD</b>	<b>Long</b>
JOHNSON, Cody	1	10	0	10
KIRCHHEFER, Jos	1	9	0	9
<b>Totals</b>	<b>2</b>	<b>19</b>	<b>0</b>	<b>10</b>

<b>Punting</b>	<b>No.</b>	<b>Yds</b>	<b>Avg</b>	<b>Long</b>	<b>In20</b>	<b>TB</b>
SOMSEN, Wyatt	2	85	42.5	67	1	0
<b>Totals</b>	<b>2</b>	<b>85</b>	<b>42.5</b>	<b>67</b>	<b>1</b>	<b>0</b>

<b>Returns</b>	<b>Punt</b>			<b>Kickoff</b>			<b>Intercept</b>		
	<b>No</b>	<b>Yds</b>	<b>Lg</b>	<b>No</b>	<b>Yds</b>	<b>Lg</b>	<b>No</b>	<b>Yds</b>	<b>Lg</b>
BURROUGHS, Jeff	1	25	25	0	0	0	0	0	0
BARTEL, Garrett	1	23	23	1	23	23	1	4	4
TEAM	0	0	0	1	0	0	0	0	0
KIRCHHEFER, Jos	0	0	0	0	0	0	1	1	1
<b>Totals</b>	<b>2</b>	<b>48</b>	<b>25</b>	<b>2</b>	<b>23</b>	<b>23</b>	<b>2</b>	<b>5</b>	<b>4</b>

<b>Field goals</b>	<b>Qtr</b>	<b>Time</b>	<b>Dist</b>	<b>Result</b>
--------------------	------------	-------------	-------------	---------------

<b>Kickoffs</b>	<b>No.</b>	<b>Yards</b>	<b>Avg</b>	<b>TB</b>	<b>OB</b>
SWANK, Shawn	7	280	40.0	0	1

<b>All-purpose</b>	<b>Run</b>	<b>Rcv</b>	<b>KR</b>	<b>PR</b>	<b>IR</b>	<b>Total</b>
EISENBARTH, Zac	186	0	0	0	0	186
SOMSEN, Wyatt	148	0	0	0	0	148
BARTEL, Garrett	34	0	23	23	4	84
CUSHMAN, Chase	26	0	0	0	0	26

**Niobrara County**

<b>Rushing</b>	<b>No.</b>	<b>Gain</b>	<b>Loss</b>	<b>Net</b>	<b>TD</b>	<b>Lg</b>	<b>Avg</b>
VANDEBOSSCHE, M	11	42	2	40	0	12	3.6
PENFIELD, Grady	8	32	2	30	1	11	3.8
DOCKERY, Hunter	5	17	0	17	0	7	3.4
LAMAR, Logan	4	19	3	16	0	14	4.0
VANDEBOSSCHE, D	3	5	0	5	0	3	1.7
LARSON, Colter	1	3	0	3	0	3	3.0
THURSTON, Brady	1	2	0	2	0	2	2.0
STURMAN, Bryce	3	2	2	0	0	2	0.0
<b>Totals</b>	<b>36</b>	<b>122</b>	<b>9</b>	<b>113</b>	<b>1</b>	<b>14</b>	<b>3.1</b>

<b>Passing</b>	<b>C-A-I</b>	<b>Yds</b>	<b>TD</b>	<b>Long</b>	<b>Sack</b>
STURMAN, Bryce	4-9-2	19	0	13	0
DOCKERY, Hunter	1-4-0	0	0	0	0
VANDEBOSSCHE, M	1-1-0	30	0	30	0
<b>Totals</b>	<b>6-14-2</b>	<b>49</b>	<b>0</b>	<b>30</b>	<b>0</b>

<b>Receiving</b>	<b>No.</b>	<b>Yards</b>	<b>TD</b>	<b>Long</b>
VANDEBOSSCHE, D	3	6	0	7
PENFIELD, Grady	2	30	0	30
CHRISTIANSON, K	1	13	0	13
<b>Totals</b>	<b>6</b>	<b>49</b>	<b>0</b>	<b>30</b>

<b>Punting</b>	<b>No.</b>	<b>Yds</b>	<b>Avg</b>	<b>Long</b>	<b>In20</b>	<b>TB</b>
VANDEBOSSCHE, M	6	210	35.0	45	0	0
<b>Totals</b>	<b>6</b>	<b>210</b>	<b>35.0</b>	<b>45</b>	<b>0</b>	<b>0</b>

<b>Returns</b>	<b>Punt</b>			<b>Kickoff</b>			<b>Intercept</b>		
	<b>No</b>	<b>Yds</b>	<b>Lg</b>	<b>No</b>	<b>Yds</b>	<b>Lg</b>	<b>No</b>	<b>Yds</b>	<b>Lg</b>
DOCKERY, Hunter	1	2	2	1	13	13	1	7	7
THURSTON, Brady	0	0	0	1	16	16	0	0	0
VANDEBOSSCHE, D	0	0	0	1	10	10	0	0	0
VANDEBOSSCHE, M	0	0	0	2	19	10	0	0	0
<b>Totals</b>	<b>1</b>	<b>2</b>	<b>2</b>	<b>5</b>	<b>58</b>	<b>16</b>	<b>1</b>	<b>7</b>	<b>7</b>

<b>Field goals</b>	<b>Qtr</b>	<b>Time</b>	<b>Dist</b>	<b>Result</b>
--------------------	------------	-------------	-------------	---------------

<b>Kickoffs</b>	<b>No.</b>	<b>Yards</b>	<b>Avg</b>	<b>TB</b>	<b>OB</b>
SMITH, Travis	1	41	41.0	0	0

<b>All-purpose</b>	<b>Run</b>	<b>Rcv</b>	<b>KR</b>	<b>PR</b>	<b>IR</b>	<b>Total</b>
PENFIELD, Grady	30	30	0	0	0	60
VANDEBOSSCHE, M	40	0	19	0	0	59
DOCKERY, Hunter	17	0	13	2	7	39
VANDEBOSSCHE, D	5	6	10	0	0	21

FUMBLES: Southeast-CUSHMAN, Chase 1-1; TEAM 1-1. Niobrara County-PENFIELD, Grady 1-1; STURMAN, Bryce 1-0; LAMAR, Logan 1-0.

**Defensive Statistics (Final)**  
**The Automated ScoreBook**  
**Southeast vs Niobrara County (Nov 10, 2012 at Laramie, Wyo.)**

#	Southeast	Solo	Ast	Total	Sacks-Yds	TFL-Yds	FF	FR-Yds	Int-Yds	BrUp	Blks	QBH
33	SOMSEN, Wyatt	9	6	15	-	1.0-7	-	-	-	-	-	-
72	SWANK, Sterling	4	7	11	-	-	-	-	-	-	-	-
12	CUSHMAN, Chase	5	3	8	-	-	-	-	-	-	-	-
55	LESSARD, John	5	2	7	-	2.0-2	-	-	-	-	-	-
71	STEESE, Colton	1	3	4	-	0.5-1	1	-	-	-	-	-
73	JINKS, Travis	1	2	3	-	0.5-1	-	-	-	-	-	-
4	KIRCHHEFER, Jos	2	0	2	-	-	-	-	1-1	-	-	-
60	HARVES, Konner	2	0	2	-	-	-	-	-	-	-	-
30	EISENBARTH, Zac	1	1	2	-	-	-	-	-	-	-	-
68	SWANK, Shawn	0	2	2	-	-	-	-	-	-	-	-
84	BURROUGHS, Jeff	1	0	1	-	-	-	-	-	-	-	-
7	ROSS, Wyatt	0	1	1	-	-	-	-	-	-	-	-
1	JOHNSON, Cody	0	1	1	-	-	-	-	-	-	-	-
2	BARTEL, Garrett	0	0	0	-	-	-	1-12	1-4	-	-	-
Totals		31	28	59	0.0-0	4.0-11	1	1-12	2-5	0	0	0

#	Niobrara County	Solo	Ast	Total	Sacks-Yds	TFL-Yds	FF	FR-Yds	Int-Yds	BrUp	Blks	QBH
64	SMITH, Travis	6	2	8	-	1.5-2	-	-	-	-	-	-
55	HLADKY, Zane	2	6	8	-	3.0-5	-	-	-	-	-	-
23	VANDEBOSSCHE, M	4	3	7	-	-	-	-	-	-	-	-
10	LARSON, Colter	4	3	7	-	0.5-1	-	-	-	-	-	-
43	VANDEBOSSCHE, D	3	4	7	-	1.0-2	-	-	-	-	-	-
86	JACKSON, Jordan	4	1	5	-	1.5-2	-	-	-	-	-	-
50	CHRISTIANSON, C	1	4	5	-	0.5-2	-	1-0	-	-	-	-
22	DOCKERY, Hunter	3	0	3	-	-	-	-	1-7	-	-	-
62	CLARK, Dakota	2	1	3	-	1.0-2	-	-	-	-	-	-
33	FITZWATER, Mart	0	2	2	-	-	-	-	-	-	-	-
31	PENFIELD, Grady	1	0	1	-	-	-	-	-	-	-	-
80	CHRISTIANSON, K	1	0	1	-	-	-	-	-	-	-	-
Totals		31	26	57	0.0-0	9.0-16	0	1-0	1-7	0	0	0

**Drive Chart (By Team) (Final)**  
**The Automated ScoreBook**  
**Southeast vs Niobrara County (Nov 10, 2012 at Laramie, Wyo.)**

Team	Qtr	Drive Started			Drive Ended			Consumed	
		Spot	Time	Obtained	Spot	Time	How lost	PI - Yds	TOP
SE	1st	W27	05:26	Fumble	R38	03:22	Punt	4 - 35	2:04
SE		W44	02:13	Punt	R00	00:56	*TOUCHDOWN	3 - 56	1:17
SE	2nd	W42	07:20	Kickoff	R00	04:34	*TOUCHDOWN	5 - 58	2:46
SE		R45	02:05	Punt	R41	01:21	Interception	2 - 4	0:44
SE		R37	00:45	Punt	R00	00:08	*TOUCHDOWN	4 - 37	0:37
SE	3rd	W34	11:30	Interception	R00	05:59	*TOUCHDOWN	12 - 66	5:31
SE		W35	04:53	Punt	R00	01:43	*TOUCHDOWN	7 - 65	3:10
SE		R45	01:26	Interception	R00	11:13	*TOUCHDOWN	6 - 45	2:13
SE	4th	W20	09:49	Punt	W16	07:35	Punt	3 - (4)	2:14
SE		W37	05:54	Punt	R43	02:42	Fumble	5 - 20	3:12

<b>Southeast</b>	<b>1st Qtr</b>	<b>2nd Qtr</b>	<b>3rd Qtr</b>	<b>4th Qtr</b>	<b>1st Half</b>	<b>2nd Half</b>	<b>Total</b>
Time of possession	03:21	04:07	10:07	06:13	07:28	16:20	23:48
3rd down conversions	1-2	0-1	3-4	1-3	1-3	4-7	5-10
Average field position	W35	R47	W41	W28	W46	W36	W41
4th down conversions	0-0	0-0	1-1	0-0	0-0	1-1	1-1

Team	Qtr	Drive Started			Drive Ended			Consumed	
		Spot	Time	Obtained	Spot	Time	How lost	PI - Yds	TOP
NI	1st	R24	12:00	Kickoff	W15	05:26	Fumble	12 - 61	6:34
NI		R20	03:22	Punt	R21	02:13	Punt	3 - 1	1:09
NI		R31	00:56	Kickoff	W00	07:20	*TOUCHDOWN	12 - 69	5:36
NI	2nd	R14	04:34	Kickoff	R23	02:05	Punt	3 - 9	2:29
NI		R35	01:21	Interception	R26	00:45	Punt	3 - (9)	0:36
NI		R47	00:08	Kickoff	R47	00:00	End of half	1 - 0	0:08
NI	3rd	R30	12:00	Kickoff	R30	11:30	Interception	1 - 0	0:30
NI		R35	05:59	Kickoff	R38	04:53	Punt	3 - 3	1:06
NI		R30	01:43	Kickoff	R30	01:26	Interception	1 - 0	0:17
NI	4th	R47	11:13	Kickoff	R48	09:49	Punt	3 - 1	1:24
NI		R19	07:35	Punt	R18	05:54	Punt	3 - (1)	1:41
NI		R43	02:42	Fumble	W39	00:00	End of half	5 - 18	2:42

<b>Niobrara County</b>	<b>1st Qtr</b>	<b>2nd Qtr</b>	<b>3rd Qtr</b>	<b>4th Qtr</b>	<b>1st Half</b>	<b>2nd Half</b>	<b>Total</b>
Time of possession	08:39	07:53	01:53	05:47	16:32	07:40	24:12
3rd down conversions	1-4	1-5	0-1	0-3	2-9	0-4	2-13
Average field position	R25	R32	R31	R36	R28	R34	R31
4th down conversions	1-1	2-2	0-0	1-1	3-3	1-1	4-4

**Drive Chart (By Quarter) (Final)**  
**The Automated ScoreBook**  
**Southeast vs Niobrara County (Nov 10, 2012 at Laramie, Wyo.)**

Team	Qtr	Drive Started			Drive Ended			Consumed	
		Spot	Time	Obtained	Spot	Time	How lost	PI - Yds	TOP
NI	1st	R24	12:00	Kickoff	W15	05:26	Fumble	12 - 61	6:34
SE		W27	05:26	Fumble	R38	03:22	Punt	4 - 35	2:04
NI		R20	03:22	Punt	R21	02:13	Punt	3 - 1	1:09
SE		W44	02:13	Punt	R00	00:56	*TOUCHDOWN	3 - 56	1:17
NI		R31	00:56	Kickoff	W00	07:20	*TOUCHDOWN	12 - 69	5:36
SE	2nd	W42	07:20	Kickoff	R00	04:34	*TOUCHDOWN	5 - 58	2:46
NI		R14	04:34	Kickoff	R23	02:05	Punt	3 - 9	2:29
SE		R45	02:05	Punt	R41	01:21	Interception	2 - 4	0:44
NI		R35	01:21	Interception	R26	00:45	Punt	3 - (9)	0:36
SE		R37	00:45	Punt	R00	00:08	*TOUCHDOWN	4 - 37	0:37
NI	3rd	R47	00:08	Kickoff	R47	00:00	End of half	1 - 0	0:08
NI		R30	12:00	Kickoff	R30	11:30	Interception	1 - 0	0:30
SE		W34	11:30	Interception	R00	05:59	*TOUCHDOWN	12 - 66	5:31
NI		R35	05:59	Kickoff	R38	04:53	Punt	3 - 3	1:06
SE		W35	04:53	Punt	R00	01:43	*TOUCHDOWN	7 - 65	3:10
NI	4th	R30	01:43	Kickoff	R30	01:26	Interception	1 - 0	0:17
SE		R45	01:26	Interception	R00	11:13	*TOUCHDOWN	6 - 45	2:13
NI		R47	11:13	Kickoff	R48	09:49	Punt	3 - 1	1:24
SE		W20	09:49	Punt	W16	07:35	Punt	3 - (4)	2:14
NI		R19	07:35	Punt	R18	05:54	Punt	3 - (1)	1:41
SE		W37	05:54	Punt	R43	02:42	Fumble	5 - 20	3:12
NI		R43	02:42	Fumble	W39	00:00	End of half	5 - 18	2:42

# Quickie Statistics (Final)

## Southeast vs Niobrara County (Nov 10, 2012 at Laramie, Wyo.)

	SE	NI
Score	40	6
<b>FIRST DOWNS</b>	17	7
<b>RUSHES-YARDS (NET)</b>	47-368	36-113
<b>PASSING YDS (NET)</b>	19	49
Passes Att-Comp-Int	4-2-1	14-6-2
<b>TOTAL OFFENSE PLAYS-YARDS</b>	51-387	50-162
Fumble Returns-Yards	1-12	0-0
Punt Returns-Yards	2-48	1-2
Kickoff Returns-Yards	2-23	5-58
Interception Returns-Yards	2-5	1-7
Punts (Number-Avg)	2-42.5	6-35.0
Fumbles-Lost	2-2	3-1
Penalties-Yards	3-20	3-15
Possession Time	23:48	24:12
Third-Down Conversions	5 of 10	2 of 13
Fourth-Down Conversions	1 of 1	4 of 4
Red-Zone Scores-Chances	3-3	1-1

### Southeast

<b>Rushing</b>	No.	Gain	Loss	Net	TD	Lg	Avg
EISENBARTH, Zac	17	186	0	186	4	53	10.9
SOMSEN, Wyatt	13	150	2	148	1	35	11.4
BARTEL, Garrett	7	35	1	34	1	18	4.9
CUSHMAN, Chase	3	31	5	26	0	31	8.7

<b>Passing</b>	C-A-I	Yds	TD	Long	Sack
BARTEL, Garrett	2-4-1	19	0	10	0

<b>Receiving</b>	No.	Yards	TD	Long
JOHNSON, Cody	1	10	0	10
KIRCHHEFER, Jos	1	9	0	9

<b>Punting</b>	No.	Yds	Avg	Long	In20	TB
SOMSEN, Wyatt	2	85	42.5	67	1	0

<b>Punt Returns</b>	No.	Yards	TD	Long
BURROUGHS, Jeff	1	25	0	25
BARTEL, Garrett	1	23	0	23

<b>Kick Returns</b>	No.	Yards	TD	Long
TEAM	1	0	0	0
BARTEL, Garrett	1	23	0	23

<b>Tackles</b>	UA-A	Total	Sacks	TFL
SOMSEN, Wyatt	9-6	15	0.0	1.0
SWANK, Sterling	4-7	11	0.0	0.0
CUSHMAN, Chase	5-3	8	0.0	0.0
LESSARD, John	5-2	7	0.0	2.0

### Niobrara County

<b>Rushing</b>	No.	Gain	Loss	Net	TD	Lg	Avg
VANDEBOSSCHE, M	11	42	2	40	0	12	3.6
PENFIELD, Grady	8	32	2	30	1	11	3.8
DOCKERY, Hunter	5	17	0	17	0	7	3.4
LAMAR, Logan	4	19	3	16	0	14	4.0

<b>Passing</b>	C-A-I	Yds	TD	Long	Sack
STURMAN, Bryce	4-9-2	19	0	13	0
DOCKERY, Hunter	1-4-0	0	0	0	0

<b>Receiving</b>	No.	Yards	TD	Long
VANDEBOSSCHE, D	3	6	0	7
PENFIELD, Grady	2	30	0	30
CHRISTIANSON, K	1	13	0	13

<b>Punting</b>	No.	Yds	Avg	Long	In20	TB
VANDEBOSSCHE, M	6	210	35.0	45	0	0

<b>Punt Returns</b>	No.	Yards	TD	Long
DOCKERY, Hunter	1	2	0	2

<b>Kick Returns</b>	No.	Yards	TD	Long
VANDEBOSSCHE,	2	19	0	10
VANDEBOSSCHE,	1	10	0	10

<b>Tackles</b>	UA-A	Total	Sacks	TFL
SMITH, Travis	6-2	8	0.0	1.5
HLADKY, Zane	2-6	8	0.0	3.0
LARSON, Colter	4-3	7	0.0	0.5
VANDEBOSSCHE,	4-3	7	0.0	0.0

Qtr	Time	Scoring Play	V-H
1st	00:56	SE - EISENBARTH, Zac 53 yd run (BARTEL, Garrett pass failed), 3-56 1:17	6 - 0
2nd	07:20	NI - PENFIELD, Grady 4 yd run (STURMAN, Bryce rush fumbld), 12-69 5:36	6 - 6
	04:34	SE - EISENBARTH, Zac 36 yd run (EISENBARTH, Zac rush), 5-58 2:46	14 - 6
	00:08	SE - BARTEL, Garrett 1 yd run (EISENBARTH, Zac rush failed), 4-37 0:37	20 - 6
3rd	05:59	SE - SOMSEN, Wyatt 17 yd run (EISENBARTH, Zac rush failed), 12-66 5:31	26 - 6
	01:43	SE - EISENBARTH, Zac 2 yd run (JINKS, Travis kick), 7-65 3:10	33 - 6
4th	11:13	SE - EISENBARTH, Zac 45 yd run (JINKS, Travis kick), 6-45 2:13	40 - 6

# Play-by-Play Summary (1st quarter)

## Southeast vs Niobrara County (Nov 10, 2012 at Laramie, Wyo.)

Niobrara County to receive. Southeast will defend north goal.

1-10 SE 40 SE ball on SE40.  
 SWANK, Shawn kickoff 45 yards to the NI15, VANDEBOSSCHE, M return 9 yards to the NI24 (SOMSEN, Wyatt).  
 1-10 NI 24 STURMAN, Bryce rush for 2 yards to the NI26 (SOMSEN, Wyatt; SWANK, Sterling).  
 2-8 NI 26 STURMAN, Bryce pass complete to CHRISTIANSON, K for 13 yards to the NI39, 1ST DOWN NI P1  
 (KIRCHHEFER, Jos).  
 1-10 NI 39 PENFIELD, Grady rush for no gain to the NI39 (SWANK, Sterling; CUSHMAN, Chase).  
 2-10 NI 39 VANDEBOSSCHE, M rush for 8 yards to the NI47 (SWANK, Sterling).  
 3-2 NI 47 PENFIELD, Grady rush for 11 yards to the SE42, 1ST DOWN NI (CUSHMAN, Chase). R2  
 1-10 SE 42 VANDEBOSSCHE, M rush for 5 yards to the SE37 (SOMSEN, Wyatt).  
 2-5 SE 37 VANDEBOSSCHE, D rush for 1 yard to the SE36 (LESSARD, John).  
 3-4 SE 36 DOCKERY, Hunter rush for 2 yards to the SE34 (SOMSEN, Wyatt).  
 4-2 SE 34 VANDEBOSSCHE, M rush for 3 yards to the SE31, 1ST DOWN NI (SOMSEN, Wyatt; SWANK, Sterling) R3  
 1-10 SE 31 STURMAN, Bryce pass complete to VANDEBOSSCHE, D for 7 yards to the SE24.  
 2-3 SE 24 VANDEBOSSCHE, M rush for 1 yard to the SE23 (SWANK, Sterling; SOMSEN, Wyatt).  
 3-2 SE 23 PENFIELD, Grady rush for 8 yards to the SE15, fumble forced by STEES, Colton, fumble by PENFIELD, Grady recovered by SE BARTEL, Garrett at SE15, BARTEL, Garrett for 12 yards to the SE27.

*12 plays, 61 yards, 6:34*

**SOUTHEAST drive start at 05:26, SE ball on SE27.**

1-10 SE 27 SOMSEN, Wyatt rush for 35 yards to the NI38, 1ST DOWN SE (DOCKERY, Hunter). R1  
 1-10 NI 38 KIRCHHEFER, Jos rush for loss of 2 yards to the NI40 (CLARK, Dakota).  
 2-12 NI 40 EISENBARTH, Zac rush for 2 yards to the NI38 (VANDEBOSSCHE, M).  
 3-10 NI 38 EISENBARTH, Zac rush for no gain to the NI38 (CHRISTIANSON, C; VANDEBOSSCHE, M).  
 4-10 NI 38 SOMSEN, Wyatt punt 18 yards to the NI20, out-of-bounds.

*4 plays, 35 yards, 2:04*

**NIOBRARA COUNTY drive start at 03:22.**

1-10 NI 20 PENALTY NI illegal motion 5 yards to the NI15.  
 1-15 NI 15 VANDEBOSSCHE, M rush for loss of 1 yard to the NI14 (LESSARD, John).  
 2-16 NI 14 DOCKERY, Hunter rush for 7 yards to the NI21, out-of-bounds (BURROUGHS, Jeff).  
 3-9 NI 21 DOCKERY, Hunter pass incomplete to VANDEBOSSCHE, D.  
 4-9 NI 21 VANDEBOSSCHE, M punt 35 yards to the SE44, fair catch by BURROUGHS, Jeff.

*3 plays, 1 yard, 1:09*

**SOUTHEAST drive start at 02:13.**

1-10 SE 44 SOMSEN, Wyatt rush for loss of 1 yard to the SE43 (HLADKY, Zane).  
 2-11 SE 43 EISENBARTH, Zac rush for 4 yards to the SE47 (CHRISTIANSON, C; CLARK, Dakota).  
 3-7 SE 47 EISENBARTH, Zac rush for 53 yards to the NI0, 1ST DOWN SE, TOUCHDOWN, clock 00:56. R2  
 1-G NI 02 BARTEL, Garrett pass attempt failed.

**Southeast 6, Niobrara County 0**

*3 plays, 56 yards, 1:17*

SWANK, Shawn kickoff 42 yards to the NI18, DOCKERY, Hunter return 13 yards to the NI31 (SOMSEN, Wyatt; SWANK, Sterling).

**NIOBRARA COUNTY drive start at 00:56.**

1-10 NI 31 PENFIELD, Grady rush for 3 yards to the NI34 (SOMSEN, Wyatt; CUSHMAN, Chase).  
 2-7 NI 34 VANDEBOSSCHE, M rush for 2 yards to the NI36 (CUSHMAN, Chase).

**END OF 1st QUARTER: Southeast 6, Niobrara County 0**

Quarter Summary	Score	Time Poss	1st Downs				Conversions		Rushing	Passing	Penalties
			R	P	X	T	3rd	4th			
Southeast	6	03:21	2	0	0	2	1-2	0-0	7-91	0-0-0-0	0-0
Niobrara County	0	08:39	2	1	0	3	1-4	1-1	14-52	2-3-0-20	1-5

# Quickie Statistics (1st quarter only)

## Southeast vs Niobrara County (Nov 10, 2012 at Laramie, Wyo.)

	SE	NI
Score	6	0
<b>FIRST DOWNS</b>	2	3
<b>RUSHES-YARDS (NET)</b>	7-91	14-52
<b>PASSING YDS (NET)</b>	0	20
Passes Att-Comp-Int	0-0-0	3-2-0
<b>TOTAL OFFENSE PLAYS-YARDS</b>	7-91	17-72
Fumble Returns-Yards	1-12	0-0
Punt Returns-Yards	0-0	0-0
Kickoff Returns-Yards	0-0	2-22
Interception Returns-Yards	0-0	0-0
Punts (Number-Avg)	1-18.0	1-35.0
Fumbles-Lost	0-0	1-1
Penalties-Yards	0-0	1-5
Possession Time	03:21	08:39
Third-Down Conversions	1 of 2	1 of 4
Fourth-Down Conversions	0 of 0	1 of 1

### Southeast

<b>Rushing</b>	No.	Gain	Loss	Net	TD	Lg	Avg
EISENBARTH, Zac	4	59	0	59	1	53	14.8
SOMSEN, Wyatt	2	35	1	34	0	35	17.0
KIRCHHEFER, Jos	1	0	2	-2	0	0	-2.0

<b>Passing</b>	C-A-I	Yds	TD	Long	Sack
----------------	-------	-----	----	------	------

<b>Receiving</b>	No.	Yards	TD	Long
------------------	-----	-------	----	------

<b>Punting</b>	No.	Yds	Avg	Long	In20	TB
SOMSEN, Wyatt	1	18	18.0	18	0	0

<b>Punt Returns</b>	No.	Yards	TD	Long
---------------------	-----	-------	----	------

<b>Kick Returns</b>	No.	Yards	TD	Long
---------------------	-----	-------	----	------

<b>Tackles</b>	UA-A	Total	Sacks	TFL
SOMSEN, Wyatt	3-5	8	0.0	0.0
SWANK, Sterling	1-5	6	0.0	0.0
CUSHMAN, Chase	2-2	4	0.0	0.0
LESSARD, John	2-0	2	0.0	1.0

### Niobrara County

<b>Rushing</b>	No.	Gain	Loss	Net	TD	Lg	Avg
PENFIELD, Grady	4	22	0	22	0	11	5.5
VANDEBOSSCHE, M	6	19	1	18	0	8	3.0
DOCKERY, Hunter	2	9	0	9	0	7	4.5
STURMAN, Bryce	1	2	0	2	0	2	2.0

<b>Passing</b>	C-A-I	Yds	TD	Long	Sack
STURMAN, Bryce	2-2-0	20	0	13	0
DOCKERY, Hunter	0-1-0	0	0	0	0

<b>Receiving</b>	No.	Yards	TD	Long
CHRISTIANSON, K	1	13	0	13
VANDEBOSSCHE, D	1	7	0	7

<b>Punting</b>	No.	Yds	Avg	Long	In20	TB
VANDEBOSSCHE, M	1	35	35.0	35	0	0

<b>Punt Returns</b>	No.	Yards	TD	Long
---------------------	-----	-------	----	------

<b>Kick Returns</b>	No.	Yards	TD	Long
DOCKERY, Hunter	1	13	0	13
VANDEBOSSCHE,	1	9	0	9

<b>Tackles</b>	UA-A	Total	Sacks	TFL
CLARK, Dakota	1-1	2	0.0	1.0
VANDEBOSSCHE,	1-1	2	0.0	0.0
CHRISTIANSON, C	0-2	2	0.0	0.0
HLADKY, Zane	1-0	1	0.0	1.0

<b>Qtr</b>	<b>Time</b>	<b>Scoring Play</b>	<b>V-H</b>
1st	00:56	SE - EISENBARTH, Zac 53 yd run (BARTEL, Garrett pass failed), 3-56 1:17	6 - 0

# Play-by-Play Summary (2nd quarter)

## Southeast vs Niobrara County (Nov 10, 2012 at Laramie, Wyo.)

3-5	NI 36	Start of 2nd quarter, clock 12:00.	
3-5	NI 36	STURMAN, Bryce pass complete to VANDEBOSSCHE, D for 6 yards to the NI42, 1ST DOWN NI (KIRCHHEFER, Jos).	P4
1-10	NI 42	VANDEBOSSCHE, M rush for 12 yards to the SE46, 1ST DOWN NI (EISENBARTH, Zac).	R5
1-10	SE 46	VANDEBOSSCHE, D rush for 3 yards to the SE43 (SOMSEN, Wyatt).	
2-7	SE 43	STURMAN, Bryce rush for no gain to the SE43 (SOMSEN, Wyatt).	
3-7	SE 43	PENFIELD, Grady rush for 3 yards to the SE40 (STEEES, Colton;SWANK, Sterling).	
4-4	SE 40	VANDEBOSSCHE, M pass complete to PENFIELD, Grady for 30 yards to the SE10, 1ST DOWN NI, out-of-bounds (CUSHMAN, Chase).	P6
1-G	SE 10	VANDEBOSSCHE, M rush for 2 yards to the SE8 (SWANK, Sterling).	
2-G	SE 08	LARSON, Colter rush for 3 yards to the SE5 (SWANK, Sterling).	
3-G	SE 05	VANDEBOSSCHE, D rush for 1 yard to the SE4 (JINKS, Travis).	
4-G	SE 04	Timeout Southeast, clock 07:24.	
4-G	SE 04	PENFIELD, Grady rush for 4 yards to the SE0, TOUCHDOWN, clock 07:20.	
1-G	SE 02	STURMAN, Bryce rush attempt failed (fumbled).	

### Niobrara County 6, Southeast 6

*12 plays, 69 yards, 5:36*

SMITH, Travis kickoff 41 yards to the SE19, BARTEL, Garrett return 23 yards to the SE42 (SMITH, Travis).

#### SOUTHEAST drive start at 07:20.

1-10	SE 42	SOMSEN, Wyatt rush for 2 yards to the SE44 (VANDEBOSSCHE, D).	
2-8	SE 44	EISENBARTH, Zac rush for 4 yards to the SE48 (CHRISTIANSON, C).	
3-4	SE 48	EISENBARTH, Zac rush for 2 yards to the 50 yardline (VANDEBOSSCHE, M; FITZWATER, Mart).	
4-2	SE 50	PENALTY NI Encroachment 5 yards to the NI45, 1ST DOWN SE.	X3
1-10	NI 45	EISENBARTH, Zac rush for 9 yards to the NI36 (DOCKERY, Hunter).	
2-1	NI 36	EISENBARTH, Zac rush for 36 yards to the NI0, 1ST DOWN SE, TOUCHDOWN, clock 04:34.	R4
1-G	NI 02	EISENBARTH, Zac rush attempt good.	

### Southeast 14, Niobrara County 6

*5 plays, 58 yards, 2:46*

SWANK, Shawn kickoff 46 yards to the NI14, downed.

#### NIOBRARA COUNTY drive start at 04:34.

1-10	NI 14	DOCKERY, Hunter rush for 1 yard to the NI15 (LESSARD, John).	
2-9	NI 15	Timeout Niobrara County, clock 03:49.	
2-9	NI 15	PENFIELD, Grady rush for 3 yards to the NI18 (SOMSEN, Wyatt).	
3-6	NI 18	VANDEBOSSCHE, M rush for 5 yards to the NI23 (CUSHMAN, Chase;EISENBARTH, Zac).	
4-1	NI 23	VANDEBOSSCHE, M punt 37 yards to the SE40, BURROUGHS, Jeff return 25 yards to the NI35, PENALTY SE holding 10 yards to the NI45, 1ST DOWN SE, 1st and 10, SE ball on NI45.	X6

*3 plays, 9 yards, 2:29*

#### SOUTHEAST drive start at 02:05.

1-10	NI 45	EISENBARTH, Zac rush for 4 yards to the NI41 (CHRISTIANSON, C; LARSON, Colter).	
2-6	NI 41	BARTEL, Garrett pass intercepted by DOCKERY, Hunter at the NI28, DOCKERY, Hunter return 7 yards to the NI35 (JINKS, Travis; LESSARD, John).	

*2 plays, 4 yards, 0:44*

#### NIOBRARA COUNTY drive start at 01:21.

1-10	NI 35	STURMAN, Bryce pass incomplete to FITZWATER, Mart.	
2-10	NI 35	STURMAN, Bryce pass complete to VANDEBOSSCHE, D for loss of 7 yards to the NI28 (SOMSEN, Wyatt).	
3-17	NI 28	PENFIELD, Grady rush for loss of 2 yards to the NI26 (STEEES, Colton; JINKS, Travis).	
4-19	NI 26	Timeout Southeast, clock 00:59.	
4-19	NI 26	VANDEBOSSCHE, M punt 34 yards to the SE40, BARTEL, Garrett return 23 yards to the NI37 (VANDEBOSSCHE, M).	

*3 plays, minus 9 yards, 0:36*

#### SOUTHEAST drive start at 00:45.

1-10	NI 37	BARTEL, Garrett rush for 18 yards to the NI19, 1ST DOWN SE, out-of-bounds.	R6
1-10	NI 19	SOMSEN, Wyatt rush for 18 yards to the NI1, 1ST DOWN SE (VANDEBOSSCHE, M).	R7
1-G	NI 01	Timeout Southeast, clock 00:30.	
1-G	NI 01	BARTEL, Garrett rush for no gain to the NI1 (HLADKY, Zane; FITZWATER, Mart).	
2-G	NI 01	BARTEL, Garrett rush for 1 yard to the NI0, TOUCHDOWN, clock 00:08.	
1-G	NI 02	EISENBARTH, Zac rush attempt failed.	

### Southeast 20, Niobrara County 6

*4 plays, 37 yards, 0:37*

SWANK, Shawn kickoff 23 yards to the NI37, VANDEBOSSCHE, D return 10 yards to the NI47 (SWANK, Shawn; SOMSEN, Wyatt).

#### NIOBRARA COUNTY drive start at 00:08.

1-10	NI 47	STURMAN, Bryce pass incomplete to VANDEBOSSCHE, D.	
		End of half, clock 00:00.	

*1 play, 0 yards, 0:08*

**END OF 2nd QUARTER: Southeast 20, Niobrara County 6**



# **Play-by-Play Summary (2nd quarter)** **Southeast vs Niobrara County (Nov 10, 2012 at Laramie, Wyo.)**

Quarter Summary	Score	Time Poss	1st Downs				Conversions		Rushing	Passing	Penalties
			R	P	X	T	3rd	4th			
Southeast	14	04:07	3	0	2	5	0-1	0-0	10-94	0-1-1-0	1-10
Niobrara County	6	07:53	1	2	0	3	1-5	2-2	12-35	3-5-0-29	1-5

# Quickie Statistics (2nd quarter only)

## Southeast vs Niobrara County (Nov 10, 2012 at Laramie, Wyo.)

	SE	NI
Score	14	6
<b>FIRST DOWNS</b>	5	3
<b>RUSHES-YARDS (NET)</b>	10-94	12-35
<b>PASSING YDS (NET)</b>	0	29
Passes Att-Comp-Int	1-0-1	5-3-0
<b>TOTAL OFFENSE PLAYS-YARDS</b>	11-94	17-64
Fumble Returns-Yards	0-0	0-0
Punt Returns-Yards	2-48	0-0
Kickoff Returns-Yards	1-23	1-10
Interception Returns-Yards	0-0	1-7
Punts (Number-Avg)	0-0.0	2-35.5
Fumbles-Lost	0-0	0-0
Penalties-Yards	1-10	1-5
Possession Time	04:07	07:53
Third-Down Conversions	0 of 1	1 of 5
Fourth-Down Conversions	0 of 0	2 of 2

### Southeast

<b>Rushing</b>	No.	Gain	Loss	Net	TD	Lg	Avg
EISENBARTH, Zac	5	55	0	55	1	36	11.0
SOMSEN, Wyatt	2	20	0	20	0	18	10.0
BARTEL, Garrett	3	19	0	19	1	18	6.3

<b>Passing</b>	C-A-I	Yds	TD	Long	Sack
BARTEL, Garrett	0-1-1	0	0	0	0

<b>Receiving</b>	No.	Yards	TD	Long
------------------	-----	-------	----	------

<b>Punting</b>	No.	Yds	Avg	Long	In20	TB
----------------	-----	-----	-----	------	------	----

<b>Punt Returns</b>	No.	Yards	TD	Long
BURROUGHS, Jeff	1	25	0	25
BARTEL, Garrett	1	23	0	23

<b>Kick Returns</b>	No.	Yards	TD	Long
BARTEL, Garrett	1	23	0	23

<b>Tackles</b>	UA-A	Total	Sacks	TFL
SOMSEN, Wyatt	4-1	5	0.0	1.0
SWANK, Sterling	2-1	3	0.0	0.0
JINKS, Travis	1-2	3	0.0	0.5
CUSHMAN, Chase	1-1	2	0.0	0.0

### Niobrara County

<b>Rushing</b>	No.	Gain	Loss	Net	TD	Lg	Avg
VANDEBOSSCHE, M	3	19	0	19	0	12	6.3
PENFIELD, Grady	4	10	2	8	1	4	2.0
VANDEBOSSCHE, D	2	4	0	4	0	3	2.0
LARSON, Colter	1	3	0	3	0	3	3.0

<b>Passing</b>	C-A-I	Yds	TD	Long	Sack
STURMAN, Bryce	2-4-0	-1	0	6	0
VANDEBOSSCHE, M	1-1-0	30	0	30	0

<b>Receiving</b>	No.	Yards	TD	Long
VANDEBOSSCHE, D	2	-1	0	6
PENFIELD, Grady	1	30	0	30

<b>Punting</b>	No.	Yds	Avg	Long	In20	TB
VANDEBOSSCHE, M	2	71	35.5	37	0	0

<b>Punt Returns</b>	No.	Yards	TD	Long
---------------------	-----	-------	----	------

<b>Kick Returns</b>	No.	Yards	TD	Long
VANDEBOSSCHE,	1	10	0	10

<b>Tackles</b>	UA-A	Total	Sacks	TFL
VANDEBOSSCHE,	2-1	3	0.0	0.0
CHRISTIANSON, C	1-1	2	0.0	0.0
FITZWATER, Mart	0-2	2	0.0	0.0
DOCKERY, Hunter	1-0	1	0.0	0.0

Qtr	Time	Scoring Play	V-H
1st	00:56	SE - EISENBARTH, Zac 53 yd run (BARTEL, Garrett pass failed), 3-56 1:17	6 - 0
2nd	07:20	NI - PENFIELD, Grady 4 yd run (STURMAN, Bryce rush fumbld), 12-69 5:36	0 - 6
	04:34	SE - EISENBARTH, Zac 36 yd run (EISENBARTH, Zac rush), 5-58 2:46	8 - 6
	00:08	SE - BARTEL, Garrett 1 yd run (EISENBARTH, Zac rush failed), 4-37 0:37	14 - 6

# Play-by-Play Summary (3rd quarter)

## Southeast vs Niobrara County (Nov 10, 2012 at Laramie, Wyo.)

2-10 NI 40 Start of 3rd quarter, clock 12:00, NI ball on NI40.  
 NI ball on NI40.  
 THURSTON, Brady kickoff 17 yards to the SE43, on-side kick (touch by receiving team), recovered by NI on SE43.

### NIOBRARA COUNTY drive start at 12:00, NI ball on NI30.

1-10 NI 30 STURMAN, Bryce pass intercepted by BARTEL, Garrett at the SE30, BARTEL, Garrett return 4 yards to the SE34 (JACKSON, Jordan).  
*1 play, 0 yards, 0:30*

### SOUTHEAST drive start at 11:30, SE ball on SE34.

1-10 SE 34	SOMSEN, Wyatt rush for 6 yards to the SE40 (JACKSON, Jordan).	
2-4 SE 40	SOMSEN, Wyatt rush for 11 yards to the NI49, 1ST DOWN SE (CHRISTIANSON, K).	R8
1-10 NI 49	BARTEL, Garrett rush for 11 yards to the NI38, 1ST DOWN SE (VANDEBOSSCHE, M; HLADKY, Zane).	R9
1-10 NI 38	EISENBARTH, Zac rush for 4 yards to the NI34 (SMITH, Travis; LARSON, Colter).	
2-6 NI 34	BARTEL, Garrett rush for loss of 1 yard to the NI35 (JACKSON, Jordan).	
3-7 NI 35	EISENBARTH, Zac rush for 8 yards to the NI27, 1ST DOWN SE (SMITH, Travis).	R10
1-10 NI 27	EISENBARTH, Zac rush for 2 yards to the NI25 (LARSON, Colter).	
2-8 NI 25	SOMSEN, Wyatt rush for 3 yards to the NI22 (SMITH, Travis).	
3-5 NI 22	SOMSEN, Wyatt rush for no gain to the NI22 (VANDEBOSSCHE, D; HLADKY, Zane).	
4-5 NI 22	PENALTY SE illegal procedure 5 yards to the NI27.	
4-10 NI 27	BARTEL, Garrett pass complete to JOHNSON, Cody for 10 yards to the NI17, 1ST DOWN SE (CLARK, Dakota).	P11
1-10 NI 17	EISENBARTH, Zac rush for no gain to the NI17 (VANDEBOSSCHE, D).	
2-10 NI 17	SOMSEN, Wyatt rush for 17 yards to the NI0, 1ST DOWN SE, TOUCHDOWN, clock 05:59.	R12
1-G NI 02	EISENBARTH, Zac rush attempt failed.	

### Southeast 26, Niobrara County 6

*12 plays, 66 yards, 5:31*

SWANK, Shawn kickoff 55 yards to the NI5, out-of-bounds, NI ball on NI35.

### NIOBRARA COUNTY drive start at 05:59.

1-10 NI 35 VANDEBOSSCHE, M rush for loss of 1 yard to the NI34 (LESSARD, John).  
 2-11 NI 34 VANDEBOSSCHE, M rush for 4 yards to the NI38 (LESSARD, John; STEES, Colton).  
 3-7 NI 38 Timeout Niobrara County, clock 05:07.  
 3-7 NI 38 DOCKERY, Hunter pass complete to PENFIELD, Grady for no gain to the NI38, out-of-bounds (CUSHMAN, Chase).  
 4-7 NI 38 VANDEBOSSCHE, M punt 27 yards to the SE35, out-of-bounds.  
*3 plays, 3 yards, 1:06*

### SOUTHEAST drive start at 04:53.

1-10 SE 35	BARTEL, Garrett rush for 5 yards to the SE40 (LARSON, Colter).	
2-5 SE 40	SOMSEN, Wyatt rush for 30 yards to the NI30, 1ST DOWN SE (SMITH, Travis).	R13
1-10 NI 30	BARTEL, Garrett rush for no gain to the NI30 (DOCKERY, Hunter).	
2-10 NI 30	SOMSEN, Wyatt rush for 22 yards to the NI8, 1ST DOWN SE (VANDEBOSSCHE, D).	R14
1-G NI 08	Timeout Southeast, clock 02:57.	
1-G NI 08	SOMSEN, Wyatt rush for 6 yards to the NI2 (LARSON, Colter).	
2-G NI 02	EISENBARTH, Zac rush for no gain to the NI2 (HLADKY, Zane; VANDEBOSSCHE, D).	
3-G NI 02	EISENBARTH, Zac rush for 2 yards to the NI0, TOUCHDOWN, clock 01:43.	
1-G NI 02	JINKS, Travis kick attempt good.	

### Southeast 33, Niobrara County 6

*7 plays, 65 yards, 3:10*

SWANK, Shawn kickoff 40 yards to the NI20, VANDEBOSSCHE, M return 10 yards to the NI30 (SOMSEN, Wyatt).

### NIOBRARA COUNTY drive start at 01:43.

1-10 NI 30 STURMAN, Bryce pass intercepted by KIRCHHEFER, Jos at the NI46, KIRCHHEFER, Jos return 1 yards to the NI45 (JACKSON, Jordan).  
*1 play, 0 yards, 0:17*

### SOUTHEAST drive start at 01:26.

1-10 NI 45	BARTEL, Garrett pass incomplete to BURROUGHS, Jeff.	
2-10 NI 45	SOMSEN, Wyatt rush for loss of 1 yard to the NI46 (HLADKY, Zane).	
3-11 NI 46	EISENBARTH, Zac rush for 11 yards to the NI35, 1ST DOWN SE (SMITH, Travis).	R15
1-10 NI 35	TEAM rush for loss of 19 yards to the SE46.	

### END OF 3rd QUARTER: Southeast 33, Niobrara County 6

Quarter Summary	Score	Time Poss	1st Downs				Conversions		Rushing	Passing	Penalties
			R	P	X	T	3rd	4th			
Southeast	13	10:07	7	1	0	8	2-3	1-1	21-117	1-2-0-10	1-5
Niobrara County	0	01:53	0	0	0	0	0-1	0-0	2-3	1-3-2-0	0-0

# Quickie Statistics (3rd quarter only)

## Southeast vs Niobrara County (Nov 10, 2012 at Laramie, Wyo.)

	SE	NI
Score	13	0
<b>FIRST DOWNS</b>	8	0
<b>RUSHES-YARDS (NET)</b>	21-117	2-3
<b>PASSING YDS (NET)</b>	10	0
Passes Att-Comp-Int	2-1-0	3-1-2
<b>TOTAL OFFENSE PLAYS-YARDS</b>	23-127	5-3
Fumble Returns-Yards	0-0	0-0
Punt Returns-Yards	0-0	0-0
Kickoff Returns-Yards	1-0	1-10
Interception Returns-Yards	2-5	0-0
Punts (Number-Avg)	0-0.0	1-27.0
Fumbles-Lost	1-1	0-0
Penalties-Yards	1-5	0-0
Possession Time	10:07	01:53
Third-Down Conversions	3 of 4	0 of 1
Fourth-Down Conversions	1 of 1	0 of 0

### Southeast

<b>Rushing</b>	No.	Gain	Loss	Net	TD	Lg	Avg
SOMSEN, Wyatt	9	95	1	94	1	30	10.4
EISENBARTH, Zac	7	27	0	27	1	11	3.9
BARTEL, Garrett	4	16	1	15	0	11	3.8
TEAM	1	0	19	-19	0	0	-19.0

<b>Passing</b>	C-A-I	Yds	TD	Long	Sack
BARTEL, Garrett	1-2-0	10	0	10	0

<b>Receiving</b>	No.	Yards	TD	Long
JOHNSON, Cody	1	10	0	10

<b>Punting</b>	No.	Yds	Avg	Long	In20	TB
----------------	-----	-----	-----	------	------	----

<b>Punt Returns</b>	No.	Yards	TD	Long
---------------------	-----	-------	----	------

<b>Kick Returns</b>	No.	Yards	TD	Long
TEAM	1	0	0	0

<b>Tackles</b>	UA-A	Total	Sacks	TFL
LESSARD, John	1-1	2	0.0	1.0
CUSHMAN, Chase	1-0	1	0.0	0.0
SOMSEN, Wyatt	1-0	1	0.0	0.0
STEESE, Colton	0-1	1	0.0	0.0

### Niobrara County

<b>Rushing</b>	No.	Gain	Loss	Net	TD	Lg	Avg
VANDEBOSSCHE, M	2	4	1	3	0	4	1.5

<b>Passing</b>	C-A-I	Yds	TD	Long	Sack
STURMAN, Bryce	0-2-2	0	0	0	0
DOCKERY, Hunter	1-1-0	0	0	0	0

<b>Receiving</b>	No.	Yards	TD	Long
PENFIELD, Grady	1	0	0	0

<b>Punting</b>	No.	Yds	Avg	Long	In20	TB
VANDEBOSSCHE, M	1	27	27.0	27	0	0

<b>Punt Returns</b>	No.	Yards	TD	Long
---------------------	-----	-------	----	------

<b>Kick Returns</b>	No.	Yards	TD	Long
VANDEBOSSCHE,	1	10	0	10

<b>Tackles</b>	UA-A	Total	Sacks	TFL
SMITH, Travis	4-1	5	0.0	0.0
JACKSON, Jordan	4-0	4	0.0	1.0
LARSON, Colter	3-1	4	0.0	0.0
VANDEBOSSCHE,	2-2	4	0.0	0.0

Qtr	Time	Scoring Play	V-H
1st	00:56	SE - EISENBARTH, Zac 53 yd run (BARTEL, Garrett pass failed), 3-56 1:17	6 - 0
2nd	07:20	NI - PENFIELD, Grady 4 yd run (STURMAN, Bryce rush fumbld), 12-69 5:36	6 - 6
	04:34	SE - EISENBARTH, Zac 36 yd run (EISENBARTH, Zac rush), 5-58 2:46	14 - 6
	00:08	SE - BARTEL, Garrett 1 yd run (EISENBARTH, Zac rush failed), 4-37 0:37	20 - 6
3rd	05:59	SE - SOMSEN, Wyatt 17 yd run (EISENBARTH, Zac rush failed), 12-66 5:31	6 - 0
	01:43	SE - EISENBARTH, Zac 2 yd run (JINKS, Travis kick), 7-65 3:10	13 - 0

# Play-by-Play Summary (4th quarter)

## Southeast vs Niobrara County (Nov 10, 2012 at Laramie, Wyo.)

2-29 SE 46 Start of 4th quarter, clock 12:00.  
 2-29 SE 46 BARTEL, Garrett pass complete to KIRCHHEFER, Jos for 9 yards to the NI45 (PENFIELD, Grady).  
 3-20 NI 45 EISENBARTH, Zac rush for 45 yards to the NI0, 1ST DOWN SE, TOUCHDOWN, clock 11:13. R16  
 1-G NI 02 JINKS, Travis kick attempt good.

### Southeast 40, Niobrara County 6

*6 plays, 45 yards, 2:13*

SWANK, Shawn kickoff 29 yards to the NI31, THURSTON, Brady return 16 yards to the NI47 (SWANK, Sterling).

#### NIOBRARA COUNTY drive start at 11:13.

1-10 NI 47 DOCKERY, Hunter rush for 6 yards to the SE47 (SOMSEN, Wyatt).  
 2-4 SE 47 Timeout Niobrara County, clock 10:19.  
 2-4 SE 47 PENALTY NI illegal procedure 5 yards to the NI48.  
 2-9 NI 48 DOCKERY, Hunter pass incomplete to VANDEBOSSCHE, D.  
 3-9 NI 48 DOCKERY, Hunter pass incomplete to LAMAR, Logan.  
 4-9 NI 48 VANDEBOSSCHE, M punt 32 yards to the SE20, out-of-bounds.

*3 plays, 1 yard, 1:24*

#### SOUTHEAST drive start at 09:49.

1-10 SE 20 BECKER, David rush for loss of 2 yards to the SE18 (HLADKY, Zane;JACKSON, Jordan).  
 2-12 SE 18 BECKER, David rush for loss of 1 yard to the SE17 (LARSON, Colter;VANDEBOSSCHE, D).  
 3-13 SE 17 BECKER, David rush for loss of 1 yard to the SE16 (SMITH, Travis).  
 4-14 SE 16 SOMSEN, Wyatt punt 67 yards to the NI17, DOCKERY, Hunter return 2 yards to the NI19 (CUSHMAN, Chase).

*3 plays, minus 4 yards, 2:14*

#### NIOBRARA COUNTY drive start at 07:35.

1-10 NI 19 STURMAN, Bryce rush for loss of 2 yards to the NI17, fumble by STURMAN, Bryce recovered by NI VANDEBOSSCHE, M at NI17.  
 2-12 NI 17 STURMAN, Bryce pass incomplete to CHRISTIANSON, K.  
 3-12 NI 17 DOCKERY, Hunter rush for 1 yard to the NI18 (LESSARD, John).  
 4-11 NI 18 VANDEBOSSCHE, M punt 45 yards to the SE37, downed.

*3 plays, minus 1 yard, 1:41*

#### SOUTHEAST drive start at 05:54.

1-10 SE 37 BECKER, David rush for loss of 3 yards to the SE34 (CHRISTIANSON, C;SMITH, Travis).  
 2-13 SE 34 CUSHMAN, Chase rush for 31 yards to the NI35, 1ST DOWN SE (VANDEBOSSCHE, M). R17  
 1-10 NI 35 PENALTY SE false start 5 yards to the NI40.  
 1-15 NI 40 BECKER, David rush for 2 yards to the NI38 (LARSON, Colter).  
 2-13 NI 38 CUSHMAN, Chase rush for loss of 4 yards to the NI42 (VANDEBOSSCHE, D;HLADKY, Zane).  
 3-17 NI 42 CUSHMAN, Chase rush for no gain to the NI42, fumble by CUSHMAN, Chase recovered by NI CHRISTIANSON, C at NI43.

*5 plays, 20 yards, 3:12*

#### NIOBRARA COUNTY drive start at 02:42.

1-10 NI 43 LAMAR, Logan rush for loss of 3 yards to the NI40, fumble by LAMAR, Logan recovered by NI LAMAR, Logan at NI40.  
 2-13 NI 40 THURSTON, Brady rush for 2 yards to the NI42 (JOHNSON, Cody;ROSS, Wyatt).  
 3-11 NI 42 LAMAR, Logan rush for 2 yards to the NI44 (SWANK, Shawn;SWANK, Sterling).  
 4-9 NI 44 LAMAR, Logan rush for 14 yards to the SE42, 1ST DOWN NI (HARVES, Konner). R7  
 1-10 SE 42 LAMAR, Logan rush for 3 yards to the SE39 (HARVES, Konner).  
 End of game, clock 00:00.

*5 plays, 18 yards, 2:42*

### FINAL SCORE: Southeast 40, Niobrara County 6

Quarter Summary	Score	Time Poss	1st Downs				Conversions		Rushing	Passing	Penalties
			R	P	X	T	3rd	4th			
Southeast	7	06:13	2	0	0	2	1-3	0-0	9-66	1-1-0-9	1-5
Niobrara County	0	05:47	1	0	0	1	0-3	1-1	8-23	0-3-0-0	1-5

# Quickie Statistics (4th quarter only)

## Southeast vs Niobrara County (Nov 10, 2012 at Laramie, Wyo.)

	SE	NI
Score	7	0
<b>FIRST DOWNS</b>	2	1
<b>RUSHES-YARDS (NET)</b>	9-66	8-23
<b>PASSING YDS (NET)</b>	9	0
Passes Att-Comp-Int	1-1-0	3-0-0
<b>TOTAL OFFENSE PLAYS-YARDS</b>	10-75	11-23
Fumble Returns-Yards	0-0	0-0
Punt Returns-Yards	0-0	1-2
Kickoff Returns-Yards	0-0	1-16
Interception Returns-Yards	0-0	0-0
Punts (Number-Avg)	1-67.0	2-38.5
Fumbles-Lost	1-1	2-0
Penalties-Yards	1-5	1-5
Possession Time	06:13	05:47
Third-Down Conversions	1 of 3	0 of 3
Fourth-Down Conversions	0 of 0	1 of 1

### Southeast

<b>Rushing</b>	No.	Gain	Loss	Net	TD	Lg	Avg
EISENBARTH, Zac	1	45	0	45	1	45	45.0
CUSHMAN, Chase	3	31	5	26	0	31	8.7
BECKER, David	5	2	7	-5	0	2	-1.0

<b>Passing</b>	C-A-I	Yds	TD	Long	Sack
BARTEL, Garrett	1-1-0	9	0	9	0

<b>Receiving</b>	No.	Yards	TD	Long
KIRCHHEFER, Jos	1	9	0	9

<b>Punting</b>	No.	Yds	Avg	Long	In20	TB
SOMSEN, Wyatt	1	67	67.0	67	1	0

<b>Punt Returns</b>	No.	Yards	TD	Long
---------------------	-----	-------	----	------

<b>Kick Returns</b>	No.	Yards	TD	Long
---------------------	-----	-------	----	------

<b>Tackles</b>	UA-A	Total	Sacks	TFL
HARVES, Konner	2-0	2	0.0	0.0
SWANK, Sterling	1-1	2	0.0	0.0
LESSARD, John	1-0	1	0.0	0.0
CUSHMAN, Chase	1-0	1	0.0	0.0

### Niobrara County

<b>Rushing</b>	No.	Gain	Loss	Net	TD	Lg	Avg
LAMAR, Logan	4	19	3	16	0	14	4.0
DOCKERY, Hunter	2	7	0	7	0	6	3.5
THURSTON, Brady	1	2	0	2	0	2	2.0
STURMAN, Bryce	1	0	2	-2	0	0	-2.0

<b>Passing</b>	C-A-I	Yds	TD	Long	Sack
DOCKERY, Hunter	0-2-0	0	0	0	0
STURMAN, Bryce	0-1-0	0	0	0	0

<b>Receiving</b>	No.	Yards	TD	Long
------------------	-----	-------	----	------

<b>Punting</b>	No.	Yds	Avg	Long	In20	TB
VANDEBOSSCHE, M	2	77	38.5	45	0	0

<b>Punt Returns</b>	No.	Yards	TD	Long
DOCKERY, Hunter	1	2	0	2


<b>Kick Returns</b>	No.	Yards	TD	Long
THURSTON, Brady	1	16	0	16

<b>Tackles</b>	UA-A	Total	Sacks	TFL
SMITH, Travis	1-1	2	0.0	1.5
LARSON, Colter	1-1	2	0.0	0.5
VANDEBOSSCHE,	0-2	2	0.0	1.0
HLADKY, Zane	0-2	2	0.0	1.0

Qtr	Time	Scoring Play	V-H
1st	00:56	SE - EISENBARTH, Zac 53 yd run (BARTEL, Garrett pass failed), 3-56 1:17	6 - 0
2nd	07:20	NI - PENFIELD, Grady 4 yd run (STURMAN, Bryce rush fumbld), 12-69 5:36	6 - 6
	04:34	SE - EISENBARTH, Zac 36 yd run (EISENBARTH, Zac rush), 5-58 2:46	14 - 6
	00:08	SE - BARTEL, Garrett 1 yd run (EISENBARTH, Zac rush failed), 4-37 0:37	20 - 6
3rd	05:59	SE - SOMSEN, Wyatt 17 yd run (EISENBARTH, Zac rush failed), 12-66 5:31	26 - 6
	01:43	SE - EISENBARTH, Zac 2 yd run (JINKS, Travis kick), 7-65 3:10	33 - 6
4th	11:13	SE - EISENBARTH, Zac 45 yd run (JINKS, Travis kick), 6-45 2:13	7 - 0



## 2012 State 2A Football Championship Bracket



**1st Place:** Lyman

**2nd Place:** Lovell

Scoring Summary (Final)  
The Automated ScoreBook  
Lovell vs Lyman (Nov 10, 2012 at Laramie, Wyo.)

Lovell (9-2) vs. Lyman (11-0)

Date: Nov 10, 2012 • Site: Laramie, Wyo. • Stadium: War Memorial Stadium

Attendance:

Score by Quarters	1	2	3	4	Total
Lovell	0	14	6	0	20
Lyman	8	8	0	6	22

Qtr	Time	Scoring Play	V-H
1st	01:26	LY - BRADSHAW, Brans 1 yd run (SCHOFIELD, Dalt pass from BRADSHAW, Brans), 8-52 3:10	0 - 8
2nd	09:13	LO - COLLINS, Dino 1 yd run (SAVAGE, Cody kick), 9-68 4:13	7 - 8
	06:02	LO - COLLINS, Dino 34 yd pass from HULTGREN, Dylan (SAVAGE, Cody kick), 2-22 0:37	14 - 8
	01:45	LY - BRADSHAW, Brans 2 yd run (WALKER, Skyler pass from BRADSHAW, Brans), 11-65 4:17	14 - 16
3rd	06:30	LO - ELLIS, Austin 23 yd pass from HULTGREN, Dylan (COLLINS, Dino rush failed), 1-23 0:10	20 - 16
4th	00:43	LY - BRADSHAW, Brans 1 yd run (BRADSHAW, Brans rush failed), 15-79 5:37	20 - 22

Kickoff time: 10 a.m. • End of Game: 12:07 pm • Total elapsed time: 2:07

Officials:

Temperature: • Wind: • Weather:



Team Statistics (Final)  
The Automated ScoreBook  
Lovell vs Lyman (Nov 10, 2012 at Laramie, Wyo.)

	LO	LY
FIRST DOWNS	12	20
Rushing	4	15
Passing	7	3
Penalty	1	2
NET YARDS RUSHING	33	260
Rushing Attempts	20	54
Average Per Rush	1.6	4.8
Rushing Touchdowns	1	3
Yards Gained Rushing	48	264
Yards Lost Rushing	15	4
NET YARDS PASSING	216	49
Completions-Attempts-Int	14-26-2	6-11-3
Average Per Attempt	8.3	4.5
Average Per Completion	15.4	8.2
Passing Touchdowns	2	0
TOTAL OFFENSE YARDS	249	309
Total offense plays	46	65
Average Gain Per Play	5.4	4.8
Fumbles: Number-Lost	1-1	1-1
Penalties: Number-Yards	5-36	5-58
PUNTS-YARDS	5-201	3-112
Average Yards Per Punt	40.2	37.3
Net Yards Per Punt	28.2	32.0
Inside 20	1	1
50+ Yards	0	0
Touchbacks	1	0
Fair catch	1	0
KICKOFFS-YARDS	4-168	4-122
Average Yards Per Kickoff	42.0	30.5
Net Yards Per Kickoff	27.5	26.0
Touchbacks	0	0
Punt returns: Number-Yards-TD	1-16-0	3-40-0
Average Per Return	16.0	13.3
Kickoff returns: Number-Yds-TD	3-18-0	4-58-0
Average Per Return	6.0	14.5
Interceptions: Number-Yds-TD	3-66-0	2-0-0
Fumble Returns: Number-Yds-TD	0-0-0	0-0-0
Miscellaneous Yards	0	0
Possession Time	19:54	28:06
1st Quarter	4:18	7:42
2nd Quarter	5:03	6:57
3rd Quarter	6:07	5:53
4th Quarter	4:26	7:34
Third-Down Conversions	3 of 10	7 of 10
Fourth-Down Conversions	1 of 1	0 of 0
Red-Zone Scores-Chances	1-2	3-4
Touchdowns	1-2	3-4
Field goals	0-2	0-4
Sacks By: Number-Yards	0-0	1-10
PAT Kicks	2-2	0-0
Field Goals	0-0	0-0

Individual Statistics (Final)  
The Automated ScoreBook  
Lovell vs Lyman (Nov 10, 2012 at Laramie, Wyo.)

Lovell

Rushing	No.	Gain	Loss	Net	TD	Lg	Avg
COLLINS, Dino	13	22	5	17	1	5	1.3
HULTGREN, Dylan	5	21	10	11	0	14	2.2
GRANT, Nathan	2	5	0	5	0	3	2.5
Totals	20	48	15	33	1	14	1.6

Passing	C-A-I	Yds	TD	Long	Sack
HULTGREN, Dylan	14-26-2	216	2	41	1
Totals	14-26-2	216	2	41	1

Receiving	No.	Yards	TD	Long
CLARK, Ryan	4	57	0	35
COLLINS, Dino	4	40	1	34
GRANT, Nathan	2	39	0	26
ELLIS, Austin	2	31	1	23
HOPKIN, Hyrum	1	41	0	41
SAVAGE, Cody	1	8	0	8
Totals	14	216	2	41

Punting	No.	Yds	Avg	Long	In20	TB
SAVAGE, Cody	5	201	40.2	47	1	1
Totals	5	201	40.2	47	1	1

Returns	Punt			Kickoff			Intercept		
	No	Yds	Lg	No	Yds	Lg	No	Yds	Lg
COLLINS, Dino	1	16	16	0	0	0	0	0	0
GRANT, Nathan	0	0	0	0	0	0	2	19	19
ELLIS, Austin	0	0	0	1	6	6	1	47	47
McARTHUR, Calin	0	0	0	1	6	6	0	0	0
CLARK, Ryan	0	0	0	1	6	6	0	0	0
Totals	1	16	16	3	18	6	3	66	47

Field goals	Qtr	Time	Dist	Result
-------------	-----	------	------	--------

Kickoffs	No.	Yards	Avg	TB	OB
SAVAGE, Cody	4	168	42.0	0	0

All-purpose	Run	Rcv	KR	PR	IR	Total
ELLIS, Austin	0	31	6	0	47	84
COLLINS, Dino	17	40	0	16	0	73
GRANT, Nathan	5	39	0	0	19	63
CLARK, Ryan	0	57	6	0	0	63

Lyman

Rushing	No.	Gain	Loss	Net	TD	Lg	Avg
BRADSHAW, Brans	26	143	0	143	3	26	5.5
STOKES, Kyle	14	73	1	72	0	12	5.1
MAGALOGO, Tui	11	45	2	43	0	13	3.9
ROCKHILL, Forre	2	3	0	3	0	2	1.5
TEAM	1	0	1	-1	0	0	-1.0
Totals	54	264	4	260	3	26	4.8

Passing	C-A-I	Yds	TD	Long	Sack
BRADSHAW, Brans	6-11-3	49	0	12	0
Totals	6-11-3	49	0	12	0

Receiving	No.	Yards	TD	Long
TAYLOR, Cisco	3	21	0	9
WINGEETH, Bobb	1	12	0	12
WALKER, Skyler	1	11	0	11
SCHOFIELD, Dalt	1	5	0	5
Totals	6	49	0	12

Punting	No.	Yds	Avg	Long	In20	TB
ROLLINS, Marty	3	112	37.3	45	1	0
Totals	3	112	37.3	45	1	0

Returns	Punt			Kickoff			Intercept		
	No	Yds	Lg	No	Yds	Lg	No	Yds	Lg
WINGEETH, Bobb	3	40	42	2	31	16	0	0	0
SCHOFIELD, Dalt	0	0	0	0	0	0	1	0	0
STOKES, Kyle	0	0	0	0	0	0	1	0	0
TAYLOR, Cisco	0	0	0	2	27	16	0	0	0
Totals	3	40	42	4	58	16	2	0	0

Field goals	Qtr	Time	Dist	Result
-------------	-----	------	------	--------

Kickoffs	No.	Yards	Avg	TB	OB
SANDOVAL, Migue	4	122	30.5	0	0

All-purpose	Run	Rcv	KR	PR	IR	Total
BRADSHAW, Brans	143	0	0	0	0	143
WINGEETH, Bobb	0	12	31	40	0	83
STOKES, Kyle	72	0	0	0	0	72
TAYLOR, Cisco	0	21	27	0	0	48

FUMBLES: Lovell-GRANT, Nathan 1-1. Lyman-STOKES, Kyle 1-1.

Defensive Statistics (Final)  
The Automated ScoreBook  
Lovell vs Lyman (Nov 10, 2012 at Laramie, Wyo.)

#	Lovell	Solo	Ast	Total	Sacks-Yds	TFL-Yds	FF	FR-Yds	Int-Yds	BrUp	Blks	QBH
51	BECK, Jacob	8	5	13	-	-	-	-	-	-	-	-
40	MONTERDE, Aaron	7	4	11	-	-	-	-	-	-	-	-
34	COLLINS, Dino	5	6	11	-	-	-	-	-	-	-	-
33	CLARK, Ryan	5	6	11	-	-	-	-	-	-	-	-
20	McARTHUR, Calin	4	4	8	-	-	-	-	-	-	-	-
81	ELLIS, Austin	4	2	6	-	-	-	-	1-47	-	-	-
74	ASAY, Jacob	3	2	5	-	1.0-1	-	-	-	-	-	-
12	HULTGREN, Dylan	3	1	4	-	1.0-2	-	-	-	1	-	-
11	SAVAGE, Cody	0	3	3	-	-	-	-	-	-	-	-
3	GRANT, Nathan	2	0	2	-	-	-	-	2-19	-	-	-
41	STROM, Daniel	2	0	2	-	-	-	-	-	-	-	-
18	KITE, Seth	1	1	2	-	-	-	-	-	-	-	-
88	WELCH, Drake	1	0	1	-	-	1	1-0	-	-	-	-
26	HOPKIN, Hyrum	1	0	1	-	-	-	-	-	-	-	-
Totals		46	34	80	0.0-0	2.0-3	1	1-0	3-66	1	0	0
#	Lyman	Solo	Ast	Total	Sacks-Yds	TFL-Yds	FF	FR-Yds	Int-Yds	BrUp	Blks	QBH
3	SCHOFIELD, Dalt	6	4	10	-	-	-	-	1-0	1	-	-
2	STOKES, Kyle	4	5	9	-	1.0-1	-	-	1-0	1	-	-
51	ROLLINS, Marty	4	3	7	-	0.5-4	1	1-0	-	-	-	-
11	BRADSHAW, Lande	2	3	5	-	1.0-4	-	-	-	-	-	-
56	REIS, Nic	2	2	4	-	0.5-2	-	-	-	-	-	-
37	ROLLINS, Dustin	2	1	3	1.0-10	1.5-10	-	-	-	-	-	-
54	MARTIN, Stuart	1	2	3	-	-	-	-	-	-	-	-
23	ROCKHILL, Forre	0	3	3	-	-	-	-	-	-	-	-
33	WINGELETH, Bobb	1	1	2	-	-	-	-	-	1	-	-
1	TAYLOR, Cisco	1	0	1	-	-	-	-	-	2	-	-
63	BRUNOW, Justin	1	0	1	-	-	-	-	-	-	-	-
88	WALKER, Skyler	0	1	1	-	-	-	-	-	-	-	-
44	BRADSHAW, Brans	0	1	1	-	0.5-1	-	-	-	-	-	-
Totals		24	26	50	1.0-10	5.0-22	1	1-0	2-0	5	0	0

Drive Chart (By Team) (Final)  
The Automated ScoreBook  
Lovell vs Lyman (Nov 10, 2012 at Laramie, Wyo.)

Team	Qtr	Drive Started			Drive Ended			Consumed	
		Spot	Time	Obtained	Spot	Time	How lost	PI - Yds	TOP
LO	1st	W33	07:28	Punt	B43	04:36	Punt	7 - 24	2:52
LO		W32	01:26	Kickoff	B00	09:13	*TOUCHDOWN	9 - 68	4:13
LO	2nd	B22	06:39	Interception	B00	06:02	*TOUCHDOWN	2 - 22	0:37
LO		W25	01:45	Kickoff	W25	00:06	Punt	3 - 0	1:39
LO	3rd	W34	12:00	Kickoff	B01	09:12	Fumble	5 - 65	2:48
LO		B37	07:10	Punt	B37	06:48	Punt	3 - 0	0:22
LO		B23	06:40	Fumble	B00	06:30	*TOUCHDOWN	1 - 23	0:10
LO		W01	04:25	Punt	W17	01:38	Punt	6 - 16	2:47
LO	4th	W47	11:17	Interception	B45	09:07	Punt	3 - 8	2:10
LO		B33	08:14	Interception	B22	06:20	Interception	4 - 11	1:54
LO		W45	00:43	Kickoff	B42	00:21	Interception	3 - 13	0:22

Lovell	1st Qtr	2nd Qtr	3rd Qtr	4th Qtr	1st Half	2nd Half	Total
Time of possession	04:18	05:03	06:07	04:26	09:21	10:33	19:54
3rd down conversions	0-1	1-3	1-4	1-2	1-4	2-6	3-10
Average field position	W32	B49	W43	B47	W42	W47	W45
4th down conversions	0-0	1-1	0-0	0-0	1-1	0-0	1-1

Team	Qtr	Drive Started			Drive Ended			Consumed	
		Spot	Time	Obtained	Spot	Time	How lost	PI - Yds	TOP
LY	1st	B09	12:00	Kickoff	B37	07:28	Punt	8 - 28	4:32
LY		B48	04:36	Punt	W00	01:26	*TOUCHDOWN	8 - 52	3:10
LY	2nd	B27	09:13	Kickoff	B39	06:39	Interception	5 - 12	2:34
LY		B35	06:02	Kickoff	W00	01:45	*TOUCHDOWN	11 - 65	4:17
LY		B26	00:06	Punt	B30	00:00	End of half	1 - 4	0:06
LY	3rd	B01	09:12	Fumble	B08	07:10	Punt	3 - 7	2:02
LY		B20	06:48	Punt	B23	06:40	Fumble	1 - 3	0:08
LY		B40	06:30	Kickoff	W38	04:25	Punt	4 - 22	2:05
LY		B40	01:38	Punt	W10	11:17	Interception	6 - 50	2:21
LY	4th	B08	09:07	Punt	B09	08:14	Interception	2 - 1	0:53
LY		B21	06:20	Interception	W00	00:43	*TOUCHDOWN	15 - 79	5:37
LY		B22	00:21	Interception	B21	00:00	End of half	1 - (1)	0:21

Lyman	1st Qtr	2nd Qtr	3rd Qtr	4th Qtr	1st Half	2nd Half	Total
Time of possession	07:42	06:57	05:53	07:34	14:39	13:27	28:06
3rd down conversions	1-2	3-3	0-2	3-3	4-5	3-5	7-10
Average field position	B28	B29	B25	B17	B29	B21	B24
4th down conversions	0-0	0-0	0-0	0-0	0-0	0-0	0-0

Drive Chart (By Quarter) (Final)  
The Automated ScoreBook  
Lovell vs Lyman (Nov 10, 2012 at Laramie, Wyo.)

Team	Qtr	Drive Started			Drive Ended			Consumed	
		Spot	Time	Obtained	Spot	Time	How lost	PI - Yds	TOP
LY	1st	B09	12:00	Kickoff	B37	07:28	Punt	8 - 28	4:32
LO		W33	07:28	Punt	B43	04:36	Punt	7 - 24	2:52
LY		B48	04:36	Punt	W00	01:26	*TOUCHDOWN	8 - 52	3:10
LO	2nd	W32	01:26	Kickoff	B00	09:13	*TOUCHDOWN	9 - 68	4:13
LY		B27	09:13	Kickoff	B39	06:39	Interception	5 - 12	2:34
LO		B22	06:39	Interception	B00	06:02	*TOUCHDOWN	2 - 22	0:37
LY		B35	06:02	Kickoff	W00	01:45	*TOUCHDOWN	11 - 65	4:17
LO		W25	01:45	Kickoff	W25	00:06	Punt	3 - 0	1:39
LY		B26	00:06	Punt	B30	00:00	End of half	1 - 4	0:06
LO	3rd	W34	12:00	Kickoff	B01	09:12	Fumble	5 - 65	2:48
LY		B01	09:12	Fumble	B08	07:10	Punt	3 - 7	2:02
LO		B37	07:10	Punt	B37	06:48	Punt	3 - 0	0:22
LY		B20	06:48	Punt	B23	06:40	Fumble	1 - 3	0:08
LO		B23	06:40	Fumble	B00	06:30	*TOUCHDOWN	1 - 23	0:10
LY		B40	06:30	Kickoff	W38	04:25	Punt	4 - 22	2:05
LO	4th	W01	04:25	Punt	W17	01:38	Punt	6 - 16	2:47
LY		B40	01:38	Punt	W10	11:17	Interception	6 - 50	2:21
LO		W47	11:17	Interception	B45	09:07	Punt	3 - 8	2:10
LY		B08	09:07	Punt	B09	08:14	Interception	2 - 1	0:53
LO		B33	08:14	Interception	B22	06:20	Interception	4 - 11	1:54
LY		B21	06:20	Interception	W00	00:43	*TOUCHDOWN	15 - 79	5:37
LO		W45	00:43	Kickoff	B42	00:21	Interception	3 - 13	0:22
LY		B22	00:21	Interception	B21	00:00	End of half	1 - (1)	0:21

# Quickie Statistics (Final)

## Lovell vs Lyman (Nov 10, 2012 at Laramie, Wyo.)

	LO	LY
Score	20	22
FIRST DOWNS	12	20
RUSHES-YARDS (NET)	20-33	54-260
PASSING YDS (NET)	216	49
Passes Att-Comp-Int	26-14-2	11-6-3
TOTAL OFFENSE PLAYS-YARDS	46-249	65-309
Fumble Returns-Yards	0-0	0-0
Punt Returns-Yards	1-16	3-40
Kickoff Returns-Yards	3-18	4-58
Interception Returns-Yards	3-66	2-0
Punts (Number-Avg)	5-40.2	3-37.3
Fumbles-Lost	1-1	1-1
Penalties-Yards	5-36	5-58
Possession Time	19:54	28:06
Third-Down Conversions	3 of 10	7 of 10
Fourth-Down Conversions	1 of 1	0 of 0
Red-Zone Scores-Chances	1-2	3-4

### Lovell

Rushing	No.	Gain	Loss	Net	TD	Lg	Avg
COLLINS, Dino	13	22	5	17	1	5	1.3
HULTGREN, Dylan	5	21	10	11	0	14	2.2
GRANT, Nathan	2	5	0	5	0	3	2.5

Passing	C-A-I	Yds	TD	Long	Sack
HULTGREN, Dylan	14-26-2	216	2	41	1

Receiving	No.	Yards	TD	Long
CLARK, Ryan	4	57	0	35
COLLINS, Dino	4	40	1	34
GRANT, Nathan	2	39	0	26
ELLIS, Austin	2	31	1	23

Punting	No.	Yds	Avg	Long	In20	TB
SAVAGE, Cody	5	201	40.2	47	1	1

Punt Returns	No.	Yards	TD	Long
COLLINS, Dino	1	16	0	16

Kick Returns	No.	Yards	TD	Long
CLARK, Ryan	1	6	0	6
McARTHUR, Calin	1	6	0	6

Tackles	UA-A	Total	Sacks	TFL
BECK, Jacob	8-5	13	0.0	0.0
MONTERDE, Aaron	7-4	11	0.0	0.0
COLLINS, Dino	5-6	11	0.0	0.0
CLARK, Ryan	5-6	11	0.0	0.0

### Lyman

Rushing	No.	Gain	Loss	Net	TD	Lg	Avg
BRADSHAW, Brans	26	143	0	143	3	26	5.5
STOKES, Kyle	14	73	1	72	0	12	5.1
MAGALOGO, Tui	11	45	2	43	0	13	3.9
ROCKHILL, Forre	2	3	0	3	0	2	1.5

Passing	C-A-I	Yds	TD	Long	Sack
BRADSHAW, Brans	6-11-3	49	0	12	0

Receiving	No.	Yards	TD	Long
TAYLOR, Cisco	3	21	0	9
WINGELETH, Bobb	1	12	0	12
WALKER, Skyler	1	11	0	11
SCHOFIELD, Dalt	1	5	0	5

Punting	No.	Yds	Avg	Long	In20	TB
ROLLINS, Marty	3	112	37.3	45	1	0

Punt Returns	No.	Yards	TD	Long
WINGELETH, Bobb	3	40	0	42

Kick Returns	No.	Yards	TD	Long
WINGELETH, Bobb	2	31	0	16
TAYLOR, Cisco	2	27	0	16

Tackles	UA-A	Total	Sacks	TFL
SCHOFIELD, Dalt	6-4	10	0.0	0.0
STOKES, Kyle	4-5	9	0.0	1.0
ROLLINS, Marty	4-3	7	0.0	0.5
BRADSHAW, Land	2-3	5	0.0	1.0

Qtr	Time	Scoring Play	V-H
1st	01:26	LY - BRADSHAW, Brans 1 yd run (SCHOFIELD, Dalt pass from BRADSHAW, Brans), 8-52 3:10	0 - 8
2nd	09:13	LO - COLLINS, Dino 1 yd run (SAVAGE, Cody kick), 9-68 4:13	7 - 8
	06:02	LO - COLLINS, Dino 34 yd pass from HULTGREN, Dylan (SAVAGE, Cody kick), 2-22 0:37	14 - 8
	01:45	LY - BRADSHAW, Brans 2 yd run (WALKER, Skyler pass from BRADSHAW, Brans), 11-65 4:17	14 - 16
3rd	06:30	LO - ELLIS, Austin 23 yd pass from HULTGREN, Dylan (COLLINS, Dino rush failed), 1-23 0:10	20 - 16
4th	00:43	LY - BRADSHAW, Brans 1 yd run (BRADSHAW, Brans rush failed), 15-79 5:37	20 - 22

# Play-by-Play Summary (1st quarter)

## Lovell vs Lyman (Nov 10, 2012 at Laramie, Wyo.)

*Lyman wins toss, elects to receive. Lovell will defend south goal.*

1-10	LO 40	LO ball on LO40. SAVAGE, Cody kickoff 48 yards to the LY12, TAYLOR, Cisco return 16 yards to the LY28 (KITE, Seth;CLARK, Ryan), PENALTY LY illegal block 19 yards to the LY9, 1st and 10, LY ball on LY9.	
1-10	LY 09	STOKES, Kyle rush for 8 yards to the LY17 (GRANT, Nathan).	
2-2	LY 17	STOKES, Kyle rush for 1 yard to the LY18 (COLLINS, Dino).	
3-1	LY 18	ROCKHILL, Forre rush for 1 yard to the LY19, 1ST DOWN LY (CLARK, Ryan).	R1
1-10	LY 19	STOKES, Kyle rush for loss of 1 yard to the LY18 (ASAY, Jacob).	
2-11	LY 18	BRADSHAW, Brans pass complete to WALKER, Skyler for 11 yards to the LY29, 1ST DOWN LY (MONTERDE, Aaron).	P2
1-10	LY 29	BRADSHAW, Brans rush for 5 yards to the LY34 (BECK, Jacob).	
2-5	LY 34	BRADSHAW, Brans rush for no gain to the LY34 (BECK, Jacob;COLLINS, Dino).	
3-5	LY 34	MAGALOGO, Tui rush for 3 yards to the LY37 (COLLINS, Dino;MONTERDE, Aaron).	
4-2	LY 37	ROLLINS, Marty punt 30 yards to the LO33, downed.	

*8 plays, 28 yards, 4:32*

LOVELL drive start at 07:28.

1-10	LO 33	HULTGREN, Dylan pass complete to SAVAGE, Cody for 8 yards to the LO41 (SCHOFIELD, Dalt).	
2-2	LO 41	COLLINS, Dino rush for 5 yards to the LO46, 1ST DOWN LO (SCHOFIELD, Dalt).	R1
1-10	LO 46	HULTGREN, Dylan pass complete to CLARK, Ryan for 8 yards to the LY46 (BRADSHAW, Lande).	
2-2	LY 46	HULTGREN, Dylan rush for 3 yards to the LY43, 1ST DOWN LO (STOKES, Kyle;ROCKHILL, Forre).	R2
1-10	LY 43	COLLINS, Dino rush for no gain to the LY43 (MARTIN, Stuart;ROCKHILL, Forre).	
2-10	LY 43	HULTGREN, Dylan pass incomplete to SAVAGE, Cody (TAYLOR, Cisco).	
3-10	LY 43	Timeout Lovell, clock 05:01.	
3-10	LY 43	HULTGREN, Dylan pass incomplete to ELLIS, Austin (SCHOFIELD, Dalt).	
4-10	LY 43	SAVAGE, Cody punt 37 yards to the LY6, WINGEETH, Bobb return 42 yards to the LY48 (MONTERDE, Aaron).	

*7 plays, 24 yards, 2:52*

LYMAN drive start at 04:36.

1-10	LY 48	MAGALOGO, Tui rush for no gain to the LY48 (SAVAGE, Cody;BECK, Jacob).	
2-10	LY 48	BRADSHAW, Brans pass complete to SCHOFIELD, Dalt for 5 yards to the LO47 (HULTGREN, Dylan;McARTHUR, Calin), PENALTY LO face mask 16 yards to the LO31, 1ST DOWN LY.	X3
1-10	LO 31	1st and 10.	
1-10	LO 31	BRADSHAW, Brans pass complete to TAYLOR, Cisco for 9 yards to the LO22 (ELLIS, Austin).	
2-1	LO 22	MAGALOGO, Tui rush for 3 yards to the LO19, 1ST DOWN LY (McARTHUR, Calin).	R4
1-10	LO 19	PENALTY LO Encroachment 5 yards to the LO14.	
1-5	LO 14	MAGALOGO, Tui rush for 4 yards to the LO10 (CLARK, Ryan).	
2-1	LO 10	STOKES, Kyle rush for 6 yards to the LO4, 1ST DOWN LY (SAVAGE, Cody;CLARK, Ryan), PENALTY LO face mask 2 yards to the LO2, 1ST DOWN LY.	X6
1-G	LO 02	1st and 2.	
1-G	LO 02	Timeout Lyman, clock 02:12.	
1-G	LO 02	BRADSHAW, Brans rush for 1 yard to the LO1 (BECK, Jacob).	
2-G	LO 01	BRADSHAW, Brans rush for 1 yard to the LO0, TOUCHDOWN, clock 01:26.	
1-G	LO 02	BRADSHAW, Brans pass attempt to SCHOFIELD, Dalt good.	

**Lyman 8, Lovell 0**

*8 plays, 52 yards, 3:10*

SANDOVAL, Migue kickoff 34 yards to the LO26, CLARK, Ryan return 6 yards to the LO32 (STOKES, Kyle).

LOVELL drive start at 01:26.

1-10	LO 32	HULTGREN, Dylan pass complete to GRANT, Nathan for 26 yards to the LY42, 1ST DOWN LO (STOKES, Kyle).	P3
1-10	LY 42	HULTGREN, Dylan pass complete to COLLINS, Dino for loss of 7 yards to the LY49 (ROLLINS, Marty;BRADSHAW, Lande).	
2-17	LY 49	COLLINS, Dino rush for 2 yards to the LY47 (STOKES, Kyle;SCHOFIELD, Dalt).	

**END OF 1st QUARTER: Lyman 8, Lovell 0**

Quarter Summary	Score	Time	1st Downs				Conversions		Rushing	Passing	Penalties
		Poss	R	P	X	T	3rd	4th			
Lovell	0	04:18	2	1	0	3	0-1	0-0	4-10	4-6-0-35	3-23
Lyman	8	07:42	3	1	2	6	1-2	0-0	13-32	3-3-0-25	1-19

Quickie Statistics (1st quarter only)  
Lovell vs Lyman (Nov 10, 2012 at Laramie, Wyo.)

	LO	LY
Score	0	8
FIRST DOWNS	3	6
RUSHES-YARDS (NET)	4-10	13-32
PASSING YDS (NET)	35	25
Passes Att-Comp-Int	6-4-0	3-3-0
TOTAL OFFENSE PLAYS-YARDS	10-45	16-57
Fumble Returns-Yards	0-0	0-0
Punt Returns-Yards	0-0	1-42
Kickoff Returns-Yards	1-6	1-16
Interception Returns-Yards	0-0	0-0
Punts (Number-Avg)	1-37.0	1-30.0
Fumbles-Lost	0-0	0-0
Penalties-Yards	3-23	1-19
Possession Time	04:18	07:42
Third-Down Conversions	0 of 1	1 of 2
Fourth-Down Conversions	0 of 0	0 of 0

Lovell

Rushing	No.	Gain	Loss	Net	TD	Lg	Avg
COLLINS, Dino	3	7	0	7	0	5	2.3
HULTGREN, Dylan	1	3	0	3	0	3	3.0

Passing	C-A-I	Yds	TD	Long	Sack
HULTGREN, Dylan	4-6-0	35	0	26	0

Receiving	No.	Yards	TD	Long
GRANT, Nathan	1	26	0	26
SAVAGE, Cody	1	8	0	8
CLARK, Ryan	1	8	0	8
COLLINS, Dino	1	-7	0	0

Punting	No.	Yds	Avg	Long	In20	TB
SAVAGE, Cody	1	37	37.0	37	0	0

Punt Returns	No.	Yards	TD	Long
--------------	-----	-------	----	------

Kick Returns	No.	Yards	TD	Long
CLARK, Ryan	1	6	0	6

Tackles	UA-A	Total	Sacks	TFL
CLARK, Ryan	2-2	4	0.0	0.0
BECK, Jacob	2-2	4	0.0	0.0
MONTERDE, Aaron	2-1	3	0.0	0.0
COLLINS, Dino	1-2	3	0.0	0.0

Lyman

Rushing	No.	Gain	Loss	Net	TD	Lg	Avg
STOKES, Kyle	4	15	1	14	0	8	3.5
MAGALOGO, Tui	4	10	0	10	0	4	2.5
BRADSHAW, Brans	4	7	0	7	1	5	1.8
ROCKHILL, Forre	1	1	0	1	0	1	1.0

Passing	C-A-I	Yds	TD	Long	Sack
BRADSHAW, Brans	3-3-0	25	0	11	0

Receiving	No.	Yards	TD	Long
WALKER, Skyler	1	11	0	11
TAYLOR, Cisco	1	9	0	9
SCHOFIELD, Dalt	1	5	0	5

Punting	No.	Yds	Avg	Long	In20	TB
ROLLINS, Marty	1	30	30.0	30	0	0

Punt Returns	No.	Yards	TD	Long
WINGELETH, Bobb	1	42	0	42

Kick Returns	No.	Yards	TD	Long
TAYLOR, Cisco	1	16	0	16

Tackles	UA-A	Total	Sacks	TFL
STOKES, Kyle	2-2	4	0.0	0.0
SCHOFIELD, Dalt	2-1	3	0.0	0.0
BRADSHAW, Land	1-1	2	0.0	0.5
ROCKHILL, Forre	0-2	2	0.0	0.0

Qtr	Time	Scoring Play	V-H
1st	01:26	LY - BRADSHAW, Brans 1 yd run (SCHOFIELD, Dalt pass from BRADSHAW, Brans), 8-52 3:10	0 - 8



# Play-by-Play Summary (2nd quarter) Lovell vs Lyman (Nov 10, 2012 at Laramie, Wyo.)

3-15	LY 47	Start of 2nd quarter, clock 12:00.	
3-15	LY 47	HULTGREN, Dylan pass complete to CLARK, Ryan for 35 yards to the LY12, 1ST DOWN LO (SCHOFIELD, Dalt; WINGELETH, Bobb).	P4
1-10	LY 12	HULTGREN, Dylan rush for 2 yards to the LY10 (TAYLOR, Cisco).	
2-8	LY 10	GRANT, Nathan rush for 1 yard to the LY9 (REIS, Nic).	
3-7	LY 09	HULTGREN, Dylan pass complete to COLLINS, Dino for 5 yards to the LY4 (SCHOFIELD, Dalt).	
4-2	LY 04	COLLINS, Dino rush for 3 yards to the LY1, 1ST DOWN LO (ROLLINS, Dustin).	R5
1-G	LY 01	COLLINS, Dino rush for 1 yard to the LY0, TOUCHDOWN, clock 09:13.	
1-G	LY 02	SAVAGE, Cody kick attempt good.	
Lyman 8, Lovell 7			
9 plays, 68 yards, 4:13			
		SAVAGE, Cody kickoff 44 yards to the LY16, TAYLOR, Cisco return 11 yards to the LY27 (McARTHUR, Calin; BECK, Jacob).	
LYMAN drive start at 09:13.			
1-10	LY 27	MAGALOGO, Tui rush for 6 yards to the LY33 (STROM, Daniel).	
2-4	LY 33	BRADSHAW, Brans rush for 2 yards to the LY35 (MONTERDE, Aaron).	
3-2	LY 35	MAGALOGO, Tui rush for 6 yards to the LY41, 1ST DOWN LY (MONTERDE, Aaron).	R7
1-10	LY 41	MAGALOGO, Tui rush for loss of 2 yards to the LY39 (HULTGREN, Dylan).	
2-12	LY 39	BRADSHAW, Brans pass intercepted by GRANT, Nathan at the LO44, GRANT, Nathan return 19 yards to the LY37 (BRADSHAW, Lande), PENALTY LY personal foul 15 yards to the LY22, 1st and 10, LO ball on LY22.	
5 plays, 12 yards, 2:34			
LOVELL drive start at 06:39.			
1-10	LY 22	PENALTY LO holding 12 yards to the LY34.	
1-22	LY 34	HULTGREN, Dylan pass incomplete to SAVAGE, Cody (WINGELETH, Bobb).	
2-22	LY 34	HULTGREN, Dylan pass complete to COLLINS, Dino for 34 yards to the LY0, 1ST DOWN LO, TOUCHDOWN, clock 06:02.	P6
1-G	LY 02	SAVAGE, Cody kick attempt good.	
Lovell 14, Lyman 8			
2 plays, 22 yards, 0:37			
		SAVAGE, Cody kickoff 40 yards to the LY20, WINGELETH, Bobb return 15 yards to the LY35 (ELLIS, Austin).	
LYMAN drive start at 06:02.			
1-10	LY 35	STOKES, Kyle rush for 7 yards to the LY42 (McARTHUR, Calin; CLARK, Ryan).	
2-3	LY 42	MAGALOGO, Tui rush for 6 yards to the LY48, 1ST DOWN LY (HULTGREN, Dylan).	R8
1-10	LY 48	BRADSHAW, Brans pass complete to TAYLOR, Cisco for 3 yards to the LO49 (MONTERDE, Aaron).	
2-7	LO 49	Timeout Lyman, clock 04:34.	
2-7	LO 49	BRADSHAW, Brans pass incomplete to WINGELETH, Bobb (HULTGREN, Dylan).	
3-7	LO 49	BRADSHAW, Brans pass complete to WINGELETH, Bobb for 12 yards to the LO37, 1ST DOWN LY (ELLIS, Austin).	P9
1-10	LO 37	BRADSHAW, Brans rush for 4 yards to the LO33 (ASAY, Jacob).	
2-6	LO 33	BRADSHAW, Brans rush for 9 yards to the LO24, 1ST DOWN LY (STROM, Daniel).	R10
1-10	LO 24	STOKES, Kyle rush for 4 yards to the LO20 (BECK, Jacob).	
2-6	LO 20	BRADSHAW, Brans rush for 5 yards to the LO15 (ASAY, Jacob; CLARK, Ryan).	
3-1	LO 15	MAGALOGO, Tui rush for 13 yards to the LO2, 1ST DOWN LY (HULTGREN, Dylan).	R11
1-G	LO 02	BRADSHAW, Brans rush for 2 yards to the LO0, TOUCHDOWN, clock 01:45.	
1-G	LO 02	BRADSHAW, Brans pass attempt to WALKER, Skyler good.	
Lyman 16, Lovell 14			
11 plays, 65 yards, 4:17			
		SANDOVAL, Migue kickoff 35 yards to the LO25, downed.	
LOVELL drive start at 01:45.			
1-10	LO 25	COLLINS, Dino rush for loss of 1 yard to the LO24 (BRADSHAW, Brans; ROLLINS, Dustin).	
2-11	LO 24	COLLINS, Dino rush for 1 yard to the LO25 (ROLLINS, Marty).	
3-10	LO 25	HULTGREN, Dylan pass incomplete to SAVAGE, Cody.	
4-10	LO 25	SAVAGE, Cody punt 47 yards to the LY28, WINGELETH, Bobb return -2 yards to the LY26 (CLARK, Ryan).	
3 plays, 0 yards, 1:39			
LYMAN drive start at 00:06.			
1-10	LY 26	BRADSHAW, Brans rush for 4 yards to the LY30 (CLARK, Ryan; COLLINS, Dino).	
End of half, clock 00:00.			
1 play, 4 yards, 0:06			
END OF 2nd QUARTER: Lyman 16, Lovell 14			

Quarter Summary	Score	Time	1st Downs				Conversions		Rushing	Passing	Penalties
		Poss	R	P	X	T	3rd	4th			
Lovell	14	05:03	1	2	0	3	1-3	1-1	6-7	3-5-0-74	1-12
Lyman	8	06:57	4	1	0	5	3-3	0-0	13-66	2-4-1-15	1-15

Quickie Statistics (2nd quarter only)  
Lovell vs Lyman (Nov 10, 2012 at Laramie, Wyo.)

	LO	LY
Score	14	8
FIRST DOWNS	3	5
RUSHES-YARDS (NET)	6-7	13-66
PASSING YDS (NET)	74	15
Passes Att-Comp-Int	5-3-0	4-2-1
TOTAL OFFENSE PLAYS-YARDS	11-81	17-81
Fumble Returns-Yards	0-0	0-0
Punt Returns-Yards	0-0	1--2
Kickoff Returns-Yards	0-0	2-26
Interception Returns-Yards	1-19	0-0
Punts (Number-Avg)	1-47.0	0-0.0
Fumbles-Lost	0-0	0-0
Penalties-Yards	1-12	1-15
Possession Time	05:03	06:57
Third-Down Conversions	1 of 3	3 of 3
Fourth-Down Conversions	1 of 1	0 of 0

Lovell

Rushing	No.	Gain	Loss	Net	TD	Lg	Avg
COLLINS, Dino	4	5	1	4	1	3	1.0
HULTGREN, Dylan	1	2	0	2	0	2	2.0
GRANT, Nathan	1	1	0	1	0	1	1.0

Passing	C-A-I	Yds	TD	Long	Sack
HULTGREN, Dylan	3-5-0	74	1	35	0

Receiving	No.	Yards	TD	Long
COLLINS, Dino	2	39	1	34
CLARK, Ryan	1	35	0	35

Punting	No.	Yds	Avg	Long	In20	TB
SAVAGE, Cody	1	47	47.0	47	0	0

Punt Returns	No.	Yards	TD	Long
--------------	-----	-------	----	------

Kick Returns	No.	Yards	TD	Long
--------------	-----	-------	----	------

Tackles	UA-A	Total	Sacks	TFL
CLARK, Ryan	1-3	4	0.0	0.0
MONTERDE, Aaron	3-0	3	0.0	0.0
HULTGREN, Dylan	3-0	3	0.0	1.0
ELLIS, Austin	2-0	2	0.0	0.0

Lyman

Rushing	No.	Gain	Loss	Net	TD	Lg	Avg
MAGALOGO, Tui	5	31	2	29	0	13	5.8
BRADSHAW, Brans	6	26	0	26	1	9	4.3
STOKES, Kyle	2	11	0	11	0	7	5.5

Passing	C-A-I	Yds	TD	Long	Sack
BRADSHAW, Brans	2-4-1	15	0	12	0

Receiving	No.	Yards	TD	Long
WINGELETH, Bobb	1	12	0	12
TAYLOR, Cisco	1	3	0	3

Punting	No.	Yds	Avg	Long	In20	TB
---------	-----	-----	-----	------	------	----

Punt Returns	No.	Yards	TD	Long
WINGELETH, Bobb	1	-2	0	0

Kick Returns	No.	Yards	TD	Long
TAYLOR, Cisco	1	11	0	11
WINGELETH, Bobb	1	15	0	15

Tackles	UA-A	Total	Sacks	TFL
ROLLINS, Dustin	1-1	2	0.0	0.5
SCHOFIELD, Dalt	1-1	2	0.0	0.0
ROLLINS, Marty	1-0	1	0.0	0.0
TAYLOR, Cisco	1-0	1	0.0	0.0

Qtr	Time	Scoring Play	V-H
1st	01:26	LY - BRADSHAW, Brans 1 yd run (SCHOFIELD, Dalt pass from BRADSHAW, Brans), 8-52 3:10	0 - 8
2nd	09:13	LO - COLLINS, Dino 1 yd run (SAVAGE, Cody kick), 9-68 4:13	7 - 0
	06:02	LO - COLLINS, Dino 34 yd pass from HULTGREN, Dylan (SAVAGE, Cody kick), 2-22 0:37	14 - 0
	01:45	LY - BRADSHAW, Brans 2 yd run (WALKER, Skyler pass from BRADSHAW, Brans), 11-65 4:17	14 - 8

# Play-by-Play Summary (3rd quarter)

## Lovell vs Lyman (Nov 10, 2012 at Laramie, Wyo.)

Start of 3rd quarter, clock 12:00, LY ball on LY40.

SANDOVAL, Migue kickoff 32 yards to the LO28, McARTHUR, Calin return 6 yards to the LO34 (ROCKHILL, Forre;ROLLINS, Marty).

LOVELL drive start at 12:00.

1-10	LO 34	COLLINS, Dino rush for loss of 3 yards to the LO31 (REIS, Nic;BRADSHAW, Lande).	
2-13	LO 31	HULTGREN, Dylan pass complete to HOPKIN, Hyrum for 41 yards to the LY28, 1ST DOWN LO (WINGELETH, Bobb).	P7
1-10	LY 28	PENALTY LY roughing passer 14 yards to the LY14, 1ST DOWN LO.	X8
1-10	LY 14	HULTGREN, Dylan pass complete to COLLINS, Dino for 8 yards to the LY6 (SCHOFIELD, Dalt).	
2-2	LY 06	COLLINS, Dino rush for 1 yard to the LY5 (MARTIN, Stuart;REIS, Nic).	
3-1	LY 05	GRANT, Nathan rush for 3 yards to the LY2, fumble forced by ROLLINS, Marty, fumble by GRANT, Nathan recovered by LY ROLLINS, Marty at LY1.	

*5 plays, 65 yards, 2:48*

LYMAN drive start at 09:12.

1-10	LY 01	BRADSHAW, Brans rush for 2 yards to the LY3 (CLARK, Ryan).
2-8	LY 03	BRADSHAW, Brans rush for 3 yards to the LY6 (BECK, Jacob).
3-5	LY 06	ROCKHILL, Forre rush for 2 yards to the LY8 (ASAY, Jacob).
4-3	LY 08	ROLLINS, Marty punt 45 yards to the LO47, COLLINS, Dino return 16 yards to the LY37 (BRUNOW, Justin).

*3 plays, 7 yards, 2:02*

LOVELL drive start at 07:10.

1-10	LY 37	HULTGREN, Dylan pass incomplete to GRANT, Nathan.
2-10	LY 37	HULTGREN, Dylan pass incomplete to McARTHUR, Calin.
3-10	LY 37	HULTGREN, Dylan pass incomplete to SAVAGE, Cody.
4-10	LY 37	SAVAGE, Cody punt 37 yards to the LY0, touchback.

*3 plays, 0 yards, 0:22*

LYMAN drive start at 06:48.

1-10	LY 20	STOKES, Kyle rush for 3 yards to the LY23, fumble forced by WELCH, Drake, fumble by STOKES, Kyle recovered by LO WELCH, Drake at LY23.
------	-------	--

*1 play, 3 yards, 0:08*

LOVELL drive start at 06:40.

1-10	LY 23	HULTGREN, Dylan pass complete to ELLIS, Austin for 23 yards to the LY0, 1ST DOWN LO, TOUCHDOWN, clock 06:30.	P9
1-G	LY 02	COLLINS, Dino rush attempt failed.	

**Lovell 20, Lyman 16**

*1 play, 23 yards, 0:10*

SAVAGE, Cody kickoff 36 yards to the LY24, WINGELETH, Bobb return 16 yards to the LY40 (KITE, Seth).

LYMAN drive start at 06:30.

1-10	LY 40	BRADSHAW, Brans rush for 19 yards to the LO41, 1ST DOWN LY (McARTHUR, Calin).	R12
1-10	LO 41	MAGALOGO, Tui rush for 3 yards to the LO38 (COLLINS, Dino).	
2-7	LO 38	PENALTY LY inellgible downfield on pass 5 yards to the LO43.	
2-12	LO 43	BRADSHAW, Brans pass incomplete to TAYLOR, Cisco.	
3-12	LO 43	BRADSHAW, Brans rush for 5 yards to the LO38 (BECK, Jacob).	
4-7	LO 38	ROLLINS, Marty punt 37 yards to the LO1, downed.	

*4 plays, 22 yards, 2:05*

LOVELL drive start at 04:25.

1-10	LO 01	HULTGREN, Dylan rush for 2 yards to the LO3 (MARTIN, Stuart).	
2-8	LO 03	COLLINS, Dino rush for loss of 1 yard to the LO2 (STOKES, Kyle).	
3-9	LO 02	Timeout Lovell, clock 02:56.	
3-9	LO 02	PENALTY LO false start 1 yards to the LO1.	
3-10	LO 01	HULTGREN, Dylan rush for 14 yards to the LO15, 1ST DOWN LO (SCHOFIELD, Dalt).	R10
1-10	LO 15	COLLINS, Dino rush for 2 yards to the LO17 (WALKER, Skyler;STOKES, Kyle).	
2-8	LO 17	HULTGREN, Dylan pass incomplete to GRANT, Nathan (STOKES, Kyle).	
3-8	LO 17	HULTGREN, Dylan pass incomplete to GRANT, Nathan.	
4-8	LO 17	SAVAGE, Cody punt 43 yards to the LY40, WINGELETH, Bobb return 0 yards to the LY40 (HOPKIN, Hyrum).	

*6 plays, 16 yards, 2:47*

LYMAN drive start at 01:38.

1-10	LY 40	BRADSHAW, Brans rush for 7 yards to the LY47 (MONTERDE, Aaron;ELLIS, Austin).	
2-3	LY 47	BRADSHAW, Brans pass complete to TAYLOR, Cisco for 9 yards to the LO44, 1ST DOWN LY (COLLINS, Dino).	P13
1-10	LO 44	MAGALOGO, Tui rush for 1 yard to the LO43 (BECK, Jacob).	
2-9	LO 43	BRADSHAW, Brans rush for 7 yards to the LO36 (SAVAGE, Cody;McARTHUR, Calin).	

**END OF 3rd QUARTER: Lovell 20, Lyman 16**

Play-by-Play Summary (3rd quarter)  
 Lovell vs Lyman (Nov 10, 2012 at Laramie, Wyo.)

Quarter Summary	Score	Time Poss	1st Downs				Conversions		Rushing	Passing	Penalties
			R	P	X	T	3rd	4th			
Lovell	6	06:07	1	2	1	4	1-4	0-0	7-19	3-8-0-72	1-1
Lyman	0	05:53	1	1	0	2	0-2	0-0	10-52	1-2-0-9	2-19

Quickie Statistics (3rd quarter only)  
Lovell vs Lyman (Nov 10, 2012 at Laramie, Wyo.)

	LO	LY
Score	6	0
FIRST DOWNS	4	2
RUSHES-YARDS (NET)	7-19	10-52
PASSING YDS (NET)	72	9
Passes Att-Comp-Int	8-3-0	2-1-0
TOTAL OFFENSE PLAYS-YARDS	15-91	12-61
Fumble Returns-Yards	0-0	0-0
Punt Returns-Yards	1-16	1-0
Kickoff Returns-Yards	1-6	1-16
Interception Returns-Yards	0-0	0-0
Punts (Number-Avg)	2-40.0	2-41.0
Fumbles-Lost	1-1	1-1
Penalties-Yards	1-1	2-19
Possession Time	06:07	05:53
Third-Down Conversions	1 of 4	0 of 2
Fourth-Down Conversions	0 of 0	0 of 0

Lovell

Rushing	No.	Gain	Loss	Net	TD	Lg	Avg
HULTGREN, Dylan	2	16	0	16	0	14	8.0
GRANT, Nathan	1	4	0	4	0	3	4.0
COLLINS, Dino	4	3	4	-1	0	2	-0.2

Passing	C-A-I	Yds	TD	Long	Sack
HULTGREN, Dylan	3-8-0	72	1	41	0

Receiving	No.	Yards	TD	Long
HOPKIN, Hyrum	1	41	0	41
ELLIS, Austin	1	23	1	23
COLLINS, Dino	1	8	0	8

Punting	No.	Yds	Avg	Long	In20	TB
SAVAGE, Cody	2	80	40.0	43	0	1

Punt Returns	No.	Yards	TD	Long
COLLINS, Dino	1	16	0	16

Kick Returns	No.	Yards	TD	Long
McARTHUR, Calin	1	6	0	6

Tackles	UA-A	Total	Sacks	TFL
BECK, Jacob	3-0	3	0.0	0.0
COLLINS, Dino	2-0	2	0.0	0.0
McARTHUR, Calin	1-1	2	0.0	0.0
CLARK, Ryan	1-0	1	0.0	0.0

Lyman

Rushing	No.	Gain	Loss	Net	TD	Lg	Avg
BRADSHAW, Brans	6	43	0	43	0	19	7.2
MAGALOGO, Tui	2	4	0	4	0	3	2.0
STOKES, Kyle	1	3	0	3	0	3	3.0
ROCKHILL, Forre	1	2	0	2	0	2	2.0

Passing	C-A-I	Yds	TD	Long	Sack
BRADSHAW, Brans	1-2-0	9	0	9	0

Receiving	No.	Yards	TD	Long
TAYLOR, Cisco	1	9	0	9

Punting	No.	Yds	Avg	Long	In20	TB
ROLLINS, Marty	2	82	41.0	45	1	0

Punt Returns	No.	Yards	TD	Long
WINGELETH, Bobb	1	0	0	0

Kick Returns	No.	Yards	TD	Long
WINGELETH, Bobb	1	16	0	16

Tackles	UA-A	Total	Sacks	TFL
SCHOFIELD, Dalt	2-0	2	0.0	0.0
STOKES, Kyle	1-1	2	0.0	1.0
MARTIN, Stuart	1-1	2	0.0	0.0
ROLLINS, Marty	1-1	2	0.0	0.0

Qtr	Time	Scoring Play	V-H
1st	01:26	LY - BRADSHAW, Brans 1 yd run (SCHOFIELD, Dalt pass from BRADSHAW, Brans), 8-52 3:10	0 - 8
2nd	09:13	LO - COLLINS, Dino 1 yd run (SAVAGE, Cody kick), 9-68 4:13	7 - 8
	06:02	LO - COLLINS, Dino 34 yd pass from HULTGREN, Dylan (SAVAGE, Cody kick), 2-22 0:37	14 - 8
	01:45	LY - BRADSHAW, Brans 2 yd run (WALKER, Skyler pass from BRADSHAW, Brans), 11-65 4:17	14 - 16
3rd	06:30	LO - ELLIS, Austin 23 yd pass from HULTGREN, Dylan (COLLINS, Dino rush failed), 1-23 0:10	6 - 0

# Play-by-Play Summary (4th quarter)

## Lovell vs Lyman (Nov 10, 2012 at Laramie, Wyo.)

3-2 LO 36 Start of 4th quarter, clock 12:00.  
 3-2 LO 36 Timeout Lyman, clock 12:00.  
 3-2 LO 36 BRADSHAW, Brans rush for 26 yards to the LO10, 1ST DOWN LY (MONTERDE, Aaron). R14  
 1-G LO 10 BRADSHAW, Brans pass intercepted by ELLIS, Austin at the LO0, ELLIS, Austin return 47 yards to the LO47 (ROLLINS, Marty).  
*6 plays, 50 yards, 2:21*

LOVELL drive start at 11:17.

1-10 LO 47 COLLINS, Dino rush for 3 yards to the 50 yardline (STOKES, Kyle).  
 2-7 LO 50 COLLINS, Dino rush for 4 yards to the LY46 (REIS, Nic).  
 3-3 LY 46 HULTGREN, Dylan pass complete to CLARK, Ryan for 1 yard to the LY45 (BRADSHAW, Lande; ROLLINS, Marty).  
 4-2 LY 45 SAVAGE, Cody punt 37 yards to the LY8, fair catch by WINGELETH, Bobb.  
*3 plays, 8 yards, 2:10*

LYMAN drive start at 09:07.

1-10 LY 08 BRADSHAW, Brans rush for 1 yard to the LY9 (BECK, Jacob; COLLINS, Dino).  
 2-9 LY 09 BRADSHAW, Brans pass intercepted by GRANT, Nathan at the LY33, GRANT, Nathan return 0 yards to the LY33.  
*2 plays, 1 yard, 0:53*

LOVELL drive start at 08:14.

1-10 LY 33 HULTGREN, Dylan sacked for loss of 10 yards to the LY43 (ROLLINS, Dustin).  
 2-20 LY 43 HULTGREN, Dylan pass complete to ELLIS, Austin for 8 yards to the LY35 (ROLLINS, Marty).  
 3-12 LY 35 HULTGREN, Dylan pass complete to GRANT, Nathan for 13 yards to the LY22, 1ST DOWN LO (STOKES, Kyle; SCHOFIELD, Dalt). P11  
 1-10 LY 22 HULTGREN, Dylan pass intercepted by STOKES, Kyle at the LY21, STOKES, Kyle return 0 yards to the LY21.  
*4 plays, 11 yards, 1:54*

LYMAN drive start at 06:20.

1-10 LY 21 BRADSHAW, Brans rush for 4 yards to the LY25 (COLLINS, Dino).  
 2-6 LY 25 STOKES, Kyle rush for 1 yard to the LY26 (BECK, Jacob).  
 3-5 LY 26 BRADSHAW, Brans rush for 9 yards to the LY35, 1ST DOWN LY (COLLINS, Dino). R15  
 1-10 LY 35 STOKES, Kyle rush for 6 yards to the LY41 (McARTHUR, Calin).  
 2-4 LY 41 STOKES, Kyle rush for 9 yards to the 50 yardline, 1ST DOWN LY (CLARK, Ryan; MONTERDE, Aaron). R16  
 1-10 LY 50 BRADSHAW, Brans rush for 6 yards to the LO44 (MONTERDE, Aaron).  
 2-4 LO 44 BRADSHAW, Brans rush for 9 yards to the LO35, 1ST DOWN LY (CLARK, Ryan). R17  
 1-10 LO 35 BRADSHAW, Brans rush for 8 yards to the LO27 (GRANT, Nathan).  
 2-2 LO 27 BRADSHAW, Brans rush for 2 yards to the LO25, 1ST DOWN LY (MONTERDE, Aaron; COLLINS, Dino) R18  
 1-10 LO 25 STOKES, Kyle rush for 3 yards to the LO22 (BECK, Jacob).  
 2-7 LO 22 PENALTY LY false start 5 yards to the LO27.  
 2-12 LO 27 STOKES, Kyle rush for 9 yards to the LO18 (ELLIS, Austin).  
 3-3 LO 18 STOKES, Kyle rush for 4 yards to the LO14, 1ST DOWN LY (COLLINS, Dino; ELLIS, Austin). R19  
 1-10 LO 14 BRADSHAW, Brans rush for 1 yard to the LO13 (BECK, Jacob; ASAY, Jacob).  
 2-9 LO 13 Timeout Lyman, clock 01:04.  
 2-9 LO 13 STOKES, Kyle rush for 12 yards to the LO1, 1ST DOWN LY (McARTHUR, Calin). R20  
 1-G LO 01 Timeout Lovell, clock 00:52.  
 1-G LO 01 BRADSHAW, Brans rush for 1 yard to the LO0, TOUCHDOWN, clock 00:43.  
 1-G LO 02 BRADSHAW, Brans rush attempt failed.

Lyman 22, Lovell 20

*15 plays, 79 yards, 5:37*

SANDOVAL, Migue kickoff 21 yards to the LO39, ELLIS, Austin return 6 yards to the LO45 (STOKES, Kyle; SCHOFIELD, Dalt).

LOVELL drive start at 00:43.

1-10 LO 45 HULTGREN, Dylan pass complete to CLARK, Ryan for 13 yards to the LY42, 1ST DOWN LO (SCHOFIELD, Dalt). P12  
 1-10 LY 42 HULTGREN, Dylan pass incomplete to McARTHUR, Calin (TAYLOR, Cisco).  
 2-10 LY 42 HULTGREN, Dylan pass intercepted by SCHOFIELD, Dalt at the LY22, SCHOFIELD, Dalt return 0 yards to the LY22.  
*3 plays, 13 yards, 0:22*

LYMAN drive start at 00:21.

1-10 LY 22 TEAM rush for loss of 1 yard to the LY21.  
 End of game, clock 00:00.

*1 play, minus 1 yard, 0:21*

FINAL SCORE: Lyman 22, Lovell 20

Quarter Summary	Score	Time Poss	1st Downs				Conversions		Rushing	Passing	Penalties
			R	P	X	T	3rd	4th			
Lovell	0	04:26	0	2	0	2	1-2	0-0	3-(-3)	4-7-2-35	0-0
Lyman	6	07:34	7	0	0	7	3-3	0-0	18-110	0-2-2-0	1-5

Quickie Statistics (4th quarter only)  
Lovell vs Lyman (Nov 10, 2012 at Laramie, Wyo.)

	LO	LY
Score	0	6
FIRST DOWNS	2	7
RUSHES-YARDS (NET)	3--3	18-110
PASSING YDS (NET)	35	0
Passes Att-Comp-Int	7-4-2	2-0-2
TOTAL OFFENSE PLAYS-YARDS	10-32	20-110
Fumble Returns-Yards	0-0	0-0
Punt Returns-Yards	0-0	0-0
Kickoff Returns-Yards	1-6	0-0
Interception Returns-Yards	2-47	2-0
Punts (Number-Avg)	1-37.0	0-0.0
Fumbles-Lost	0-0	0-0
Penalties-Yards	0-0	1-5
Possession Time	04:26	07:34
Third-Down Conversions	1 of 2	3 of 3
Fourth-Down Conversions	0 of 0	0 of 0

Lovell

<u>Rushing</u>	<u>No.</u>	<u>Gain</u>	<u>Loss</u>	<u>Net</u>	<u>TD</u>	<u>Lg</u>	<u>Avg</u>
COLLINS, Dino	2	7	0	7	0	4	3.5
HULTGREN, Dylan	1	0	10	-10	0	0-10.0	

<u>Passing</u>	<u>C-A-I</u>	<u>Yds</u>	<u>TD</u>	<u>Long</u>	<u>Sack</u>
HULTGREN, Dylan	4-7-2	35	0	13	1

<u>Receiving</u>	<u>No.</u>	<u>Yards</u>	<u>TD</u>	<u>Long</u>
CLARK, Ryan	2	14	0	13
GRANT, Nathan	1	13	0	13
ELLIS, Austin	1	8	0	8

<u>Punting</u>	<u>No.</u>	<u>Yds</u>	<u>Avg</u>	<u>Long</u>	<u>In20</u>	<u>TB</u>
SAVAGE, Cody	1	37	37.0	37	1	0

<u>Punt Returns</u>	<u>No.</u>	<u>Yards</u>	<u>TD</u>	<u>Long</u>
---------------------	------------	--------------	-----------	-------------

<u>Kick Returns</u>	<u>No.</u>	<u>Yards</u>	<u>TD</u>	<u>Long</u>
ELLIS, Austin	1	6	0	6

<u>Tackles</u>	<u>UA-A</u>	<u>Total</u>	<u>Sacks</u>	<u>TFL</u>
COLLINS, Dino	2-3	5	0.0	0.0
MONTERDE, Aaron	2-2	4	0.0	0.0
BECK, Jacob	2-2	4	0.0	0.0
McARTHUR, Calin	2-0	2	0.0	0.0

Lyman

<u>Rushing</u>	<u>No.</u>	<u>Gain</u>	<u>Loss</u>	<u>Net</u>	<u>TD</u>	<u>Lg</u>	<u>Avg</u>
BRADSHAW, Brans	10	67	0	67	1	26	6.7
STOKES, Kyle	7	44	0	44	0	12	6.3
TEAM	1	0	1	-1	0	0	-1.0

<u>Passing</u>	<u>C-A-I</u>	<u>Yds</u>	<u>TD</u>	<u>Long</u>	<u>Sack</u>
BRADSHAW, Brans	0-2-2	0	0	0	0

<u>Receiving</u>	<u>No.</u>	<u>Yards</u>	<u>TD</u>	<u>Long</u>
------------------	------------	--------------	-----------	-------------

<u>Punting</u>	<u>No.</u>	<u>Yds</u>	<u>Avg</u>	<u>Long</u>	<u>In20</u>	<u>TB</u>
----------------	------------	------------	------------	-------------	-------------	-----------

<u>Punt Returns</u>	<u>No.</u>	<u>Yards</u>	<u>TD</u>	<u>Long</u>
---------------------	------------	--------------	-----------	-------------

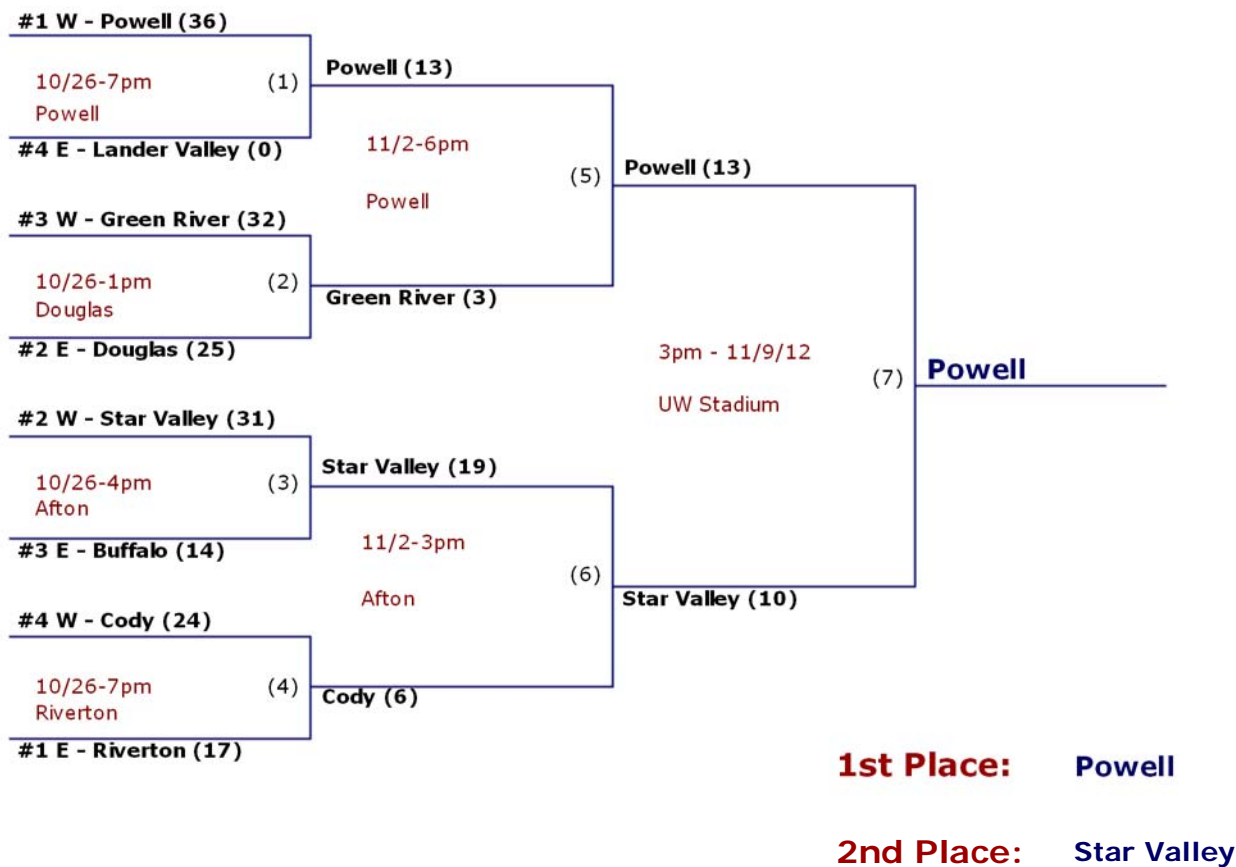
<u>Kick Returns</u>	<u>No.</u>	<u>Yards</u>	<u>TD</u>	<u>Long</u>
---------------------	------------	--------------	-----------	-------------

<u>Tackles</u>	<u>UA-A</u>	<u>Total</u>	<u>Sacks</u>	<u>TFL</u>
ROLLINS, Marty	2-1	3	0.0	0.0
SCHOFIELD, Dalt	1-2	3	0.0	0.0
STOKES, Kyle	1-2	3	0.0	0.0
ROLLINS, Dustin	1-0	1	1.0	1.0

<u>Qtr</u>	<u>Time</u>	<u>Scoring Play</u>	<u>V-H</u>
1st	01:26	LY - BRADSHAW, Brans 1 yd run (SCHOFIELD, Dalt pass from BRADSHAW, Brans), 8-52 3:10	0 - 8
2nd	09:13	LO - COLLINS, Dino 1 yd run (SAVAGE, Cody kick), 9-68 4:13	7 - 8
	06:02	LO - COLLINS, Dino 34 yd pass from HULTGREN, Dylan (SAVAGE, Cody kick), 2-22 0:37	14 - 8
	01:45	LY - BRADSHAW, Brans 2 yd run (WALKER, Skyler pass from BRADSHAW, Brans), 11-65 4:17	14 - 16
3rd	06:30	LO - ELLIS, Austin 23 yd pass from HULTGREN, Dylan (COLLINS, Dino rush failed), 1-23 0:10	20 - 16
4th	00:43	LY - BRADSHAW, Brans 1 yd run (BRADSHAW, Brans rush failed), 15-79 5:37	0 - 6



## 2012 State 3A Football Championship Bracket





# Quickie Statistics (Final)

## Star Valley vs Powell (Nov 09, 2012 at Laramie, Wyo.)

	SV	PO
Score	10	13
FIRST DOWNS	13	14
RUSHES-YARDS (NET)	35-140	41-249
PASSING YDS (NET)	175	52
Passes Att-Comp-Int	23-13-2	11-3-1
TOTAL OFFENSE PLAYS-YARDS	58-315	52-301
Fumble Returns-Yards	0-0	0-0
Punt Returns-Yards	1-3	1-13
Kickoff Returns-Yards	2-32	1-5
Interception Returns-Yards	1-7	2-23
Punts (Number-Avg)	4-36.5	5-43.8
Fumbles-Lost	0-0	0-0
Penalties-Yards	11-65	7-70
Possession Time	24:41	23:19
Third-Down Conversions	5 of 13	3 of 9
Fourth-Down Conversions	0 of 3	0 of 1
Red-Zone Scores-Chances	2-2	2-4

### Star Valley

Rushing	No.	Gain	Loss	Net	TD	Lg	Avg
BROUGH, Ryan	21	105	1	104	1	19	5.0
GALLOWAY, Antho	6	17	0	17	0	5	2.8
HADERLIE, Trace	3	8	0	8	0	5	2.7
NICHOLS, Bryan	3	6	0	6	0	4	2.0

Passing	C-A-I	Yds	TD	Long	Sack
HADERLIE, Trace	13-23-2	175	0	51	0

Receiving	No.	Yards	TD	Long
GERTSCH, Sam	5	109	0	51
BROUGH, Ryan	4	30	0	22
BATTLESON, Kohl	2	12	0	8
NICHOLS, Bryan	1	14	0	14

Punting	No.	Yds	Avg	Long	In20	TB
ANDERSON, Byron	4	146	36.5	46	1	0

Punt Returns	No.	Yards	TD	Long
BURTON, Bryan	1	3	0	3

Kick Returns	No.	Yards	TD	Long
HUNT, Dillon	1	14	0	14
BATTLESON, Kohl	1	18	0	18

Tackles	UA-A	Total	Sacks	TFL
WATKINS, Marsha	6-2	8	3.0	3.0
ALLERD, Tyler	4-3	7	0.0	0.0
GERTSCH, Sam	4-2	6	0.0	0.0
SEADENI, Jorda	3-3	6	0.0	0.0

### Powell

Rushing	No.	Gain	Loss	Net	TD	Lg	Avg
SLEEP, Vince	18	132	1	131	1	28	7.3
HENY, Cory	6	82	0	82	0	47	13.7
LYNCH, Garrett	7	30	0	30	0	9	4.3
CRAGOE, Hayden	7	23	18	5	0	12	0.7

Passing	C-A-I	Yds	TD	Long	Sack
CRAGOE, Hayden	3-11-1	52	1	32	3

Receiving	No.	Yards	TD	Long
LYNCH, Garrett	2	43	0	32
SCHWAHN, Dewey	1	9	1	9

Punting	No.	Yds	Avg	Long	In20	TB
SCHWAHN, Dewey	5	219	43.8	56	2	1

Punt Returns	No.	Yards	TD	Long
HENY, Cory	1	13	0	13

Kick Returns	No.	Yards	TD	Long
HENY, Cory	1	5	0	5

Tackles	UA-A	Total	Sacks	TFL
LUJAN, Anthony	8-8	16	0.0	0.5
HENY, Cory	6-4	10	0.0	0.0
CRAGOE, Hayden	6-2	8	0.0	0.0
SLEEP, Vince	2-4	6	0.0	0.0

Qtr	Time	Scoring Play	V-H
1st	04:12	PO - SLEEP, Vince 6 yd run (SCHWAHN, Dewey kick blockd), 6-68 2:31	0 - 6
2nd	11:05	SV - ANDERSON, Byron 22 yd field goal, 13-64 5:07	3 - 6
	00:53	SV - BROUGH, Ryan 1 yd run (ANDERSON, Byron kick), 14-79 6:33	10 - 6
4th	05:35	PO - SCHWAHN, Dewey 9 yd pass from CRAGOE, Hayden (SCHWAHN, Dewey kick), 7-43 3:03	10 - 13

Scoring Summary (Final)  
The Automated ScoreBook  
Star Valley vs Powell (Nov 09, 2012 at Laramie, Wyo.)

Star Valley (9-2) vs. Powell (11-0)

Date: Nov 09, 2012 • Site: Laramie, Wyo. • Stadium: War Memorial Stadium

Attendance:

Score by Quarters	1	2	3	4	Total
Star Valley	0	10	0	0	10
Powell	6	0	0	7	13

Qtr	Time	Scoring Play	V-H
1st	04:12	PO - SLEEP, Vince 6 yd run (SCHWAHN, Dewey kick blockd), 6-68 2:31	0 - 6
2nd	11:05	SV - ANDERSON, Byron 22 yd field goal, 13-64 5:07	3 - 6
	00:53	SV - BROUGH, Ryan 1 yd run (ANDERSON, Byron kick), 14-79 6:33	10 - 6
4th	05:35	PO - SCHWAHN, Dewey 9 yd pass from CRAGOE, Hayden (SCHWAHN, Dewey kick), 7-43 3:03	10 - 13

Kickoff time: 3 p.m. • End of Game: 5:10 pm • Total elapsed time: 2:10

Officials:

Temperature: • Wind: • Weather:

Team Statistics (Final)  
The Automated ScoreBook  
Star Valley vs Powell (Nov 09, 2012 at Laramie, Wyo.)

	SV	PO
FIRST DOWNS	13	14
Rushing	5	12
Passing	7	2
Penalty	1	0
NET YARDS RUSHING	140	249
Rushing Attempts	35	41
Average Per Rush	4.0	6.1
Rushing Touchdowns	1	1
Yards Gained Rushing	141	272
Yards Lost Rushing	1	23
NET YARDS PASSING	175	52
Completions-Attempts-Int	13-23-2	3-11-1
Average Per Attempt	7.6	4.7
Average Per Completion	13.5	17.3
Passing Touchdowns	0	1
TOTAL OFFENSE YARDS	315	301
Total offense plays	58	52
Average Gain Per Play	5.4	5.8
Fumbles: Number-Lost	0-0	0-0
Penalties: Number-Yards	11-65	7-70
PUNTS-YARDS	4-146	5-219
Average Yards Per Punt	36.5	43.8
Net Yards Per Punt	33.2	39.2
Inside 20	1	2
50+ Yards	0	2
Touchbacks	0	1
Fair catch	2	0
KICKOFFS-YARDS	3-164	3-120
Average Yards Per Kickoff	54.7	40.0
Net Yards Per Kickoff	53.0	29.3
Touchbacks	0	0
Punt returns: Number-Yards-TD	1-3-0	1-13-0
Average Per Return	3.0	13.0
Kickoff returns: Number-Yds-TD	2-32-0	1-5-0
Average Per Return	16.0	5.0
Interceptions: Number-Yds-TD	1-7-0	2-23-0
Fumble Returns: Number-Yds-TD	0-0-0	0-0-0
Miscellaneous Yards	0	0
Possession Time	24:41	23:19
1st Quarter	6:54	5:06
2nd Quarter	7:28	4:32
3rd Quarter	5:33	6:27
4th Quarter	4:46	7:14
Third-Down Conversions	5 of 13	3 of 9
Fourth-Down Conversions	0 of 3	0 of 1
Red-Zone Scores-Chances	2-2	2-4
Touchdowns	1-2	2-4
Field goals	1-2	0-4
Sacks By: Number-Yards	3-18	0-0
PAT Kicks	1-1	1-2
Field Goals	1-1	0-0

Individual Statistics (Final)  
The Automated ScoreBook  
Star Valley vs Powell (Nov 09, 2012 at Laramie, Wyo.)

Star Valley

Rushing	No.	Gain	Loss	Net	TD	Lg	Avg
BROUGH, Ryan	21	105	1	104	1	19	5.0
GALLOWAY, Antho	6	17	0	17	0	5	2.8
HADERLIE, Trace	3	8	0	8	0	5	2.7
NICHOLS, Bryan	3	6	0	6	0	4	2.0
BURTON, Bryan	1	4	0	4	0	4	4.0
BATTLESON, Kohl	1	1	0	1	0	1	1.0
Totals	35	141	1	140	1	19	4.0

Passing	C-A-I	Yds	TD	Long	Sack
HADERLIE, Trace	13-23-2	175	0	51	0
Totals	13-23-2	175	0	51	0

Receiving	No.	Yards	TD	Long
GERTSCH, Sam	5	109	0	51
BROUGH, Ryan	4	30	0	22
BATTLESON, Kohl	2	12	0	8
NICHOLS, Bryan	1	14	0	14
ANDERSON, Byron	1	10	0	10
Totals	13	175	0	51

Punting	No.	Yds	Avg	Long	In20	TB
ANDERSON, Byron	4	146	36.5	46	1	0
Totals	4	146	36.5	46	1	0

Returns	Punt			Kickoff			Intercept		
	No	Yds	Lg	No	Yds	Lg	No	Yds	Lg
BURTON, Bryan	1	3	3	0	0	0	0	0	0
BATTLESON, Kohl	0	0	0	1	18	18	0	0	0
HUNT, Dillon	0	0	0	1	14	14	0	0	0
ALLERD, Tyler	0	0	0	0	0	0	1	7	7
Totals	1	3	3	2	32	18	1	7	7

Field goals	Qtr	Time	Dist	Result
ANDERSON, Byron	2nd	11:05	22 yards	Good

Kickoffs	No.	Yards	Avg	TB	OB
ANDERSON, Byron	3	164	54.7	0	2

All-purpose	Run	Rcv	KR	PR	IR	Total
BROUGH, Ryan	104	30	0	0	0	134
GERTSCH, Sam	0	109	0	0	0	109
BATTLESON, Kohl	1	12	18	0	0	31
NICHOLS, Bryan	6	14	0	0	0	20

Powell

Rushing	No.	Gain	Loss	Net	TD	Lg	Avg
SLEEP, Vince	18	132	1	131	1	28	7.3
HENY, Cory	6	82	0	82	0	47	13.7
LYNCH, Garrett	7	30	0	30	0	9	4.3
CRAGOE, Hayden	7	23	18	5	0	12	0.7
FERRO, Ryan	1	5	0	5	0	5	5.0
TEAM	2	0	4	-4	0	0	-2.0
Totals	41	272	23	249	1	47	6.1

Passing	C-A-I	Yds	TD	Long	Sack
CRAGOE, Hayden	3-11-1	52	1	32	3
Totals	3-11-1	52	1	32	3

Receiving	No.	Yards	TD	Long
LYNCH, Garrett	2	43	0	32
SCHWAHN, Dewey	1	9	1	9
Totals	3	52	1	32

Punting	No.	Yds	Avg	Long	In20	TB
SCHWAHN, Dewey	5	219	43.8	56	2	1
Totals	5	219	43.8	56	2	1

Returns	Punt			Kickoff			Intercept		
	No	Yds	Lg	No	Yds	Lg	No	Yds	Lg
HENY, Cory	1	13	13	1	5	5	1	2	2
SLEEP, Vince	0	0	0	0	0	0	1	21	21
Totals	1	13	13	1	5	5	2	23	21

Field goals	Qtr	Time	Dist	Result
-------------	-----	------	------	--------

Kickoffs	No.	Yards	Avg	TB	OB
SCHWAHN, Dewey	3	120	40.0	0	0

All-purpose	Run	Rcv	KR	PR	IR	Total
SLEEP, Vince	131	0	0	0	21	152
HENY, Cory	82	0	5	13	2	102
LYNCH, Garrett	30	43	0	0	0	73
SCHWAHN, Dewey	0	9	0	0	0	9

FUMBLES: Star Valley-None. Powell-None.

Defensive Statistics (Final)  
The Automated ScoreBook  
Star Valley vs Powell (Nov 09, 2012 at Laramie, Wyo.)

#	Star Valley	Solo	Ast	Total	Sacks-Yds	TFL-Yds	FF	FR-Yds	Int-Yds	BrUp	Blks	QBH
69	WATKINS, Marsha	6	2	8	3.0-18	3.0-18	-	-	-	-	1	-
86	ALLERD, Tyler	4	3	7	-	-	-	-	1-7	1	-	-
43	GERTSCH, Sam	4	2	6	-	-	-	-	-	-	-	-
68	SEMADENI, Jorda	3	3	6	-	-	-	-	-	-	-	-
20	BATTLESON, Kohl	4	0	4	-	-	-	-	-	-	-	-
4	BURTON, Bryan	3	1	4	-	-	-	-	-	2	-	-
70	WOLFLEY, Derric	2	2	4	-	-	-	-	-	-	-	-
3	BROUGH, Ryan	2	2	4	-	1.0-1	-	-	-	1	-	-
37	NICHOLS, Bryan	2	1	3	-	-	-	-	-	-	-	-
36	TAYLOR, Jake	2	0	2	-	-	-	-	-	-	-	-
44	HOOPES, Walker	1	0	1	-	-	-	-	-	-	-	-
30	PALMER, Trevor	1	0	1	-	-	-	-	-	-	-	-
11	HUNT, Dillon	1	0	1	-	-	-	-	-	-	-	-
Totals		35	16	51	3.0-18	4.0-19	0	0-0	1-7	4	1	0

#	Powell	Solo	Ast	Total	Sacks-Yds	TFL-Yds	FF	FR-Yds	Int-Yds	BrUp	Blks	QBH
53	LUJAN, Anthony	8	8	16	-	0.5-0	-	-	-	-	-	-
20	HENY, Cory	6	4	10	-	-	-	-	1-2	-	-	-
17	CRAGOE, Hayden	6	2	8	-	-	-	-	-	1	-	-
46	SLEEP, Vince	2	4	6	-	-	-	-	1-21	-	-	-
30	PHISTER, Brendo	3	2	5	-	-	-	-	-	-	-	-
39	LYNCH, Garrett	3	2	5	-	-	-	-	-	-	-	-
77	STRINGER, Riley	2	2	4	-	-	-	-	-	-	-	-
75	OHMAN, Dillon	2	1	3	-	-	-	-	-	-	-	-
11	WIDDICOMBE, Mat	2	1	3	-	-	-	-	-	-	-	-
21	FERRO, Ryan	1	1	2	-	1.5-5	-	-	-	-	-	-
65	MUNDY, Mike	1	0	1	-	-	-	-	-	-	-	-
79	MICHAEL, Garret	0	1	1	-	-	-	-	-	-	-	-
84	PATTERSON, Tyle	0	0	0	-	-	-	-	-	1	-	-
Totals		36	28	64	0.0-0	2.0-5	0	0-0	2-23	2	0	0

Drive Chart (By Team) (Final)  
The Automated ScoreBook  
Star Valley vs Powell (Nov 09, 2012 at Laramie, Wyo.)

Team	Qtr	Drive Started			Drive Ended			Consumed	
		Spot	Time	Obtained	Spot	Time	How lost	PI - Yds	TOP
SV	1st	S26	09:25	Punt	P32	06:43	Downs	9 - 42	2:42
SV		S30	04:12	Kickoff	P06	11:05	*FIELD GOAL	13 - 64	5:07
SV	2nd	S21	07:26	Punt	P00	00:53	*TOUCHDOWN	14 - 79	6:33
SV	3rd	S36	12:00	Kickoff	S45	10:03	Punt	3 - 9	1:57
SV		S14	08:42	Interception	P35	08:19	Interception	2 - 51	0:23
SV		S45	07:26	Downs	S42	05:41	Punt	3 - (3)	1:45
SV		S20	01:31	Punt	S22	00:03	Punt	3 - 2	1:28
SV	4th	S02	10:42	Punt	S10	08:38	Punt	3 - 8	2:04
SV		S41	05:35	Kickoff	S49	03:58	Interception	4 - 8	1:37
SV		S04	02:21	Punt	S14	01:16	Downs	5 - 10	1:05

Star Valley	1st Qtr	2nd Qtr	3rd Qtr	4th Qtr	1st Half	2nd Half	Total
Time of possession	06:54	07:28	05:33	04:46	14:22	10:19	24:41
3rd down conversions	3-4	2-3	0-3	0-3	5-7	0-6	5-13
Average field position	S28	S21	S28	S15	S25	S23	S23
4th down conversions	0-1	0-0	0-0	0-2	0-1	0-2	0-3

Team	Qtr	Drive Started			Drive Ended			Consumed	
		Spot	Time	Obtained	Spot	Time	How lost	PI - Yds	TOP
PO	1st	P06	12:00	Kickoff	P33	09:25	Punt	5 - 27	2:35
PO		P32	06:43	Downs	S00	04:12	*TOUCHDOWN	6 - 68	2:31
PO	2nd	P35	11:05	Kickoff	S45	07:26	Punt	8 - 20	3:39
PO		P35	00:53	Kickoff	P44	00:00	End of half	2 - 9	0:53
PO	3rd	P18	10:03	Punt	S19	08:42	Interception	4 - 63	1:21
PO		P49	08:19	Interception	S45	07:26	Downs	4 - 6	0:53
PO		P31	05:41	Punt	S43	01:31	Punt	8 - 26	4:10
PO		P42	00:03	Punt	P46	10:42	Punt	3 - 4	1:21
PO	4th	S43	08:38	Punt	S00	05:35	*TOUCHDOWN	7 - 43	3:03
PO		P36	03:58	Interception	P40	02:21	Punt	3 - 4	1:37
PO		S14	01:16	Downs	S18	00:00	End of half	2 - (4)	1:16

Powell	1st Qtr	2nd Qtr	3rd Qtr	4th Qtr	1st Half	2nd Half	Total
Time of possession	05:06	04:32	06:27	07:14	09:38	13:41	23:19
3rd down conversions	0-1	1-2	1-3	1-3	1-3	2-6	3-9
Average field position	P19	P35	P35	S41	P27	P45	P38
4th down conversions	0-0	0-0	0-1	0-0	0-0	0-1	0-1

Drive Chart (By Quarter) (Final)  
The Automated ScoreBook  
Star Valley vs Powell (Nov 09, 2012 at Laramie, Wyo.)

Team	Qtr	Drive Started			Drive Ended			Consumed	
		Spot	Time	Obtained	Spot	Time	How lost	PI - Yds	TOP
PO	1st	P06	12:00	Kickoff	P33	09:25	Punt	5 - 27	2:35
SV		S26	09:25	Punt	P32	06:43	Downs	9 - 42	2:42
PO		P32	06:43	Downs	S00	04:12	*TOUCHDOWN	6 - 68	2:31
SV	2nd	S30	04:12	Kickoff	P06	11:05	*FIELD GOAL	13 - 64	5:07
PO		P35	11:05	Kickoff	S45	07:26	Punt	8 - 20	3:39
SV		S21	07:26	Punt	P00	00:53	*TOUCHDOWN	14 - 79	6:33
PO	3rd	P35	00:53	Kickoff	P44	00:00	End of half	2 - 9	0:53
SV		S36	12:00	Kickoff	S45	10:03	Punt	3 - 9	1:57
PO		P18	10:03	Punt	S19	08:42	Interception	4 - 63	1:21
SV	4th	S14	08:42	Interception	P35	08:19	Interception	2 - 51	0:23
PO		P49	08:19	Interception	S45	07:26	Downs	4 - 6	0:53
SV		S45	07:26	Downs	S42	05:41	Punt	3 - (3)	1:45
PO	4th	P31	05:41	Punt	S43	01:31	Punt	8 - 26	4:10
SV		S20	01:31	Punt	S22	00:03	Punt	3 - 2	1:28
PO		P42	00:03	Punt	P46	10:42	Punt	3 - 4	1:21
SV	4th	S02	10:42	Punt	S10	08:38	Punt	3 - 8	2:04
PO		S43	08:38	Punt	S00	05:35	*TOUCHDOWN	7 - 43	3:03
SV		S41	05:35	Kickoff	S49	03:58	Interception	4 - 8	1:37
PO	4th	P36	03:58	Interception	P40	02:21	Punt	3 - 4	1:37
SV		S04	02:21	Punt	S14	01:16	Downs	5 - 10	1:05
PO		S14	01:16	Downs	S18	00:00	End of half	2 - (4)	1:16

# Play-by-Play Summary (1st quarter)

## Star Valley vs Powell (Nov 09, 2012 at Laramie, Wyo.)

1-10	SV 40	SV ball on SV40. ANDERSON, Byron kickoff 59 yards to the PO1, HENY, Cory return 5 yards to the PO6 (HOOPEES, Walker).	
1-10	PO 06	SLEEP, Vince rush for 5 yards to the PO11 (WOLFLEY, Derric).	
2-5	PO 11	SLEEP, Vince rush for 28 yards to the PO39, 1ST DOWN PO (BATTLESAN, Kohl).	R1
1-10	PO 39	SLEEP, Vince rush for 1 yard to the PO40 (GERTSCH, Sam).	
2-9	PO 40	CRAGOE, Hayden pass incomplete to HENY, Cory.	
3-9	PO 40	CRAGOE, Hayden sacked for loss of 7 yards to the PO33 (WATKINS, Marsha).	
4-16	PO 33	SCHWAHN, Dewey punt 44 yards to the SV23, BURTON, Bryan return 3 yards to the SV26. <i>5 plays, 27 yards, 2:35</i>	

STAR VALLEY drive start at 09:25.

1-10	SV 26	GALLOWAY, Antho rush for 5 yards to the SV31 (HENY, Cory).	
2-5	SV 31	BROUGH, Ryan rush for 4 yards to the SV35 (HENY, Cory).	
3-1	SV 35	GALLOWAY, Antho rush for 2 yards to the SV37, 1ST DOWN SV (HENY, Cory;LUJAN, Anthony).	R1
1-10	SV 37	PENALTY SV substitution infraction 5 yards to the SV32.	
1-15	SV 32	BROUGH, Ryan rush for 19 yards to the PO49, 1ST DOWN SV (CRAGOE, Hayden).	R2
1-10	PO 49	BROUGH, Ryan rush for 17 yards to the PO32, 1ST DOWN SV (CRAGOE, Hayden).	R3
1-10	PO 32	BROUGH, Ryan rush for 1 yard to the PO31 (OHMAN, Dillon).	
2-9	PO 31	BROUGH, Ryan rush for loss of 1 yard to the PO32 (FERRO, Ryan;LUJAN, Anthony).	
3-10	PO 32	HADERLIE, Trace pass incomplete to BROUGH, Ryan (PATTERSON, Tyle).	
4-10	PO 32	HADERLIE, Trace pass incomplete to BATTLESAN, Kohl. <i>9 plays, 42 yards, 2:42</i>	

POWELL drive start at 06:43.

1-10	PO 32	PENALTY PO holding 10 yards to the PO22.	
1-20	PO 22	CRAGOE, Hayden pass incomplete to SCHWAHN, Dewey.	
2-20	PO 22	CRAGOE, Hayden pass complete to LYNCH, Garrett for 32 yards to the SV46, 1ST DOWN PO.	P2
1-10	SV 46	SLEEP, Vince rush for 16 yards to the SV30, 1ST DOWN PO (ALLERD, Tyler).	R3
1-10	SV 30	LYNCH, Garrett rush for 9 yards to the SV21 (WATKINS, Marsha).	
2-1	SV 21	PENALTY PO false start 5 yards to the SV26.	
2-6	SV 26	HENY, Cory rush for 15 yards to the SV11, 1ST DOWN PO (NICHOLS, Bryan;BURTON, Bryan).	R4
1-10	SV 11	PENALTY SV offside defense 5 yards to the SV6.	
1-5	SV 06	SLEEP, Vince rush for 6 yards to the SV0, 1ST DOWN PO, TOUCHDOWN, clock 04:12.	R5
1-G	SV 02	SCHWAHN, Dewey kick attempt failed (blocked) (blocked by WATKINS, Marsha).	

Powell 6, Star Valley 0

*6 plays, 68 yards, 2:31*

SCHWAHN, Dewey kickoff 30 yards to the SV30, downed.

STAR VALLEY drive start at 04:12.

1-10	SV 30	PENALTY SV holding 10 yards to the SV20.	
1-20	SV 20	HADERLIE, Trace rush for 1 yard to the SV21 (LUJAN, Anthony).	
2-19	SV 21	HADERLIE, Trace pass complete to BROUGH, Ryan for 22 yards to the SV43 (CRAGOE, Hayden), PENALTY SV holding 10 yards to the SV33. 2nd and 7.	
2-7	SV 33	BROUGH, Ryan rush for 5 yards to the SV38 (LUJAN, Anthony).	
3-2	SV 38	GALLOWAY, Antho rush for 2 yards to the SV40, 1ST DOWN SV (HENY, Cory).	R4
1-10	SV 40	PENALTY SV substitution infraction 5 yards to the SV35.	
1-15	SV 35	PENALTY SV illegal motion 5 yards to the SV30.	
1-20	SV 30	BATTLESAN, Kohl rush for 1 yard to the SV31 (HENY, Cory;PHISTER, Brendo).	
2-19	SV 31	HADERLIE, Trace pass complete to GERTSCH, Sam for 36 yards to the PO33, 1ST DOWN SV (CRAGOE, Hayden).	P5
1-10	PO 33	HADERLIE, Trace pass incomplete to NICHOLS, Bryan.	
2-10	PO 33	BROUGH, Ryan rush for 8 yards to the PO25 (CRAGOE, Hayden;HENY, Cory).	
3-2	PO 25	BROUGH, Ryan rush for 16 yards to the PO9, 1ST DOWN SV (CRAGOE, Hayden).	R6
1-G	PO 09	BROUGH, Ryan rush for no gain to the PO9 (LUJAN, Anthony).	

END OF 1st QUARTER: Powell 6, Star Valley 0

Quarter Summary	Score	Time Poss	1st Downs				Conversions		Rushing	Passing	Penalties
			R	P	X	T	3rd	4th			
Star Valley	0	06:54	5	1	0	6	1-2	0-1	14-80	2-5-0-58	6-40
Powell	6	05:06	4	1	0	5	0-1	0-0	8-73	1-3-0-32	2-15



Quickie Statistics (1st quarter only)  
Star Valley vs Powell (Nov 09, 2012 at Laramie, Wyo.)

	SV	PO
Score	0	6
FIRST DOWNS	6	5
RUSHES-YARDS (NET)	14-80	8-73
PASSING YDS (NET)	58	32
Passes Att-Comp-Int	5-2-0	3-1-0
TOTAL OFFENSE PLAYS-YARDS	19-138	11-105
Fumble Returns-Yards	0-0	0-0
Punt Returns-Yards	1-3	0-0
Kickoff Returns-Yards	0-0	1-5
Interception Returns-Yards	0-0	0-0
Punts (Number-Avg)	0-0.0	1-44.0
Fumbles-Lost	0-0	0-0
Penalties-Yards	6-40	2-15
Possession Time	06:54	05:06
Third-Down Conversions	3 of 4	0 of 1
Fourth-Down Conversions	0 of 1	0 of 0

Star Valley

Rushing	No.	Gain	Loss	Net	TD	Lg	Avg
BROUGH, Ryan	9	70	1	69	0	19	7.7
GALLOWAY, Antho	3	9	0	9	0	5	3.0
BATTLESON, Kohl	1	1	0	1	0	1	1.0
HADERLIE, Trace	1	1	0	1	0	1	1.0

Passing	C-A-I	Yds	TD	Long	Sack
HADERLIE, Trace	2-5-0	58	0	36	0

Receiving	No.	Yards	TD	Long
GERTSCH, Sam	1	36	0	36
BROUGH, Ryan	1	22	0	22

Punting	No.	Yds	Avg	Long	In20	TB
---------	-----	-----	-----	------	------	----

Punt Returns	No.	Yards	TD	Long
BURTON, Bryan	1	3	0	3

Kick Returns	No.	Yards	TD	Long
--------------	-----	-------	----	------

Tackles	UA-A	Total	Sacks	TFL
WATKINS, Marsha	2-0	2	1.0	1.0
GERTSCH, Sam	1-0	1	0.0	0.0
BATTLESON, Kohl	1-0	1	0.0	0.0
WOLFLEY, Derric	1-0	1	0.0	0.0

Powell

Rushing	No.	Gain	Loss	Net	TD	Lg	Avg
SLEEP, Vince	5	56	0	56	1	28	11.2
HENY, Cory	1	15	0	15	0	15	15.0
LYNCH, Garrett	1	9	0	9	0	9	9.0
CRAGOE, Hayden	1	0	7	-7	0	0	-7.0

Passing	C-A-I	Yds	TD	Long	Sack
CRAGOE, Hayden	1-3-0	32	0	32	1

Receiving	No.	Yards	TD	Long
LYNCH, Garrett	1	32	0	32

Punting	No.	Yds	Avg	Long	In20	TB
SCHWAHN, Dewey	1	44	44.0	44	0	0

Punt Returns	No.	Yards	TD	Long
--------------	-----	-------	----	------

Kick Returns	No.	Yards	TD	Long
HENY, Cory	1	5	0	5

Tackles	UA-A	Total	Sacks	TFL
CRAGOE, Hayden	5-1	6	0.0	0.0
HENY, Cory	3-3	6	0.0	0.0
LUJAN, Anthony	3-2	5	0.0	0.5
OHMAN, Dillon	1-0	1	0.0	0.0

Qtr	Time	Scoring Play	V-H
1st	04:12	PO - SLEEP, Vince 6 yd run (SCHWAHN, Dewey kick blockd), 6-68 2:31	0 - 6

# Play-by-Play Summary (2nd quarter) Star Valley vs Powell (Nov 09, 2012 at Laramie, Wyo.)

2-G PO 09 Start of 2nd quarter, clock 12:00.  
2-G PO 09 HADERLIE, Trace rush for 5 yards to the PO4 (HENY, Cory).  
3-G PO 04 BROUGH, Ryan rush for 3 yards to the PO1 (LUJAN, Anthony).  
4-G PO 01 PENALTY SV illegal shift 5 yards to the PO6.  
4-G PO 06 ANDERSON, Byron field goal attempt from 22 GOOD, clock 11:05.

## Powell 6, Star Valley 3

*13 plays, 64 yards, 5:07*

ANDERSON, Byron kickoff 52 yards to the PO8, out-of-bounds, PO ball on PO35.

POWELL drive start at 11:05.

1-10 PO 35 LYNCH, Garrett rush for 9 yards to the PO44 (ALLERD, Tyler).  
2-1 PO 44 Timeout Star Valley, clock 10:45.  
2-1 PO 44 CRAGOE, Hayden pass complete to LYNCH, Garrett for 11 yards to the SV45, 1ST DOWN PO P6  
(SEMADENI, Jorda).  
1-10 SV 45 SLEEP, Vince rush for 3 yards to the SV42 (WATKINS, Marsha).  
2-7 SV 42 FERRO, Ryan rush for 5 yards to the SV37 (WATKINS, Marsha).  
3-2 SV 37 Timeout Star Valley, clock 09:23.  
3-2 SV 37 CRAGOE, Hayden rush for 3 yards to the SV34, 1ST DOWN PO (NICHOLS, Bryan). R7  
1-10 SV 34 CRAGOE, Hayden sacked for loss of 9 yards to the SV43 (WATKINS, Marsha).  
2-19 SV 43 CRAGOE, Hayden sacked for loss of 2 yards to the SV45 (WATKINS, Marsha).  
3-21 SV 45 CRAGOE, Hayden pass incomplete to HENY, Cory (BURTON, Bryan).  
4-21 SV 45 SCHWAHN, Dewey punt 24 yards to the SV21, downed.

*8 plays, 20 yards, 3:39*

STAR VALLEY drive start at 07:26.

1-10 SV 21 GALLOWAY, Antho rush for 3 yards to the SV24 (LYNCH, Garrett).  
2-7 SV 24 HADERLIE, Trace pass complete to BATTLESAN, Kohl for 8 yards to the SV32, 1ST DOWN SV P7  
(LYNCH, Garrett).  
1-10 SV 32 BROUGH, Ryan rush for 6 yards to the SV38 (PHISTER, Brendo).  
2-4 SV 38 BROUGH, Ryan rush for no gain to the SV38 (LUJAN, Anthony; LYNCH, Garrett).  
3-4 SV 38 HADERLIE, Trace pass complete to GERTSCH, Sam for 8 yards to the SV46, 1ST DOWN SV P8  
(LUJAN, Anthony).  
1-10 SV 46 HADERLIE, Trace rush for 2 yards to the SV48 (OHMAN, Dillon; PHISTER, Brendo).  
2-8 SV 48 BROUGH, Ryan rush for 2 yards to the 50 yardline (STRINGER, Riley).  
3-6 SV 50 PENALTY PO holding 10 yards to the PO40, 1ST DOWN SV. X9  
1-10 PO 40 NICHOLS, Bryan rush for 2 yards to the PO38 (LUJAN, Anthony; SLEEP, Vince).  
2-8 PO 38 Timeout Star Valley, clock 03:23.  
2-8 PO 38 HADERLIE, Trace pass complete to NICHOLS, Bryan for 14 yards to the PO24, 1ST DOWN SV P10  
(WIDDICOMBE, Mat).  
1-10 PO 24 BROUGH, Ryan rush for 5 yards to the PO19 (WIDDICOMBE, Mat).  
2-5 PO 19 HADERLIE, Trace pass complete to ANDERSON, Byron for 10 yards to the PO9, 1ST DOWN SV P11  
(HENY, Cory).  
1-G PO 09 HADERLIE, Trace pass complete to BATTLESAN, Kohl for 4 yards to the PO5 (LUJAN, Anthony; LYNCH, Garrett).  
2-G PO 05 BROUGH, Ryan rush for 4 yards to the PO1 (CRAGOE, Hayden; MICHAEL, Garret).  
3-G PO 01 BROUGH, Ryan rush for 1 yard to the PO0, TOUCHDOWN, clock 00:53.  
1-G PO 02 ANDERSON, Byron kick attempt good.

## Star Valley 10, Powell 6

*14 plays, 79 yards, 6:33*

ANDERSON, Byron kickoff 53 yards to the PO7, out-of-bounds, PO ball on PO35.

POWELL drive start at 00:53.

1-10 PO 35 HENY, Cory rush for 2 yards to the PO37 (NICHOLS, Bryan).  
2-8 PO 37 HENY, Cory rush for 7 yards to the PO44 (GERTSCH, Sam).  
End of half, clock 00:00.

*2 plays, 9 yards, 0:53*

END OF 2nd QUARTER: Star Valley 10, Powell 6

Quarter Summary	Score	Time Poss	1st Downs				Conversions		Rushing	Passing	Penalties
			R	P	X	T	3rd	4th			
Star Valley	10	07:28	0	4	1	5	2-3	0-0	11-33	5-5-0-44	1-5
Powell	0	04:32	1	1	0	2	1-2	0-0	8-18	1-2-0-11	1-10

Quickie Statistics (2nd quarter only)  
Star Valley vs Powell (Nov 09, 2012 at Laramie, Wyo.)

	SV	PO
Score	10	0
FIRST DOWNS	5	2
RUSHES-YARDS (NET)	11-33	8-18
PASSING YDS (NET)	44	11
Passes Att-Comp-Int	5-5-0	2-1-0
TOTAL OFFENSE PLAYS-YARDS	16-77	10-29
Fumble Returns-Yards	0-0	0-0
Punt Returns-Yards	0-0	0-0
Kickoff Returns-Yards	0-0	0-0
Interception Returns-Yards	0-0	0-0
Punts (Number-Avg)	0-0.0	1-24.0
Fumbles-Lost	0-0	0-0
Penalties-Yards	1-5	1-10
Possession Time	07:28	04:32
Third-Down Conversions	2 of 3	1 of 2
Fourth-Down Conversions	0 of 0	0 of 0

Star Valley

Rushing	No.	Gain	Loss	Net	TD	Lg	Avg
BROUGH, Ryan	7	21	0	21	1	6	3.0
HADERLIE, Trace	2	7	0	7	0	5	3.5
GALLOWAY, Antho	1	3	0	3	0	3	3.0
NICHOLS, Bryan	1	2	0	2	0	2	2.0

Passing	C-A-I	Yds	TD	Long	Sack
HADERLIE, Trace	5-5-0	44	0	14	0

Receiving	No.	Yards	TD	Long
BATTLESAN, Kohl	2	12	0	8
NICHOLS, Bryan	1	14	0	14
ANDERSON, Byron	1	10	0	10
GERTSCH, Sam	1	8	0	8

Punting	No.	Yds	Avg	Long	In20	TB
---------	-----	-----	-----	------	------	----

Punt Returns	No.	Yards	TD	Long
--------------	-----	-------	----	------

Kick Returns	No.	Yards	TD	Long
--------------	-----	-------	----	------

Tackles	UA-A	Total	Sacks	TFL
WATKINS, Marsha	4-0	4	2.0	2.0
NICHOLS, Bryan	2-0	2	0.0	0.0
GERTSCH, Sam	1-0	1	0.0	0.0
ALLERD, Tyler	1-0	1	0.0	0.0

Powell

Rushing	No.	Gain	Loss	Net	TD	Lg	Avg
HENY, Cory	2	9	0	9	0	7	4.5
LYNCH, Garrett	1	9	0	9	0	9	9.0
FERRO, Ryan	1	5	0	5	0	5	5.0
SLEEP, Vince	1	3	0	3	0	3	3.0

Passing	C-A-I	Yds	TD	Long	Sack
CRAGOE, Hayden	1-2-0	11	0	11	2

Receiving	No.	Yards	TD	Long
LYNCH, Garrett	1	11	0	11

Punting	No.	Yds	Avg	Long	In20	TB
SCHWAHN, Dewey	1	24	24.0	24	0	0

Punt Returns	No.	Yards	TD	Long
--------------	-----	-------	----	------

Kick Returns	No.	Yards	TD	Long
--------------	-----	-------	----	------

Tackles	UA-A	Total	Sacks	TFL
LUJAN, Anthony	2-3	5	0.0	0.0
LYNCH, Garrett	2-2	4	0.0	0.0
WIDDICOMBE, Ma	2-0	2	0.0	0.0
HENY, Cory	2-0	2	0.0	0.0

Qtr	Time	Scoring Play	V-H
1st	04:12	PO - SLEEP, Vince 6 yd run (SCHWAHN, Dewey kick blockd), 6-68	2:31
2nd	11:05	SV - ANDERSON, Byron 22 yd field goal, 13-64	5:07
	00:53	SV - BROUGH, Ryan 1 yd run (ANDERSON, Byron kick), 14-79	6:33
			10 - 0

# Play-by-Play Summary (3rd quarter)

## Star Valley vs Powell (Nov 09, 2012 at Laramie, Wyo.)

3-1 PO 44		Start of 3rd quarter, clock 12:00. PO ball on PO40. SCHWAHN, Dewey kickoff 42 yards to the SV18, BATTLESON, Kohl return 18 yards to the SV36 (MUNDY, Mike).	
STAR VALLEY drive start at 12:00.			
1-10	SV 36	BROUGH, Ryan rush for 4 yards to the SV40 (LUJAN, Anthony).	
2-6	SV 40	BROUGH, Ryan rush for 3 yards to the SV43 (SLEEP, Vince; LUJAN, Anthony).	
3-3	SV 43	GALLOWAY, Antho rush for 2 yards to the SV45 (OHMAN, Dillon).	
4-1	SV 45	ANDERSON, Byron punt 37 yards to the PO18, downed.	
<i>3 plays, 9 yards, 1:57</i>			
POWELL drive start at 10:03.			
1-10	PO 18	SLEEP, Vince rush for 15 yards to the PO33, 1ST DOWN PO (HUNT, Dillon).	R8
1-10	PO 33	HENY, Cory rush for 47 yards to the SV20, 1ST DOWN PO (ALLERD, Tyler).	R9
1-10	SV 20	SLEEP, Vince rush for 1 yard to the SV19 (SEMADENI, Jorda).	
2-9	SV 19	CRAGOE, Hayden pass intercepted by ALLERD, Tyler at the SV7, ALLERD, Tyler return 7 yards to the SV14 (PHISTER, Brendo).	
<i>4 plays, 63 yards, 1:21</i>			
STAR VALLEY drive start at 08:42.			
1-10	SV 14	HADERLIE, Trace pass complete to GERTSCH, Sam for 51 yards to the PO35, 1ST DOWN SV (LUJAN, Anthony).	P12
1-10	PO 35	HADERLIE, Trace pass intercepted by SLEEP, Vince at the PO28, SLEEP, Vince return 21 yards to the PO49 (BATTLESON, Kohl).	
<i>2 plays, 51 yards, 0:23</i>			
POWELL drive start at 08:19.			
1-10	PO 49	CRAGOE, Hayden pass incomplete to SCHWAHN, Dewey.	
2-10	PO 49	CRAGOE, Hayden rush for 6 yards to the SV45 (ALLERD, Tyler; SEMADENI, Jorda).	
3-4	SV 45	CRAGOE, Hayden pass incomplete to FERRO, Ryan (BROUGH, Ryan).	
4-4	SV 45	LYNCH, Garrett rush for no gain to the SV45 (WOLFLEY, Derric).	
<i>4 plays, 6 yards, 0:53</i>			
STAR VALLEY drive start at 07:26.			
1-10	SV 45	NICHOLS, Bryan rush for 4 yards to the SV49 (WIDDICOMBE, Mat; LUJAN, Anthony).	
2-6	SV 49	PENALTY SV false start 5 yards to the SV44.	
2-11	SV 44	HADERLIE, Trace pass complete to BROUGH, Ryan for loss of 4 yards to the SV40 (FERRO, Ryan).	
3-15	SV 40	HADERLIE, Trace pass complete to BROUGH, Ryan for 2 yards to the SV42 (LYNCH, Garrett).	
4-13	SV 42	ANDERSON, Byron punt 27 yards to the PO31, fair catch by HENY, Cory.	
<i>3 plays, minus 3 yards, 1:45</i>			
POWELL drive start at 05:41.			
1-10	PO 31	HENY, Cory rush for 7 yards to the PO38 (BURTON, Bryan).	
2-3	PO 38	SLEEP, Vince rush for 18 yards to the SV44, 1ST DOWN PO (ALLERD, Tyler).	R10
1-10	SV 44	SLEEP, Vince rush for 5 yards to the SV39 (BROUGH, Ryan; ALLERD, Tyler).	
2-5	SV 39	LYNCH, Garrett rush for 4 yards to the SV35 (TAYLOR, Jake).	
3-1	SV 35	SLEEP, Vince rush for 3 yards to the SV32, 1ST DOWN PO (BURTON, Bryan).	R11
1-10	SV 32	PENALTY PO holding 10 yards to the SV42.	
1-20	SV 42	CRAGOE, Hayden rush for 2 yards to the SV40 (GERTSCH, Sam).	
2-18	SV 40	PENALTY PO personal foul 15 yards to the PO45.	
2-33	PO 45	CRAGOE, Hayden pass incomplete to HENY, Cory (BURTON, Bryan).	
3-33	PO 45	CRAGOE, Hayden rush for 12 yards to the SV43 (BURTON, Bryan).	
4-21	SV 43	SCHWAHN, Dewey punt 43 yards to the SV0, touchback.	
<i>8 plays, 26 yards, 4:10</i>			
STAR VALLEY drive start at 01:31.			
1-10	SV 20	BROUGH, Ryan rush for 2 yards to the SV22 (SLEEP, Vince).	
2-8	SV 22	NICHOLS, Bryan rush for no gain to the SV22 (SLEEP, Vince).	
3-8	SV 22	HADERLIE, Trace pass incomplete to NICHOLS, Bryan.	
4-8	SV 22	ANDERSON, Byron punt 36 yards to the PO42, fair catch by HENY, Cory.	
<i>3 plays, 2 yards, 1:28</i>			
POWELL drive start at 00:03.			
1-10	PO 42	HENY, Cory rush for 4 yards to the PO46 (BROUGH, Ryan).	
END OF 3rd QUARTER: Star Valley 10, Powell 6			

Quarter Summary	Score	Time Poss	1st Downs				Conversions		Rushing	Passing	Penalties
			R	P	X	T	3rd	4th			
Star Valley	0	05:33	0	1	0	1	0-3	0-0	6-15	3-5-1-49	1-5
Powell	0	06:27	4	0	0	4	1-3	0-1	13-124	0-4-1-0	2-25

Quickie Statistics (3rd quarter only)  
Star Valley vs Powell (Nov 09, 2012 at Laramie, Wyo.)

	SV	PO
Score	0	0
FIRST DOWNS	1	4
RUSHES-YARDS (NET)	6-15	13-124
PASSING YDS (NET)	49	0
Passes Att-Comp-Int	5-3-1	4-0-1
TOTAL OFFENSE PLAYS-YARDS	11-64	17-124
Fumble Returns-Yards	0-0	0-0
Punt Returns-Yards	0-0	0-0
Kickoff Returns-Yards	1-18	0-0
Interception Returns-Yards	1-7	1-21
Punts (Number-Avg)	3-33.3	1-43.0
Fumbles-Lost	0-0	0-0
Penalties-Yards	1-5	2-25
Possession Time	05:33	06:27
Third-Down Conversions	0 of 3	1 of 3
Fourth-Down Conversions	0 of 0	0 of 1

Star Valley

Rushing	No.	Gain	Loss	Net	TD	Lg	Avg
BROUGH, Ryan	3	9	0	9	0	4	3.0
NICHOLS, Bryan	2	4	0	4	0	4	2.0
GALLOWAY, Antho	1	2	0	2	0	2	2.0

Passing	C-A-I	Yds	TD	Long	Sack
HADERLIE, Trace	3-5-1	49	0	51	0

Receiving	No.	Yards	TD	Long
BROUGH, Ryan	2	-2	0	2
GERTSCH, Sam	1	51	0	51

Punting	No.	Yds	Avg	Long	In20	TB
ANDERSON, Byron	3	100	33.3	37	1	0

Punt Returns	No.	Yards	TD	Long
--------------	-----	-------	----	------

Kick Returns	No.	Yards	TD	Long
BATTLESON, Kohl	1	18	0	18

Tackles	UA-A	Total	Sacks	TFL
ALLERD, Tyler	2-2	4	0.0	0.0
BURTON, Bryan	3-0	3	0.0	0.0
BROUGH, Ryan	1-1	2	0.0	0.0
SEMADENI, Jorda	1-1	2	0.0	0.0

Powell

Rushing	No.	Gain	Loss	Net	TD	Lg	Avg
HENY, Cory	3	58	0	58	0	47	19.3
SLEEP, Vince	5	42	0	42	0	18	8.4
CRAGOE, Hayden	3	20	0	20	0	12	6.7
LYNCH, Garrett	2	4	0	4	0	4	2.0

Passing	C-A-I	Yds	TD	Long	Sack
CRAGOE, Hayden	0-4-1	0	0	0	0

Receiving	No.	Yards	TD	Long
-----------	-----	-------	----	------

Punting	No.	Yds	Avg	Long	In20	TB
SCHWAHN, Dewey	1	43	43.0	43	0	1

Punt Returns	No.	Yards	TD	Long
--------------	-----	-------	----	------

Kick Returns	No.	Yards	TD	Long
--------------	-----	-------	----	------

Tackles	UA-A	Total	Sacks	TFL
LUJAN, Anthony	2-2	4	0.0	0.0
SLEEP, Vince	2-1	3	0.0	0.0
MUNDY, Mike	1-0	1	0.0	0.0
OHMAN, Dillon	1-0	1	0.0	0.0

Qtr	Time	Scoring Play	V-H
1st	04:12	PO - SLEEP, Vince 6 yd run (SCHWAHN, Dewey kick blockd), 6-68 2:31	0 - 6
2nd	11:05	SV - ANDERSON, Byron 22 yd field goal, 13-64 5:07	3 - 6
	00:53	SV - BROUGH, Ryan 1 yd run (ANDERSON, Byron kick), 14-79 6:33	10 - 6

# Play-by-Play Summary (4th quarter)

## Star Valley vs Powell (Nov 09, 2012 at Laramie, Wyo.)

2-6 PO 46 Start of 4th quarter, clock 12:00.  
 2-6 PO 46 SLEEP, Vince rush for 5 yards to the SV49 (GERTSCH, Sam; WOLFLEY, Derric).  
 3-1 SV 49 PENALTY PO illegal shift 5 yards to the PO46.  
 3-6 PO 46 CRAGOE, Hayden pass incomplete to PHISTER, Brendo (ALLERD, Tyler).  
 4-6 PO 46 SCHWAHN, Dewey punt 52 yards to the SV2, downed.

*3 plays, 4 yards, 1:21*

STAR VALLEY drive start at 10:42.

1-10 SV 02 BROUGH, Ryan rush for 3 yards to the SV5 (STRINGER, Riley; LUJAN, Anthony).  
 2-7 SV 05 GALLOWAY, Antho rush for 3 yards to the SV8 (STRINGER, Riley).  
 3-4 SV 08 BROUGH, Ryan rush for 2 yards to the SV10 (STRINGER, Riley; SLEEP, Vince).  
 4-2 SV 10 ANDERSON, Byron punt 46 yards to the PO44, HENY, Cory return 13 yards to the SV43 (PALMER, Trevor).

*3 plays, 8 yards, 2:04*

POWELL drive start at 08:38.

1-10 SV 43 SLEEP, Vince rush for 4 yards to the SV39 (GERTSCH, Sam).  
 2-6 SV 39 LYNCH, Garrett rush for 4 yards to the SV35 (SEMADENI, Jorda).  
 3-2 SV 35 SLEEP, Vince rush for 4 yards to the SV31, 1ST DOWN PO (TAYLOR, Jake). R12  
 1-10 SV 31 PENALTY SV face mask 5 yards to the SV26.  
 1-5 SV 26 SLEEP, Vince rush for 7 yards to the SV19, 1ST DOWN PO (ALLERD, Tyler; GERTSCH, Sam). R13  
 1-10 SV 19 SLEEP, Vince rush for 8 yards to the SV11 (BATTLESAN, Kohl).  
 2-2 SV 11 LYNCH, Garrett rush for 2 yards to the SV9, 1ST DOWN PO (WOLFLEY, Derric; BROUGH, Ryan). R14  
 1-G SV 09 CRAGOE, Hayden pass complete to SCHWAHN, Dewey for 9 yards to the SV0, TOUCHDOWN, clock 05:35.  
 1-G SV 02 SCHWAHN, Dewey kick attempt good.

Powell 13, Star Valley 10

1-G PO 40 PENALTY PO unsportsmanlike conduct 15 yards to the PO25.  
*7 plays, 43 yards, 3:03*  
 SCHWAHN, Dewey kickoff 48 yards to the SV27, HUNT, Dillon return 14 yards to the SV41 (HENY, Cory).

STAR VALLEY drive start at 05:35.

1-10 SV 41 BURTON, Bryan rush for 4 yards to the SV45 (PHISTER, Brendo).  
 2-6 SV 45 PENALTY SV false start 5 yards to the SV40.  
 2-11 SV 40 HADERLIE, Trace pass incomplete to NICHOLS, Bryan (CRAGOE, Hayden).  
 3-11 SV 40 HADERLIE, Trace pass complete to GERTSCH, Sam for 9 yards to the SV49 (LUJAN, Anthony).  
 4-2 SV 49 Timeout Star Valley, clock 04:07.  
 4-2 SV 49 HADERLIE, Trace pass intercepted by HENY, Cory at the PO34, HENY, Cory return 2 yards to the PO36 (BATTLESAN, Kohl).

*4 plays, 8 yards, 1:37*

POWELL drive start at 03:58.

1-10 PO 36 SLEEP, Vince rush for 3 yards to the PO39 (SEMADENI, Jorda; WATKINS, Marsha).  
 2-7 PO 39 LYNCH, Garrett rush for 2 yards to the PO41 (SEMADENI, Jorda; WATKINS, Marsha).  
 3-5 PO 41 SLEEP, Vince rush for loss of 1 yard to the PO40 (BROUGH, Ryan).  
 4-6 PO 40 Timeout Star Valley, clock 02:32.  
 4-6 PO 40 SCHWAHN, Dewey punt 56 yards to the SV4, downed.

*3 plays, 4 yards, 1:37*

STAR VALLEY drive start at 02:21.

1-10 SV 04 HADERLIE, Trace pass complete to BROUGH, Ryan for 10 yards to the SV14, 1ST DOWN SV P13  
 (HENY, Cory; SLEEP, Vince).  
 1-10 SV 14 HADERLIE, Trace pass incomplete to BROUGH, Ryan.  
 2-10 SV 14 HADERLIE, Trace pass incomplete to ANDERSON, Byron.  
 3-10 SV 14 PENALTY SV false start 5 yards to the SV9.  
 3-15 SV 09 Timeout Powell, clock 02:03.  
 3-15 SV 09 HADERLIE, Trace pass complete to GERTSCH, Sam for 5 yards to the SV14 (CRAGOE, Hayden).  
 4-10 SV 14 HADERLIE, Trace pass incomplete to ALLERD, Tyler.

*5 plays, 10 yards, 1:05*

POWELL drive start at 01:16.

1-10 SV 14 TEAM rush for loss of 2 yards to the SV16.  
 2-12 SV 16 TEAM rush for loss of 2 yards to the SV18.  
 End of game, clock 00:00.

*2 plays, minus 4 yards, 1:16*

FINAL SCORE: Powell 13, Star Valley 10

Quarter Summary	Score	Time Poss	1st Downs				Conversions		Rushing	Passing	Penalties
			R	P	X	T	3rd	4th			
Star Valley	0	04:46	0	1	0	1	0-3	0-2	4-12	3-8-1-24	3-15
Powell	7	07:14	3	0	0	3	1-3	0-0	12-34	1-2-0-9	2-20

Quickie Statistics (4th quarter only)  
Star Valley vs Powell (Nov 09, 2012 at Laramie, Wyo.)

	SV	PO
Score	0	7
FIRST DOWNS	1	3
RUSHES-YARDS (NET)	4-12	12-34
PASSING YDS (NET)	24	9
Passes Att-Comp-Int	8-3-1	2-1-0
TOTAL OFFENSE PLAYS-YARDS	12-36	14-43
Fumble Returns-Yards	0-0	0-0
Punt Returns-Yards	0-0	1-13
Kickoff Returns-Yards	1-14	0-0
Interception Returns-Yards	0-0	1-2
Punts (Number-Avg)	1-46.0	2-54.0
Fumbles-Lost	0-0	0-0
Penalties-Yards	3-15	2-20
Possession Time	04:46	07:14
Third-Down Conversions	0 of 3	1 of 3
Fourth-Down Conversions	0 of 2	0 of 0

Star Valley

Rushing	No.	Gain	Loss	Net	TD	Lg	Avg
BROUGH, Ryan	2	5	0	5	0	3	2.5
BURTON, Bryan	1	4	0	4	0	4	4.0
GALLOWAY, Antho	1	3	0	3	0	3	3.0

Passing	C-A-I	Yds	TD	Long	Sack
HADERLIE, Trace	3-8-1	24	0	10	0

Receiving	No.	Yards	TD	Long
GERTSCH, Sam	2	14	0	9
BROUGH, Ryan	1	10	0	10

Punting	No.	Yds	Avg	Long	In20	TB
ANDERSON, Byron	1	46	46.0	46	0	0

Punt Returns	No.	Yards	TD	Long
--------------	-----	-------	----	------

Kick Returns	No.	Yards	TD	Long
HUNT, Dillon	1	14	0	14

Tackles	UA-A	Total	Sacks	TFL
GERTSCH, Sam	1-2	3	0.0	0.0
SEMADENI, Jorda	1-2	3	0.0	0.0
BATTLESON, Kohl	2-0	2	0.0	0.0
BROUGH, Ryan	1-1	2	0.0	1.0

Powell

Rushing	No.	Gain	Loss	Net	TD	Lg	Avg
SLEEP, Vince	7	31	1	30	0	8	4.3
LYNCH, Garrett	3	8	0	8	0	4	2.7
TEAM	2	0	4	-4	0	0	-2.0

Passing	C-A-I	Yds	TD	Long	Sack
CRAGOE, Hayden	1-2-0	9	1	9	0

Receiving	No.	Yards	TD	Long
SCHWAHN, Dewey	1	9	1	9

Punting	No.	Yds	Avg	Long	In20	TB
SCHWAHN, Dewey	2	108	54.0	56	2	0

Punt Returns	No.	Yards	TD	Long
HENY, Cory	1	13	0	13

Kick Returns	No.	Yards	TD	Long
--------------	-----	-------	----	------

Tackles	UA-A	Total	Sacks	TFL
STRINGER, Riley	1-2	3	0.0	0.0
HENY, Cory	1-1	2	0.0	0.0
LUJAN, Anthony	1-1	2	0.0	0.0
SLEEP, Vince	0-2	2	0.0	0.0

Qtr	Time	Scoring Play	V-H
1st	04:12	PO - SLEEP, Vince 6 yd run (SCHWAHN, Dewey kick blockd), 6-68 2:31	0 - 6
2nd	11:05	SV - ANDERSON, Byron 22 yd field goal, 13-64 5:07	3 - 6
	00:53	SV - BROUGH, Ryan 1 yd run (ANDERSON, Byron kick), 14-79 6:33	10 - 6
4th	05:35	PO - SCHWAHN, Dewey 9 yd pass from CRAGOE, Hayden (SCHWAHN, Dewey kick), 7-43 3:03	0 - 7



## 2012 State 4A Football Championship Bracket



### #1 - Natrona County (54)

10/26-6pm (1)  
Casper

Natrona County (30)

### #8 - Rock Springs (7)

11/2-7pm

Casper

(5)

Natrona County (35)

### #5 - Cheyenne Central (6)

10/26-5pm (2)  
Cheyenne East

Cheyenne East (0)

### #4 - Cheyenne East (45)

4pm - 11/10/12

UW Stadium

(7)

Natrona County

### #3 - Sheridan (35)

10/26-7pm (3)  
Sheridan

Sheridan (16)

### #6 - Kelly Walsh (14)

11/2-7pm

Gillette

(6)

Campbell County (7)

### #7 - Evanston (16)

10/26-7pm (4)  
Gillette

Campbell County (35)

### #2 - Campbell County (42)

**1st Place:**      **Natrona County**

**2nd Place:**      **Campbell County**



**Scoring Summary (Final)**  
**The Automated ScoreBook**  
**Campbell County vs Natrona County (Nov 10, 2012 at Laramie, Wyo.)**

Campbell County (10-1) vs. Natrona County (11-0)

Date: Nov 10, 2012 • Site: Laramie, Wyo. • Stadium: War Memorial Stadium

Attendance:

<b>Score by Quarters</b>	<b>1</b>	<b>2</b>	<b>3</b>	<b>4</b>	<b>Total</b>
Campbell County	0	0	0	7	<b>7</b>
Natrona County	7	7	7	14	<b>35</b>

<b>Qtr</b>	<b>Time</b>	<b>Scoring Play</b>	<b>V-H</b>
1st	06:27	NC - COOPER, Isaac 6 yd run (WILSON, Logan kick), 4-50 1:27	0 - 7
2nd	10:01	NC - BIGGS, Brecken 7 yd run (WILSON, Logan kick), 13-92 5:17	0 - 14
3rd	06:03	NC - MYLER, Thomas 27 yd run (WILSON, Logan kick), 3-12 0:55	0 - 21
4th	06:13	NC - FLANIGAN, Josh 4 yd run (WILSON, Logan kick), 8-40 4:25	0 - 28
	02:39	NC - FLANIGAN, Josh 5 yd run (WILSON, Logan kick), 5-26 2:39	0 - 35
	00:08	CC - FORT, Austin 36 yd run (PHILLIPS, Natha kick), 8-89 2:31	7 - 35

Kickoff time: 4 p.m. • End of Game: • Total elapsed time: -

Officials:

Temperature: • Wind: • Weather:

**Team Statistics (Final)**  
**The Automated ScoreBook**  
**Campbell County vs Natrona County (Nov 10, 2012 at Laramie, Wyo.)**

	CC	NC
<b>FIRST DOWNS</b>	10	20
Rushing	6	16
Passing	1	1
Penalty	3	3
<b>NET YARDS RUSHING</b>	121	326
Rushing Attempts	27	60
Average Per Rush	4.5	5.4
Rushing Touchdowns	1	5
Yards Gained Rushing	140	340
Yards Lost Rushing	19	14
<b>NET YARDS PASSING</b>	41	49
Completions-Attempts-Int	7-33-1	4-6-0
Average Per Attempt	1.2	8.2
Average Per Completion	5.9	12.2
Passing Touchdowns	0	0
<b>TOTAL OFFENSE YARDS</b>	162	375
Total offense plays	60	66
Average Gain Per Play	2.7	5.7
Fumbles: Number-Lost	1-0	2-2
Penalties: Number-Yards	6-45	11-106
PUNTS-YARDS	7-240	3-149
Average Yards Per Punt	34.3	49.7
Net Yards Per Punt	32.9	43.0
Inside 20	0	1
50+ Yards	0	2
Touchbacks	0	1
Fair catch	0	1
KICKOFFS-YARDS	2-69	6-325
Average Yards Per Kickoff	34.5	54.2
Net Yards Per Kickoff	30.5	43.2
Touchbacks	0	1
Punt returns: Number-Yards-TD	0-0-0	2-10-0
Average Per Return	0.0	5.0
Kickoff returns: Number-Yds-TD	4-46-0	1-8-0
Average Per Return	11.5	8.0
Interceptions: Number-Yds-TD	0-0-0	1-39-0
Fumble Returns: Number-Yds-TD	0-0-0	0-0-0
Miscellaneous Yards	0	0
Possession Time	17:07	30:53
1st Quarter	3:59	8:01
2nd Quarter	3:37	8:23
3rd Quarter	5:43	6:17
4th Quarter	3:48	8:12
Third-Down Conversions	2 of 15	4 of 12
Fourth-Down Conversions	0 of 4	2 of 3
Red-Zone Scores-Chances	0-1	5-7
Touchdowns	0-1	5-7
Field goals	0-1	0-7
Sacks By: Number-Yards	1-6	2-6
PAT Kicks	1-1	5-5
Field Goals	0-0	0-2

**Individual Statistics (Final)**  
**The Automated ScoreBook**  
**Campbell County vs Natrona County (Nov 10, 2012 at Laramie, Wyo.)**

**Campbell County**

<b>Rushing</b>	<b>No.</b>	<b>Gain</b>	<b>Loss</b>	<b>Net</b>	<b>TD</b>	<b>Lg</b>	<b>Avg</b>
FORT, Austin	13	79	11	68	1	36	5.2
BIGELOW, Taylor	11	42	8	34	0	11	3.1
BROWN, Isaac	2	17	0	17	0	14	8.5
AIPPERSPACH, Ti	1	2	0	2	0	2	2.0
<b>Totals</b>	<b>27</b>	<b>140</b>	<b>19</b>	<b>121</b>	<b>1</b>	<b>36</b>	<b>4.5</b>

<b>Passing</b>	<b>C-A-I</b>	<b>Yds</b>	<b>TD</b>	<b>Long</b>	<b>Sack</b>
FORT, Austin	7-33-1	41	0	13	2
<b>Totals</b>	<b>7-33-1</b>	<b>41</b>	<b>0</b>	<b>13</b>	<b>2</b>

<b>Receiving</b>	<b>No.</b>	<b>Yards</b>	<b>TD</b>	<b>Long</b>
BIGELOW, Taylor	3	25	0	13
KELLEY, Cody	2	12	0	8
FISCHER, Dani	1	5	0	5
ADAMS, Kris	1	-1	0	0
<b>Totals</b>	<b>7</b>	<b>41</b>	<b>0</b>	<b>13</b>

<b>Punting</b>	<b>No.</b>	<b>Yds</b>	<b>Avg</b>	<b>Long</b>	<b>In20</b>	<b>TB</b>
ADAMS, Kris	7	240	34.3	46	0	0
<b>Totals</b>	<b>7</b>	<b>240</b>	<b>34.3</b>	<b>46</b>	<b>0</b>	<b>0</b>

<b>Returns</b>	<b>Punt</b>			<b>Kickoff</b>			<b>Intercept</b>		
	<b>No</b>	<b>Yds</b>	<b>Lg</b>	<b>No</b>	<b>Yds</b>	<b>Lg</b>	<b>No</b>	<b>Yds</b>	<b>Lg</b>
FISCHER, Dani	0	0	0	2	30	17	0	0	0
ERISMAN, Dustin	0	0	0	2	16	13	0	0	0
<b>Totals</b>	<b>0</b>	<b>0</b>	<b>0</b>	<b>4</b>	<b>46</b>	<b>17</b>	<b>0</b>	<b>0</b>	<b>0</b>

<b>Field goals</b>	<b>Qtr</b>	<b>Time</b>	<b>Dist</b>	<b>Result</b>
--------------------	------------	-------------	-------------	---------------

<b>Kickoffs</b>	<b>No.</b>	<b>Yards</b>	<b>Avg</b>	<b>TB</b>	<b>OB</b>
HAYS, Andrew	2	69	34.5	0	0

<b>All-purpose</b>	<b>Run</b>	<b>Rcv</b>	<b>KR</b>	<b>PR</b>	<b>IR</b>	<b>Total</b>
FORT, Austin	68	0	0	0	0	68
BIGELOW, Taylor	34	25	0	0	0	59
FISCHER, Dani	0	5	30	0	0	35
BROWN, Isaac	17	0	0	0	0	17

**Natrona County**

<b>Rushing</b>	<b>No.</b>	<b>Gain</b>	<b>Loss</b>	<b>Net</b>	<b>TD</b>	<b>Lg</b>	<b>Avg</b>
MYLER, Thomas	25	184	0	184	1	27	7.4
FLANIGAN, Josh	17	96	2	94	2	37	5.5
BIGGS, Brecken	15	46	11	35	1	14	2.3
WILSON, Logan	1	8	0	8	0	8	8.0
COOPER, Isaac	1	6	0	6	1	6	6.0
TEAM	1	0	1	-1	0	0	-1.0
<b>Totals</b>	<b>60</b>	<b>340</b>	<b>14</b>	<b>326</b>	<b>5</b>	<b>37</b>	<b>5.4</b>

<b>Passing</b>	<b>C-A-I</b>	<b>Yds</b>	<b>TD</b>	<b>Long</b>	<b>Sack</b>
BIGGS, Brecken	4-6-0	49	0	39	1
<b>Totals</b>	<b>4-6-0</b>	<b>49</b>	<b>0</b>	<b>39</b>	<b>1</b>

<b>Receiving</b>	<b>No.</b>	<b>Yards</b>	<b>TD</b>	<b>Long</b>
FLANIGAN, Josh	2	8	0	3
SHELLENBERGER,	1	39	0	39
DALEN, Brady	1	2	0	2
<b>Totals</b>	<b>4</b>	<b>49</b>	<b>0</b>	<b>39</b>

<b>Punting</b>	<b>No.</b>	<b>Yds</b>	<b>Avg</b>	<b>Long</b>	<b>In20</b>	<b>TB</b>
FLANIGAN, Josh	3	149	49.7	54	1	1
<b>Totals</b>	<b>3</b>	<b>149</b>	<b>49.7</b>	<b>54</b>	<b>1</b>	<b>1</b>

<b>Returns</b>	<b>Punt</b>			<b>Kickoff</b>			<b>Intercept</b>		
	<b>No</b>	<b>Yds</b>	<b>Lg</b>	<b>No</b>	<b>Yds</b>	<b>Lg</b>	<b>No</b>	<b>Yds</b>	<b>Lg</b>
FLANIGAN, Josh	1	1	0	0	0	0	1	39	39
BIGGS, Brecken	1	9	9	0	0	0	0	0	0
GILLIS, Brad	0	0	0	1	8	8	0	0	0
<b>Totals</b>	<b>2</b>	<b>10</b>	<b>9</b>	<b>1</b>	<b>8</b>	<b>8</b>	<b>1</b>	<b>39</b>	<b>39</b>

<b>Field goals</b>	<b>Qtr</b>	<b>Time</b>	<b>Dist</b>	<b>Result</b>
WILSON, Logan	2nd	02:00	50 yards	Missed
WILSON, Logan	2nd	00:00	49 yards	Missed

<b>Kickoffs</b>	<b>No.</b>	<b>Yards</b>	<b>Avg</b>	<b>TB</b>	<b>OB</b>
PIEPER, Ben	6	325	54.2	1	1

<b>All-purpose</b>	<b>Run</b>	<b>Rcv</b>	<b>KR</b>	<b>PR</b>	<b>IR</b>	<b>Total</b>
MYLER, Thomas	184	0	0	0	0	184
FLANIGAN, Josh	94	8	0	1	39	142
BIGGS, Brecken	35	0	0	9	0	44
SHELLENBERGER,	0	39	0	0	0	39

FUMBLES: Campbell County-BIGELOW, Taylor 1-0. Natrona County-FLANIGAN, Josh 2-2.

**Defensive Statistics (Final)**  
**The Automated ScoreBook**  
**Campbell County vs Natrona County (Nov 10, 2012 at Laramie, Wyo.)**

#	Campbell County	Solo	Ast	Total	Sacks-Yds	TFL-Yds	FF	FR-Yds	Int-Yds	BrUp	Blks	QBH
8	PETTY, Cole	4	10	14	-	-	-	1-0	-	-	-	-
36	WILLIAMS, Billy	4	9	13	-	1.0-1	-	-	-	-	-	-
33	BIGELOW, Taylor	6	5	11	-	-	-	-	-	-	-	-
65	TOLZIEN, Zach	5	6	11	-	1.0-2	-	-	-	1	-	-
19	FISCHER, Dani	2	6	8	-	-	-	-	-	-	-	-
9	ADAMS, Kris	4	2	6	-	-	-	-	-	-	-	-
12	FISCHER, Jordan	2	4	6	-	-	-	-	-	-	-	-
64	BERKEY, Justin	3	1	4	-	0.5-2	1	-	-	-	-	-
81	ALM, Stephen	1	3	4	1.0-6	1.0-6	-	-	-	-	-	-
1	FOGLE, Matt	2	1	3	-	-	-	-	-	-	-	-
69	JACOB, Jace	0	3	3	-	-	-	-	-	-	-	-
88	SCALZO, Jasen	1	0	1	-	-	-	-	-	-	-	-
72	BAUDER, Paden	1	0	1	-	-	-	-	-	-	-	-
5	KELLEY, Cody	0	1	1	-	0.5-2	-	-	-	-	-	-
35	DEIMLING, Dillo	0	1	1	-	-	-	-	-	-	-	-
4	ZIGRAY, Austin	0	0	0	-	-	-	1-0	-	-	-	-
Totals		35	52	87	1.0-6	4.0-13	1	2-0	0-0	1	0	0

#	Natrona County	Solo	Ast	Total	Sacks-Yds	TFL-Yds	FF	FR-Yds	Int-Yds	BrUp	Blks	QBH
33	REESE, Dan	5	8	13	1.0-5	1.5-6	-	-	-	2	-	-
15	GILLIS, Brad	3	4	7	-	-	-	-	-	1	-	-
62	LENSERT, Greg	0	5	5	-	0.5-1	-	-	-	-	-	-
20	COOPER, Isaac	2	2	4	-	-	-	-	-	-	-	-
4	BIGGS, Brecken	2	1	3	-	1.0-1	-	-	-	1	-	-
65	BENTLEY, Colter	1	2	3	-	-	-	-	-	-	-	-
64	TRUE, Connor	1	2	3	1.0-1	1.0-1	-	-	-	-	-	-
34	MYLER, Thomas	1	2	3	-	0.5-1	-	-	-	-	-	-
23	DUCELLO, Austin	1	1	2	-	-	-	-	-	1	-	-
57	BRITTON, Adam	0	2	2	-	0.5-1	-	-	-	-	-	-
71	BRYAN, Taven	0	2	2	-	-	-	-	-	-	-	-
44	PIEPER, Ben	0	2	2	-	1.0-3	-	-	-	-	-	-
50	LOGAN, Andrew	0	2	2	-	-	-	-	-	-	-	-
17	FLANIGAN, Josh	1	0	1	-	-	-	-	1-39	3	-	-
84	HEGGLUND, Blake	0	1	1	-	-	-	-	-	-	-	-
Totals		17	36	53	2.0-6	6.0-14	0	0-0	1-39	8	0	0

**Drive Chart (By Team) (Final)**  
**The Automated ScoreBook**  
**Campbell County vs Natrona County (Nov 10, 2012 at Laramie, Wyo.)**

Team	Qtr	Drive Started			Drive Ended			Consumed	
		Spot	Time	Obtained	Spot	Time	How lost	PI - Yds	TOP
CC	1st	C17	08:44	Punt	C18	07:54	Punt	3 - 1	0:50
CC		C20	06:27	Kickoff	C31	05:04	Punt	6 - 11	1:23
CC		N24	05:04	Fumble	N08	03:18	Downs	6 - 16	1:46
CC	2nd	C35	10:01	Kickoff	C30	09:06	Punt	3 - (5)	0:55
CC		C11	06:12	Fumble	C21	04:57	Punt	4 - 10	1:15
CC		C20	02:00	Missed FG	C42	00:33	Downs	7 - 22	1:27
CC		C20	00:00	Missed FG	C20	00:00	End of half	0 - 0	0:00
CC	3rd	C08	12:00	Kickoff	C42	09:17	Punt	6 - 34	2:43
CC		C30	07:48	Punt	C32	06:58	Interception	3 - 2	0:50
CC		C20	06:03	Kickoff	C26	04:58	Punt	3 - 6	1:05
CC		C20	03:04	Punt	C22	01:59	Punt	3 - 2	1:05
CC	4th	C38	11:00	Downs	C40	10:38	Downs	4 - 2	0:22
CC		C24	06:13	Kickoff	C26	05:18	Downs	4 - 2	0:55
CC		C11	02:39	Kickoff	N00	00:08	*TOUCHDOWN	8 - 89	2:31

<b>Campbell County</b>	<b>1st Qtr</b>	<b>2nd Qtr</b>	<b>3rd Qtr</b>	<b>4th Qtr</b>	<b>1st Half</b>	<b>2nd Half</b>	<b>Total</b>
Time of possession	03:59	03:37	05:43	03:48	07:36	09:31	17:07
3rd down conversions	1-4	0-4	0-4	1-3	1-8	1-7	2-15
Average field position	C37	C22	C19	C24	C29	C21	C25
4th down conversions	0-1	0-1	0-0	0-2	0-2	0-2	0-4

Team	Qtr	Drive Started			Drive Ended			Consumed	
		Spot	Time	Obtained	Spot	Time	How lost	PI - Yds	TOP
NC	1st	N11	12:00	Kickoff	N31	08:44	Punt	6 - 20	3:16
NC		N50	07:54	Punt	C00	06:27	*TOUCHDOWN	4 - 50	1:27
NC		N23	00:00	Punt	N24	05:04	Fumble	0 - 1	0:00
NC		N08	03:18	Downs	C00	10:01	*TOUCHDOWN	13 - 92	5:17
NC	2nd	N40	09:06	Punt	C11	06:12	Fumble	6 - 49	2:54
NC		C49	04:57	Punt	C33	02:00	Missed FG	6 - 16	2:57
NC		C42	00:33	Downs	C32	00:00	Missed FG	4 - 10	0:33
NC	3rd	N21	09:17	Punt	N27	07:48	Punt	3 - 6	1:29
NC		C12	06:58	Interception	C00	06:03	*TOUCHDOWN	3 - 12	0:55
NC		N39	04:58	Punt	N46	03:04	Punt	3 - 7	1:54
NC		N45	01:59	Punt	C38	11:00	Downs	6 - 17	2:59
NC	4th	C40	10:38	Downs	C00	06:13	*TOUCHDOWN	8 - 40	4:25
NC		C26	05:18	Downs	C00	02:39	*TOUCHDOWN	5 - 26	2:39
NC		N48	00:08	Kickoff	N47	00:00	End of half	1 - (1)	0:08

<b>Natrona County</b>	<b>1st Qtr</b>	<b>2nd Qtr</b>	<b>3rd Qtr</b>	<b>4th Qtr</b>	<b>1st Half</b>	<b>2nd Half</b>	<b>Total</b>
Time of possession	08:01	08:23	06:17	08:12	16:24	14:29	30:53
3rd down conversions	2-4	0-2	0-2	2-4	2-6	2-6	4-12
Average field position	N23	N49	N48	C40	N36	C47	N45
4th down conversions	0-0	1-1	0-0	1-2	1-1	1-2	2-3

**Drive Chart (By Quarter) (Final)**  
**The Automated ScoreBook**  
**Campbell County vs Natrona County (Nov 10, 2012 at Laramie, Wyo.)**

Team	Qtr	Drive Started			Drive Ended			Consumed	
		Spot	Time	Obtained	Spot	Time	How lost	PI - Yds	TOP
NC	1st	N11	12:00	Kickoff	N31	08:44	Punt	6 - 20	3:16
CC		C17	08:44	Punt	C18	07:54	Punt	3 - 1	0:50
NC		N50	07:54	Punt	C00	06:27	*TOUCHDOWN	4 - 50	1:27
CC		C20	06:27	Kickoff	C31	05:04	Punt	6 - 11	1:23
NC		N23	00:00	Punt	N24	05:04	Fumble	0 - 1	0:00
CC		N24	05:04	Fumble	N08	03:18	Downs	6 - 16	1:46
NC		N08	03:18	Downs	C00	10:01	*TOUCHDOWN	13 - 92	5:17
CC		C35	10:01	Kickoff	C30	09:06	Punt	3 - (5)	0:55
NC	2nd	N40	09:06	Punt	C11	06:12	Fumble	6 - 49	2:54
CC		C11	06:12	Fumble	C21	04:57	Punt	4 - 10	1:15
NC		C49	04:57	Punt	C33	02:00	Missed FG	6 - 16	2:57
CC		C20	02:00	Missed FG	C42	00:33	Downs	7 - 22	1:27
NC		C42	00:33	Downs	C32	00:00	Missed FG	4 - 10	0:33
CC		C20	00:00	Missed FG	C20	00:00	End of half	0 - 0	0:00
CC		C08	12:00	Kickoff	C42	09:17	Punt	6 - 34	2:43
NC		N21	09:17	Punt	N27	07:48	Punt	3 - 6	1:29
CC	3rd	C30	07:48	Punt	C32	06:58	Interception	3 - 2	0:50
NC		C12	06:58	Interception	C00	06:03	*TOUCHDOWN	3 - 12	0:55
CC		C20	06:03	Kickoff	C26	04:58	Punt	3 - 6	1:05
NC		N39	04:58	Punt	N46	03:04	Punt	3 - 7	1:54
CC		C20	03:04	Punt	C22	01:59	Punt	3 - 2	1:05
NC		N45	01:59	Punt	C38	11:00	Downs	6 - 17	2:59
CC		C38	11:00	Downs	C40	10:38	Downs	4 - 2	0:22
NC		C40	10:38	Downs	C00	06:13	*TOUCHDOWN	8 - 40	4:25
CC	4th	C24	06:13	Kickoff	C26	05:18	Downs	4 - 2	0:55
NC		C26	05:18	Downs	C00	02:39	*TOUCHDOWN	5 - 26	2:39
CC		C11	02:39	Kickoff	N00	00:08	*TOUCHDOWN	8 - 89	2:31
NC		N48	00:08	Kickoff	N47	00:00	End of half	1 - (1)	0:08

# Quickie Statistics (Final)

## Campbell County vs Natrona County (Nov 10, 2012 at Laramie, Wyo.)

	CC	NC
Score	7	35
<b>FIRST DOWNS</b>	10	20
<b>RUSHES-YARDS (NET)</b>	27-121	60-326
<b>PASSING YDS (NET)</b>	41	49
Passes Att-Comp-Int	33-7-1	6-4-0
<b>TOTAL OFFENSE PLAYS-YARDS</b>	60-162	66-375
Fumble Returns-Yards	0-0	0-0
Punt Returns-Yards	0-0	2-10
Kickoff Returns-Yards	4-46	1-8
Interception Returns-Yards	0-0	1-39
Punts (Number-Avg)	7-34.3	3-49.7
Fumbles-Lost	1-0	2-2
Penalties-Yards	6-45	11-106
Possession Time	17:07	30:53
Third-Down Conversions	2 of 15	4 of 12
Fourth-Down Conversions	0 of 4	2 of 3
Red-Zone Scores-Chances	0-1	5-7

### Campbell County

<b>Rushing</b>	No.	Gain	Loss	Net	TD	Lg	Avg
FORT, Austin	13	79	11	68	1	36	5.2
BIGELOW, Taylor	11	42	8	34	0	11	3.1
BROWN, Isaac	2	17	0	17	0	14	8.5
AIPPERSPACH, Ti	1	2	0	2	0	2	2.0

<b>Passing</b>	C-A-I	Yds	TD	Long	Sack
FORT, Austin	7-33-1	41	0	13	2

<b>Receiving</b>	No.	Yards	TD	Long
BIGELOW, Taylor	3	25	0	13
KELLEY, Cody	2	12	0	8
FISCHER, Dani	1	5	0	5
ADAMS, Kris	1	-1	0	0

<b>Punting</b>	No.	Yds	Avg	Long	In20	TB
ADAMS, Kris	7	240	34.3	46	0	0

<b>Punt Returns</b>	No.	Yards	TD	Long
---------------------	-----	-------	----	------

<b>Kick Returns</b>	No.	Yards	TD	Long
FISCHER, Dani	2	30	0	17
ERISMAN, Dustin	2	16	0	13

<b>Tackles</b>	UA-A	Total	Sacks	TFL
PETTY, Cole	4-10	14	0.0	0.0
WILLIAMS, Billy	4-9	13	0.0	1.0
BIGELOW, Taylor	6-5	11	0.0	0.0
TOLZIEN, Zach	5-6	11	0.0	1.0

### Natrona County

<b>Rushing</b>	No.	Gain	Loss	Net	TD	Lg	Avg
MYLER, Thomas	25	184	0	184	1	27	7.4
FLANIGAN, Josh	17	96	2	94	2	37	5.5
BIGGS, Brecken	15	46	11	35	1	14	2.3
WILSON, Logan	1	8	0	8	0	8	8.0

<b>Passing</b>	C-A-I	Yds	TD	Long	Sack
BIGGS, Brecken	4-6-0	49	0	39	1

<b>Receiving</b>	No.	Yards	TD	Long
FLANIGAN, Josh	2	8	0	3
SHELLENBERGER,	1	39	0	39
DALEN, Brady	1	2	0	2

<b>Punting</b>	No.	Yds	Avg	Long	In20	TB
FLANIGAN, Josh	3	149	49.7	54	1	1

<b>Punt Returns</b>	No.	Yards	TD	Long
FLANIGAN, Josh	1	1	0	0
BIGGS, Brecken	1	9	0	9

<b>Kick Returns</b>	No.	Yards	TD	Long
GILLIS, Brad	1	8	0	8

<b>Tackles</b>	UA-A	Total	Sacks	TFL
REESE, Dan	5-8	13	1.0	1.5
GILLIS, Brad	3-4	7	0.0	0.0
LENSERT, Greg	0-5	5	0.0	0.5
COOPER, Isaac	2-2	4	0.0	0.0

Qtr	Time	Scoring Play	V-H
1st	06:27	NC - COOPER, Isaac 6 yd run (WILSON, Logan kick), 4-50 1:27	0 - 7
2nd	10:01	NC - BIGGS, Brecken 7 yd run (WILSON, Logan kick), 13-92 5:17	0 - 14
3rd	06:03	NC - MYLER, Thomas 27 yd run (WILSON, Logan kick), 3-12 0:55	0 - 21
4th	06:13	NC - FLANIGAN, Josh 4 yd run (WILSON, Logan kick), 8-40 4:25	0 - 28
	02:39	NC - FLANIGAN, Josh 5 yd run (WILSON, Logan kick), 5-26 2:39	0 - 35
	00:08	CC - FORT, Austin 36 yd run (PHILLIPS, Natha kick), 8-89 2:31	7 - 35

# Play-by-Play Summary (1st quarter)

## Campbell County vs Natrona County (Nov 10, 2012 at Laramie, Wyo.)

1-10	CC 40	CC ball on CC40. HAYS, Andrew kickoff 57 yards to the NC3, GILLIS, Brad return 8 yards to the NC11 (PETTY, Cole; DEIMLING, Dillo).	
1-10	NC 11	PENALTY CC offside 5 yards to the NC16.	
1-5	NC 16	FLANIGAN, Josh rush for 2 yards to the NC18 (ALM, Stephen; FISCHER, Dani).	
2-3	NC 18	FLANIGAN, Josh rush for 7 yards to the NC25, 1ST DOWN NC (FISCHER, Dani; PETTY, Cole).	R1
1-10	NC 25	FLANIGAN, Josh rush for 6 yards to the NC31 (BIGELOW, Taylor; TOLZIEN, Zach), PENALTY CC face mask 5 yards to the NC36, 1ST DOWN NC.	X2
1-10	NC 36	1st and 10.	
1-10	NC 36	BIGGS, Brecken pass complete to DALEN, Brady for 2 yards to the NC38 (ADAMS, Kris).	
2-8	NC 38	PENALTY NC holding 12 yards to the NC26.	
2-20	NC 26	FLANIGAN, Josh rush for 5 yards to the NC31 (BIGELOW, Taylor).	
3-15	NC 31	BIGGS, Brecken pass incomplete to DALEN, Brady (TOLZIEN, Zach).	
4-15	NC 31	FLANIGAN, Josh punt 52 yards to the CC17, downed.	
<i>6 plays, 20 yards, 3:16</i>			

### CAMPBELL COUNTY drive start at 08:44.

1-10	CC 17	FORT, Austin rush for 1 yard to the CC18 (REESE, Dan; TRUE, Connor).	
2-9	CC 18	FORT, Austin pass incomplete to FISCHER, Dani.	
3-9	CC 18	FORT, Austin pass incomplete to FISCHER, Dani (FLANIGAN, Josh).	
4-9	CC 18	ADAMS, Kris punt 41 yards to the NC41, BIGGS, Brecken return 9 yards to the 50 yardline (SCALZO, Jasen).	

*3 plays, 1 yard, 0:50*

### NATRONA COUNTY drive start at 07:54.

1-10	NC 50	FLANIGAN, Josh rush for 37 yards to the CC13, 1ST DOWN NC, out-of-bounds (FOGLE, Matt).	R3
1-10	CC 13	FLANIGAN, Josh rush for 6 yards to the CC7 (ALM, Stephen; FISCHER, Jordan).	
2-4	CC 07	FLANIGAN, Josh rush for 1 yard to the CC6 (ALM, Stephen; TOLZIEN, Zach).	
3-3	CC 06	COOPER, Isaac rush for 6 yards to the CC0, 1ST DOWN NC, TOUCHDOWN, clock 06:27.	R4
1-G	CC 02	WILSON, Logan kick attempt good.	

### Natrona County 7, Campbell County 0

*4 plays, 50 yards, 1:27*

PIEPER, Ben kickoff 53 yards to the CC7, FISCHER, Dani return 13 yards to the CC20 (GILLIS, Brad; LOGAN, Andrew).

### CAMPBELL COUNTY drive start at 06:27.

1-10	CC 20	FORT, Austin pass incomplete to KELLEY, Cody.	
2-10	CC 20	FORT, Austin pass incomplete to BIGELOW, Taylor.	
3-10	CC 20	FORT, Austin pass complete to BIGELOW, Taylor for 13 yards to the CC33, 1ST DOWN CC (COOPER, Isaac).	P1
1-10	CC 33	BIGELOW, Taylor rush for 3 yards to the CC36 (DUCELLO, Austin; LENSERT, Greg).	
2-7	CC 36	PENALTY CC illegal procedure 5 yards to the CC31.	
2-12	CC 31	FORT, Austin pass incomplete to BIGELOW, Taylor (REESE, Dan).	
3-12	CC 31	FORT, Austin pass incomplete to ALM, Stephen.	
4-12	CC 31	ADAMS, Kris punt 46 yards to the NC23, FLANIGAN, Josh return 0 yards to the NC23, fumble by FLANIGAN, Josh recovered by CC ZIGRAY, Austin at NC24.	

*6 plays, 11 yards, 1:23*

### CAMPBELL COUNTY drive start at 05:04.

1-10	NC 24	BIGELOW, Taylor rush for 7 yards to the NC17 (GILLIS, Brad; REESE, Dan).	
2-3	NC 17	FORT, Austin rush for 8 yards to the NC9, 1ST DOWN CC, out-of-bounds (BIGGS, Brecken).	R2
1-G	NC 09	FORT, Austin rush for 3 yards to the NC6 (REESE, Dan; BENTLEY, Colter).	
2-G	NC 06	FORT, Austin pass incomplete to KELLEY, Cody (FLANIGAN, Josh).	
3-G	NC 06	FORT, Austin rush for loss of 2 yards to the NC8 (REESE, Dan; MYLER, Thomas).	
4-G	NC 08	FORT, Austin pass incomplete to FISCHER, Dani (REESE, Dan).	

*6 plays, 16 yards, 1:46*

### NATRONA COUNTY drive start at 03:18.

1-10	NC 08	PENALTY NC false start 4 yards to the NC4.	
1-14	NC 04	MYLER, Thomas rush for 11 yards to the NC15 (PETTY, Cole; FISCHER, Dani).	
2-3	NC 15	BIGGS, Brecken rush for 1 yard to the NC16 (WILLIAMS, Billy).	
3-2	NC 16	MYLER, Thomas rush for 4 yards to the NC20, 1ST DOWN NC (BIGELOW, Taylor).	R5
1-10	NC 20	MYLER, Thomas rush for 9 yards to the NC29 (ADAMS, Kris), PENALTY CC face mask 5 yards to the NC34, 1ST DOWN NC.	X6
1-10	NC 34	1st and 10.	
1-10	NC 34	MYLER, Thomas rush for 9 yards to the NC43 (PETTY, Cole).	
2-1	NC 43	BIGGS, Brecken rush for loss of 1 yard to the NC42 (WILLIAMS, Billy).	
3-2	NC 42	MYLER, Thomas rush for 1 yard to the NC43 (TOLZIEN, Zach).	

### END OF 1st QUARTER: Natrona County 7, Campbell County 0



**Play-by-Play Summary (1st quarter)**  
**Campbell County vs Natrona County (Nov 10, 2012 at Laramie, Wyo.)**

<u>Quarter Summary</u>	<u>Score</u>	<u>Time Poss</u>	<u>1st Downs</u>				<u>Conversions</u>		<u>Rushing</u>	<u>Passing</u>	<u>Penalties</u>
			<u>R</u>	<u>P</u>	<u>X</u>	<u>T</u>	<u>3rd</u>	<u>4th</u>			
Campbell County	0	03:59	1	1	0	2	1-4	0-1	6-20	1-9-0-13	4-20
Natrona County	7	08:01	4	0	2	6	1-2	0-0	15-104	1-2-0-2	2-16

# Play-by-Play Summary (2nd quarter)

## Campbell County vs Natrona County (Nov 10, 2012 at Laramie, Wyo.)

4-1	NC 43	Start of 2nd quarter, clock 12:00.	
4-1	NC 43	MYLER, Thomas rush for 6 yards to the NC49, 1ST DOWN NC (PETTY, Cole; WILLIAMS, Billy).	R7
1-10	NC 49	MYLER, Thomas rush for 11 yards to the CC40, 1ST DOWN NC (PETTY, Cole).	R8
1-10	CC 40	MYLER, Thomas rush for 11 yards to the CC29, 1ST DOWN NC (PETTY, Cole).	R9
1-10	CC 29	MYLER, Thomas rush for 12 yards to the CC17, 1ST DOWN NC (TOLZIEN, Zach).	R10
1-10	CC 17	BIGGS, Brecken rush for 10 yards to the CC7, 1ST DOWN NC (ADAMS, Kris; BIGELOW, Taylor).	R11
1-G	CC 07	BIGGS, Brecken rush for 7 yards to the CC0, TOUCHDOWN, clock 10:01.	
1-G	CC 02	WILSON, Logan kick attempt good.	

### Natrona County 14, Campbell County 0

*13 plays, 92 yards, 5:17*

PIEPER, Ben kickoff 52 yards to the CC8, out-of-bounds, CC ball on CC35.

#### CAMPBELL COUNTY drive start at 10:01.

1-10	CC 35	FORT, Austin pass incomplete to KELLEY, Cody.	
2-10	CC 35	FORT, Austin sacked for loss of 5 yards to the CC30 (REESE, Dan).	
3-15	CC 30	FORT, Austin pass incomplete to KELLEY, Cody.	
4-15	CC 30	ADAMS, Kris punt 30 yards to the NC40, downed.	

*3 plays, minus 5 yards, 0:55*

#### NATRONA COUNTY drive start at 09:06.

1-10	NC 40	FLANIGAN, Josh rush for 1 yard to the NC41 (FISCHER, Dani).	
2-9	NC 41	BIGGS, Brecken pass complete to SHELLENBERGER, for 39 yards to the CC20, 1ST DOWN NC (ADAMS, Kris).	P12
1-10	CC 20	FLANIGAN, Josh rush for 5 yards to the CC15 (PETTY, Cole), PENALTY NC holding 10 yards to the CC25.	
1-15	CC 25	1st and 15.	
1-15	CC 25	FLANIGAN, Josh rush for 1 yard to the CC24 (PETTY, Cole; WILLIAMS, Billy).	
2-14	CC 24	BIGGS, Brecken rush for 6 yards to the CC18 (WILLIAMS, Billy; PETTY, Cole).	
3-8	CC 18	Timeout Natrona County, clock 06:20.	
3-8	CC 18	BIGGS, Brecken pass complete to FLANIGAN, Josh for 3 yards to the CC15, fumble forced by BERKEY, Justin, fumble by FLANIGAN, Josh recovered by CC PETTY, Cole at CC11.	

*6 plays, 49 yards, 2:54*

#### CAMPBELL COUNTY drive start at 06:12.

1-10	CC 11	BIGELOW, Taylor rush for 10 yards to the CC21, 1ST DOWN CC (GILLIS, Brad).	R3
1-10	CC 21	FORT, Austin rush for 6 yards to the CC27, out-of-bounds (DUCELLO, Austin).	
2-4	CC 27	FORT, Austin pass incomplete to FOGLE, Matt.	
3-4	CC 27	BIGELOW, Taylor rush for loss of 6 yards to the CC21, fumble by BIGELOW, Taylor recovered by CC BIGELOW, Taylor at CC21.	
4-10	CC 21	ADAMS, Kris punt 28 yards to the CC49, downed.	

*4 plays, 10 yards, 1:15*

#### NATRONA COUNTY drive start at 04:57.

1-10	CC 49	MYLER, Thomas rush for 9 yards to the CC40 (PETTY, Cole; BIGELOW, Taylor).	
2-1	CC 40	MYLER, Thomas rush for 7 yards to the CC33, 1ST DOWN NC (TOLZIEN, Zach).	R13
1-10	CC 33	MYLER, Thomas rush for no gain to the CC33 (FISCHER, Jordan; TOLZIEN, Zach).	
2-10	CC 33	PENALTY NC false start 5 yards to the CC38.	
2-15	CC 38	MYLER, Thomas rush for 4 yards to the CC34 (WILLIAMS, Billy).	
3-11	CC 34	BIGGS, Brecken rush for 1 yard to the CC33 (FISCHER, Jordan).	
4-10	CC 33	WILSON, Logan field goal attempt from 50 MISSED - short, spot at CC20, clock 02:00.	

*6 plays, 16 yards, 2:57*

#### CAMPBELL COUNTY drive start at 02:00.

1-10	CC 20	FORT, Austin pass incomplete to KELLEY, Cody.	
2-10	CC 20	(DUCELLO, Austin).	
2-10	CC 20	FORT, Austin pass incomplete to KELLEY, Cody.	
3-10	CC 20	FORT, Austin pass incomplete to PETTY, Cole.	
4-10	CC 20	PENALTY NC roughing the kicker 15 yards to the CC35, 1ST DOWN CC.	X4
1-10	CC 35	FORT, Austin pass complete to KELLEY, Cody for 8 yards to the CC43 (FLANIGAN, Josh).	
2-2	CC 43	BIGELOW, Taylor rush for no gain to the CC43 (BENTLEY, Colter; REESE, Dan).	
3-2	CC 43	Timeout Campbell County, clock 00:44.	
3-2	CC 43	FORT, Austin sacked for loss of 1 yard to the CC42 (TRUE, Connor).	
4-3	CC 42	FORT, Austin pass incomplete to FISCHER, Dani.	

*7 plays, 22 yards, 1:27*

#### NATRONA COUNTY drive start at 00:33.

1-10	CC 42	WILSON, Logan rush for 8 yards to the CC34 (FOGLE, Matt), PENALTY CC personal foul 15 yards to the CC19, 1ST DOWN NC.	X14
1-10	CC 19	1st and 10.	
1-10	CC 19	BIGGS, Brecken rush for loss of 4 yards to the CC23 (KELLEY, Cody; BERKEY, Justin).	
2-14	CC 23	PENALTY NC holding 10 yards to the CC33.	
2-24	CC 33	BIGGS, Brecken pass complete to FLANIGAN, Josh for 1 yard to the CC32 (TOLZIEN, Zach; WILLIAMS, Billy).	
3-23	CC 32	Timeout Natrona County, clock 00:01.	
3-23	CC 32	WILSON, Logan field goal attempt from 49 MISSED - wide left, spot at CC20, clock 00:00.	

**Play-by-Play Summary (2nd quarter)**  
**Campbell County vs Natrona County (Nov 10, 2012 at Laramie, Wyo.)**

*4 plays, 10 yards, 0:33*

End of half, clock 00:00.

**END OF 2nd QUARTER: Natrona County 14, Campbell County 0**

<u>Quarter Summary</u>	<u>Score</u>	<u>Time Poss</u>	<u>1st Downs</u>				<u>Conversions</u>		<u>Rushing</u>	<u>Passing</u>	<u>Penalties</u>
			<u>R</u>	<u>P</u>	<u>X</u>	<u>T</u>	<u>3rd</u>	<u>4th</u>			
Campbell County	0	03:37	1	0	1	2	0-4	0-1	6-4	1-8-0-8	1-15
Natrona County	7	07:50	6	1	1	8	0-2	1-1	17-95	3-3-0-47	4-40

# Play-by-Play Summary (3rd quarter)

## Campbell County vs Natrona County (Nov 10, 2012 at Laramie, Wyo.)

Start of 3rd quarter, clock 12:00, NC ball on NC40.

PIEPER, Ben kickoff 55 yards to the CC5, ERISMAN, Dustin return 3 yards to the CC8.

### CAMPBELL COUNTY drive start at 12:00.

1-10	CC 08	BIGELOW, Taylor rush for 2 yards to the CC10 (TRUE, Connor; COOPER, Isaac).	
2-8	CC 10	FORT, Austin rush for 6 yards to the CC16 (GILLIS, Brad).	
3-2	CC 16	PENALTY NC Encroachment 5 yards to the CC21, 1ST DOWN CC.	X5
1-10	CC 21	FORT, Austin pass incomplete to KELLEY, Cody.	
2-10	CC 21	PENALTY NC pass interference 15 yards to the CC36, 1ST DOWN CC.	X6
1-10	CC 36	BIGELOW, Taylor rush for 3 yards to the CC39 (BENTLEY, Colter).	
2-7	CC 39	FORT, Austin pass complete to BIGELOW, Taylor for 3 yards to the CC42 (REESE, Dan).	
3-4	CC 42	FORT, Austin rush for no gain to the CC42 (LENSERT, Greg; BRITTON, Adam).	
4-4	CC 42	ADAMS, Kris punt 37 yards to the NC21, downed.	
<i>6 plays, 34 yards, 2:43</i>			

### NATRONA COUNTY drive start at 09:17.

1-10	NC 21	MYLER, Thomas rush for 4 yards to the NC25 (FISCHER, Dani).	
2-6	NC 25	MYLER, Thomas rush for 2 yards to the NC27 (WILLIAMS, Billy; BIGELOW, Taylor).	
3-4	NC 27	BIGGS, Brecken pass incomplete to DUCELLO, Austin.	
4-4	NC 27	FLANIGAN, Josh punt 43 yards to the CC30, fair catch by FISCHER, Dani.	
<i>3 plays, 6 yards, 1:29</i>			

### CAMPBELL COUNTY drive start at 07:48.

1-10	CC 30	AIPPERSPACH, Ti rush for 2 yards to the CC32 (REESE, Dan; GILLIS, Brad).	
2-8	CC 32	FORT, Austin pass incomplete to ADAMS, Kris (BIGGS, Brecken).	
3-8	CC 32	FORT, Austin pass intercepted by FLANIGAN, Josh at the NC49, FLANIGAN, Josh return 39 yards to the CC12 (BIGELOW, Taylor).	
<i>3 plays, 2 yards, 0:50</i>			

### NATRONA COUNTY drive start at 06:58.

1-10	CC 12	FLANIGAN, Josh rush for 5 yards to the CC7 (PETTY, Cole; FISCHER, Dani), PENALTY NC holding 10 yards to the CC17.	
1-15	CC 17	1st and 15.	
1-15	CC 17	BIGGS, Brecken rush for no gain to the CC17 (FOGLE, Matt; FISCHER, Jordan), PENALTY NC holding 10 yards to the CC27.	
1-25	CC 27	1st and 25.	
1-25	CC 27	MYLER, Thomas rush for 27 yards to the CC0, 1ST DOWN NC, TOUCHDOWN, clock 06:03.	R15
1-G	CC 02	WILSON, Logan kick attempt good.	

### Natrona County 21, Campbell County 0

*3 plays, 12 yards, 0:55*

PIEPER, Ben kickoff 60 yards to the CC0, touchback.

### CAMPBELL COUNTY drive start at 06:03.

1-10	CC 20	BIGELOW, Taylor rush for 5 yards to the CC25 (MYLER, Thomas; LENSERT, Greg).	
2-5	CC 25	BIGELOW, Taylor rush for 1 yard to the CC26 (REESE, Dan).	
3-4	CC 26	FORT, Austin pass incomplete to FISCHER, Dani.	
4-4	CC 26	ADAMS, Kris punt 25 yards to the NC49, downed, PENALTY NC holding 10 yards to the NC39, 1st and 10, NC ball on NC39.	
<i>3 plays, 6 yards, 1:05</i>			

### NATRONA COUNTY drive start at 04:58.

1-10	NC 39	FLANIGAN, Josh rush for 3 yards to the NC42 (BIGELOW, Taylor).	
2-7	NC 42	FLANIGAN, Josh rush for 3 yards to the NC45 (JACOB, Jace; WILLIAMS, Billy).	
3-4	NC 45	BIGGS, Brecken rush for 1 yard to the NC46 (WILLIAMS, Billy).	
4-3	NC 46	FLANIGAN, Josh punt 54 yards to the CC0, touchback.	
<i>3 plays, 7 yards, 1:54</i>			

### CAMPBELL COUNTY drive start at 03:04.

1-10	CC 20	FORT, Austin rush for loss of 3 yards to the CC17 (PIEPER, Ben; LENSERT, Greg).	
2-13	CC 17	FORT, Austin pass complete to FISCHER, Dani for 5 yards to the CC22 (REESE, Dan).	
3-8	CC 22	FORT, Austin pass incomplete to PETTY, Cole.	
4-8	CC 22	ADAMS, Kris punt 33 yards to the NC45, downed.	
<i>3 plays, 2 yards, 1:05</i>			

### NATRONA COUNTY drive start at 01:59.

1-10	NC 45	MYLER, Thomas rush for 3 yards to the NC48 (TOLZIEN, Zach).	
2-7	NC 48	MYLER, Thomas rush for 14 yards to the CC38, 1ST DOWN NC, out-of-bounds (TOLZIEN, Zach; PETTY, Cole).	R16
1-10	CC 38	MYLER, Thomas rush for 3 yards to the CC35 (JACOB, Jace; FISCHER, Jordan).	
2-7	CC 35	MYLER, Thomas rush for 3 yards to the CC32 (FISCHER, Jordan).	

### END OF 3rd QUARTER: Natrona County 21, Campbell County 0

Quarter Summary	Score	Time Poss	1st Downs				Conversions		Rushing	Passing	Penalties
			R	P	X	T	3rd	4th			
Campbell County	0	05:43	0	0	2	2	0-4	0-0	8-16	2-7-1-8	0-0
Natrona County	7	06:17	2	0	0	2	0-2	0-0	12-68	0-1-0-0	5-50

# Play-by-Play Summary (4th quarter)

## Campbell County vs Natrona County (Nov 10, 2012 at Laramie, Wyo.)

3-4 CC 32 Start of 4th quarter, clock 12:00.  
 3-4 CC 32 BIGGS, Brecken rush for no gain to the CC32 (BERKEY, Justin).  
 4-4 CC 32 BIGGS, Brecken sacked for loss of 6 yards to the CC38 (ALM, Stephen).  
*6 plays, 17 yards, 2:59*

### CAMPBELL COUNTY drive start at 11:00.

1-10 CC 38 FORT, Austin pass incomplete to KELLEY, Cody.  
 2-10 CC 38 FORT, Austin pass incomplete to FISCHER, Dani.  
 3-10 CC 38 FORT, Austin rush for 2 yards to the CC40 (BRYAN, Taven; REESE, Dan).  
 4-8 CC 40 FORT, Austin pass incomplete to PETTY, Cole (FLANIGAN, Josh).  
*4 plays, 2 yards, 0:22*

### NATRONA COUNTY drive start at 10:38.

1-10 CC 40 BIGGS, Brecken rush for 1 yard to the CC39 (BIGELOW, Taylor).  
 2-9 CC 39 MYLER, Thomas rush for 6 yards to the CC33 (BIGELOW, Taylor; TOLZIEN, Zach).  
 3-3 CC 33 MYLER, Thomas rush for 11 yards to the CC22, 1ST DOWN NC (ADAMS, Kris). R17  
 1-10 CC 22 MYLER, Thomas rush for 10 yards to the CC12, 1ST DOWN NC (BIGELOW, Taylor). R18  
 1-10 CC 12 MYLER, Thomas rush for 4 yards to the CC8 (ADAMS, Kris; WILLIAMS, Billy).  
 2-6 CC 08 MYLER, Thomas rush for 3 yards to the CC5 (BAUDER, Paden).  
 3-3 CC 05 BIGGS, Brecken rush for 1 yard to the CC4 (FISCHER, Dani; WILLIAMS, Billy).  
 4-2 CC 04 FLANIGAN, Josh rush for 4 yards to the CC0, 1ST DOWN NC, TOUCHDOWN, clock 06:13. R19  
 1-G CC 02 WILSON, Logan kick attempt good.

### Natrona County 28, Campbell County 0

*8 plays, 40 yards, 4:25*

PIEPER, Ben kickoff 53 yards to the CC7, FISCHER, Dani return 17 yards to the CC24 (LOGAN, Andrew; BRYAN, Taven).

### CAMPBELL COUNTY drive start at 06:13.

1-10 CC 24 FORT, Austin pass incomplete to KELLEY, Cody (GILLIS, Brad).  
 2-10 CC 24 BIGELOW, Taylor rush for loss of 2 yards to the CC22 (PIEPER, Ben; BRITTON, Adam).  
 3-12 CC 22 FORT, Austin pass incomplete to FISCHER, Dani.  
 4-12 CC 22 FORT, Austin pass complete to KELLEY, Cody for 4 yards to the CC26 (LENSERT, Greg; GILLIS, Brad).  
*4 plays, 2 yards, 0:55*

### NATRONA COUNTY drive start at 05:18.

1-10 CC 26 FLANIGAN, Josh rush for 5 yards to the CC21 (WILLIAMS, Billy; JACOB, Jace).  
 2-5 CC 21 FLANIGAN, Josh rush for loss of 2 yards to the CC23 (TOLZIEN, Zach).  
 3-7 CC 23 BIGGS, Brecken rush for 14 yards to the CC9, 1ST DOWN NC (FISCHER, Dani; PETTY, Cole). R20  
 1-G CC 09 BIGGS, Brecken rush for 4 yards to the CC5 (BERKEY, Justin).  
 2-G CC 05 FLANIGAN, Josh rush for 5 yards to the CC0, TOUCHDOWN, clock 02:39.  
 1-G CC 02 WILSON, Logan kick attempt good.

### Natrona County 35, Campbell County 0

*5 plays, 26 yards, 2:39*

PIEPER, Ben kickoff 52 yards to the CC8, ERISMAN, Dustin return 13 yards to the CC21 (GILLIS, Brad), PENALTY CC holding 10 yards to the CC11, 1st and 10, CC ball on CC11.

### CAMPBELL COUNTY drive start at 02:39.

1-10 CC 11 BROWN, Isaac rush for 3 yards to the CC14 (MYLER, Thomas).  
 2-7 CC 14 BROWN, Isaac rush for 14 yards to the CC28, 1ST DOWN CC (REESE, Dan; BIGGS, Brecken). R7  
 1-10 CC 28 BIGELOW, Taylor rush for 11 yards to the CC39, 1ST DOWN CC (REESE, Dan). R8  
 1-10 CC 39 FORT, Austin pass incomplete to FOGLE, Matt.  
 2-10 CC 39 FORT, Austin pass complete to ADAMS, Kris for loss of 1 yard to the CC38 (BIGGS, Brecken).  
 3-11 CC 38 FORT, Austin rush for 17 yards to the NC45, 1ST DOWN CC (COOPER, Isaac). R9  
 1-10 NC 45 FORT, Austin pass complete to BIGELOW, Taylor for 9 yards to the NC36 (COOPER, Isaac; HEGGLUND, Blake).  
 2-1 NC 36 Timeout Natrona County, clock 00:18.  
 2-1 NC 36 FORT, Austin rush for 36 yards to the NC0, 1ST DOWN CC, TOUCHDOWN, clock 00:08. R10  
 1-G NC 02 PHILLIPS, Natha kick attempt good.

### Natrona County 35, Campbell County 7

*8 plays, 89 yards, 2:31*

HAYS, Andrew kickoff 12 yards to the NC48, downed.

### NATRONA COUNTY drive start at 00:08.

1-10 NC 48 TEAM rush for loss of 1 yard to the NC47.  
 End of game, clock 00:00.

*1 play, minus 1 yard, 0:08*

### FINAL SCORE: Natrona County 35, Campbell County 7

Quarter Summary	Score	Time Poss	1st Downs				Conversions		Rushing	Passing	Penalties
			R	P	X	T	3rd	4th			
Campbell County	7	03:48	4	0	0	4	1-3	0-2	7-81	3-9-0-12	1-10
Natrona County	14	08:12	4	0	0	4	2-4	1-2	16-59	0-0-0-0	0-0