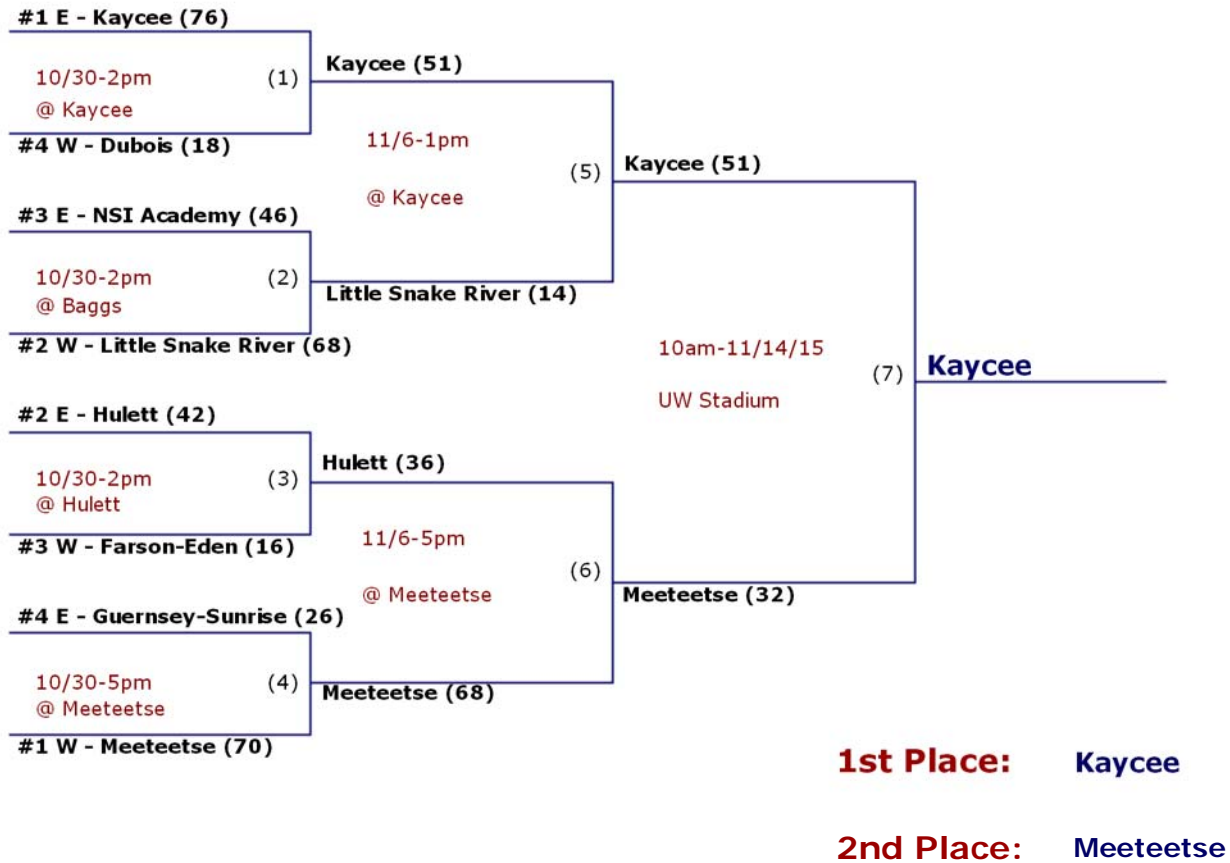




## 2015 State 1A - 6 Man Football Championship Bracket



# NCAA® OFFICIAL SCORING SUMMARY

Meeteetse Longhorns vs. Kaycee Buckaroos

Overall Record Now 10-1 Visitor Stadium War Memorial Home Overall Record Now 10-1  
 Date Nov. 14, 2015 Site Laramie, WY Attendance N/A  
 (City, State)

Score by Quarters	1	2	3	4	OT	OT	OT	OT	Final
(V) Meeteetse	6	12	0	14					32
(H) Kaycee	13	13	19	6					51

Sample: FSU	1	7:43	John Smith 36 Pass from Bill Jones	Tim Brown Kick	7-64	7-0
(Team)	(Qtr.)	(Time Left)	(Scoring Play)	(Conversion)	(Drive Plays-Yds.)	(Score)
K	1	3:20	Rouse 1 yard rush	Kick Failed		6-0
M	1	3:04	Abarr to <sup>C</sup> Johnson Pass	Kick Failed		6-6
K	1	0:55	4 yard rush T. ROUSE	Pass to <sup>Fauber</sup>		13-6
M	2	9:56	Abarr to <sup>C</sup> Johnson Pass	Kick Failed		13-12
K	2	8:34	Rouse 56 yard rush	Run Failed		14-12
M	2	3:27	60 yard rush C. Johnson	Run Failed		19-18
K	2	1:18	Largent 59 yd <sup>INT</sup> Return	Rouse 10 Largent		26-18
K	3	6:28	Ramirez 32 yd. rush	<sup>Rush</sup> Failed		32-18
K	3	5:21	14 yd. rush Fauber	<sup>Pass</sup> Complete		39-18
K	3	3:18	11 yd pass H. Rouse <sup>to</sup> Fauber	<sup>Pass</sup> Failed		45-18
K	4	7:38	T. Rouse 75 yd. <sup>INT</sup> Return	<sup>KICK</sup> Failed		51-18
M	4	3:11	Pooler to <sup>C</sup> Johnson <sup>34</sup> yd. pass	<sup>Run</sup> Failed		51-24
M	4	0:50	C. Johnson Pass from Pooler	Pooler Kick Good		51-32

Time of Game: Kickoff 10:00 am End of Game 12:09 Total Elapsed Time 2:09  
 (includes overtime)  
 Officials R: Dan Edwards, U: Sean Geer, L: Ron Erickson,  
LJ: James Bratton, BJ: John Rabun.  
 Temperature 44° Wind S at 9 MPH Weather Sunny

# NCAA® FINAL TEAM STATISTICS

First Downs . . . . .

Rushing . . . . .

Passing . . . . .

Penalty . . . . .

Rushing Attempts . . . . .

Yards Gained Rushing . . . . .

Yards Lost Rushing . . . . .

Net Yards Rushing . . . . .

Net Yards Passing . . . . .

Passes Attempted . . . . .

Passes Completed . . . . .

Had Intercepted . . . . .

Total Offensive Plays . . . . .

Total Net Yards . . . . .

Average Gain Per Play . . . . .

Fumbles: Number—Lost . . . . .

Penalties: Number—Yards . . . . .

Number of Punts—Yards . . . . .

Average Per Punt . . . . .

Punt Returns: Number—Yards . . . . .

Kickoff Returns: Number—Yards . . . . .

Interception Returns: Number—Yards . . . . .

\* Fumble Returns: Number—Yards . . . . .

\*\*Time of Possession . . . . .

Third-Down Conversions (Include overtimes) . . . . .

Fourth-Down Conversions (Include overtimes) . . . . .

Sacks By: Number—Yards . . . . .

Meeteetse	Kaycee
Visitor	Home
11	12
5	5
6	7
0	0
29	42
199	281
42	38
157	243
291	144
34	15
18	9
3	1
63	57
448	387
7.1	6.8
4 - 4	1 - 1
4 - 20	3 - 30
2 - 47	1 - 41
23.5	41.0
0 - 0	0 - 0
6 - 137	0 - 0
1 - 6	2 - 134 +d
0 - 0	0 - 0
of	of
of	of
—	—

\*Record only fumbles (includes backward passes) returned for yardage.

\*\*Time of Possession does not include overtime periods and should total 60 minutes.

# NCAA® FINAL INDIVIDUAL STATISTICS

Meeteetse

Visitor

## Rushing

Att. Gain Lost Net TD Long

Johnson, C.	15	117	7	110	1	60
Burbank	3	17	0	17	0	7
Obarr	2	11	6	5	0	11
Boole	4	14	22	-8	0	14
Shepersen	3	40	0	40	0	24
Greybull	1	0	0	0	0	0
Burbank, O.	1	0	-7	-7	0	0
Totals	29	199	42	157	1	

## Passing

Att.-Comp.-Int. Yards TD Long Sacks

Obarr	6-4-1	101	2	56	
Boole	22-11-1	138	2	68	
Johnson	6-3-1	31	1	14	
Totals	34-18-3	270	5		

## Pass Receiving

No. Yards TD Long

Johnson, C.	6	192	3	62
Mertz	3	35	0	22
Sessions	2	13	0	9
Boole	2	17	0	10
Burbank, C.	2	7	0	11
Shepersen	2	6	0	8
Totals	17	270	0	

## Punting

No. Yards Avg. Long

Johnson, C.	2	47	23.5	32
Totals	2	47	23.5	32

## Field Goals


(After player's name list distances of each attempt and circle FGs Made, e.g., 46- (23) -35)

All Returns\* Punts Kickoffs Int. Passes  
No. Yds. LP No. Yds. LP No. Yds. LP

Totals									

Kaycee

Home

## Rushing

Att. Gain Lost Net TD Long

Rouse, T.	14	125	10	115	3	56
Faulber	15	81	9	72	1	14
Rouse, H.	3	0	10	-10	0	-1
Ramirez	7	70	3	67	1	32
Elmer	3	5	6	-1	0	4
Totals	42	281	38	243	5	

## Passing

Att.-Comp.-Int. Yards TD Long Sacks

Rouse, H.	14-8-1	118	1	23	
Rouse, T.	1-1-0	26	0	26	
Totals	15-9-1	144	1		

## Pass Receiving

No. Yards TD Long

Stafford	3	69	0	23
Faulber	4	63	1	26
Elmer	2	12	0	12
Totals	9	144	1	

## Punting

No. Yards Avg. Long

Rouse, H.	1	41	41	41
Totals	1	41	41	41

## Field Goals


(After player's name list distances of each attempt and circle FGs Made, e.g., 46- (23) -35)

All Returns\* Punts Kickoffs Int. Passes  
No. Yds. LP No. Yds. LP No. Yds. LP

Totals									

## Tackles

gend: Solo—Unassisted Tackles	AT—Assisted Tackles	Tot.—Total Tackles	TFL-Yds.—Tackles For Loss-Yards	FR-Yds.— Fumble Recoveries— Yds. Ret.	Pass Int.— Pass Interceptions— Yds. Ret.	Pass Def.— Passes Defensed	Pass Sacks— Pass Sacks—Yards	Other— FF = Forced fumble BP = Blocked punt BF = Blocked field goal BX = Blocked extra point
----------------------------------	------------------------	-----------------------	------------------------------------	--	---	----------------------------------	------------------------------------	--

Record only fumbles (includes backward passes) returned for yardage.

# NCAA® DEFENSIVE STATISTICS

Team Meeteetse

## Tackles

[illegible]

Legend: Solo—Unassisted    AT—Assisted    Tot.—Total  
Tackles                      Tackles                      Tackles

TFL-Yds.—Tackles For Loss-Yards

FR-Yds.—  
Fumble  
Recoveries  
Yds. Ret.

Pass Int.—  
Pass  
Interceptions—  
Yds. Ret.

Pass Def.—  
Passes  
Defensed

Pass Sacks—  
Pass  
Sacks—Yards

Other—  
FF = Forced fumble  
BP = Blocked punt  
BF = Blocked field goal  
BX = Blocked extra point

Record only fumbles (includes backward passes) returned for yardage.

Copyright 2001 National Collegiate Athletic Association

# NCAA® QUICKIE STATISTICS

First Quarter

Half

Third Quarter

Final

(Circle One)

Score .....  
 First Downs. ....  
 Rushes—Yardage (Net). ....  
 Passing Yardage (Net) .....  
 Passes—Att.-Comp.-Int.. ....  
 Total Offensive Plays—Yards .....  
 \*Fumble Returns—Yards. ....  
 Punt Returns—Yards .....  
 Kickoff Returns—Yards .....  
 Interception Returns—Yards .....  
 Punts (Number-Average) .....  
 Fumbles—Lost .....  
 Penalties—Yards .....  
 Time of Possession .....

Meeteetse

Visitor

18
5
17-116
122
10-6-2
27-238
0-0
0-0
5-112
1-6
1-32
3-3
2-10

Kaycee

Home

26
8
21-129
90
7-4-1
28-219
3-
0-0
0-0
1-59 <sup>td</sup>
2-56
1-1
1-10

\*Record only fumbles (includes backward passes) returned for yardage.

## INDIVIDUAL LEADERS

Meeteetse

Visitor

Rushing	Att.	Net Yards	TD	Long
Johnson	10	101	1	60
Burbank	3	17	0	7
Abarr	2	5	0	11
Poole	1	-7	0	0

Passing	Att.-Comp.-Int.	Yards	TD	Long
Abarr	6-4-1	101	2	56
Johnson	4-2-1	21	1	14

Pass Receiving	No.	Yards	TD	Long
Johnson	1	56	1	56
Merz	2	29	0	22
Sessions	1	9	0	9

Punting	No.	Avg.	Long
Johnson	2	47	32

Kaycee

Home

Rushing	Att.	Net Yards	TD	Long
T. Rouse	12	114	3	56
Fauber	8	22	0	8
H. Rouse	1	-7	0	0

Passing	Att.-Comp.-Int.	Yards	TD	Long
H. Rouse	6-3-1	64	0	25
T. Rouse	1-1-0	26	0	26

Pass Receiving	No.	Yards	TD	Long
Stofford	2	46	0	23
Fauber	2	44	0	26

Punting	No.	Avg.	Long
Hunter	1	41	41

**Meeteetse Longhorns vs. Kaycee Buckaroos**  
**1A 6-Man State Championship Game**

November 14, 2015

*Jonah Field at War Memorial Stadium, Laramie, Wyoming*

Game time: 10:00 a.m. Weather is perfectly clear; temperature around 35 degrees at game time; wind not a factor

Home team: Kaycee; Visitors are Meeteetse Kaycee is "K" and Meeteetse is "M"  
Blue uniforms White uniforms

Coin toss:

1000 - K kicking; at the two is 30  
1-15 on M 21 - flag on the play; false start  
1-20 on M16 - 12 gets the pitch and runs  
2-3 on M33 - 30 runs for a first down  
1-15 on the 40 - pass to 30 loss on the play  
2-16 on the M39 - pitch to 30 for a run  
3-10 on the K35 - run by 30 for Meeteetse  
4-9 on the K34 - flag on the play; false start  
no foul  
4-49 on K34 - 30 runs for a first down  
1-6 on the 10 pass C to 40  
2-6 on the K3 - fumble by 30 and is recovered by Kaycee

0643 - Kaycee has the ball (blue)  
1-15 on K4 - 15 runs  
2-8 on K11 - pitch to 74  
1-15 on K30 - pass by 9 IC  
2-15 on K30 - pitch to 15 for a short gain  
3-13 on K32 - pitch to 74 for a short loss  
4-14 on K31 - 74 punting ; downed at the Meeteetse 2

0432 - M has the ball  
1-15 on M2 - pitch to and pass is intercepted by 81

0426 - Kaycee has the ball  
1-6 on M9 - run by 74  
2-6 on the M6 - run by 15  
3-6 on M1 - run by 74 for a TD at 0320; extra point try is no good

---



# Meeteetse Longhorns vs. Kaycee Buckaroos

## 1A 6-Man State Championship Game

November 14, 2015

*Jonah Field at War Memorial Stadium, Laramie, Wyoming*

0320 - Kaycee is kicking off; at the goal line is 30

1-15 on M24 - pass by 12 C to a long TD at 0304; 30 caught it for a TD; extra point is blocked

6-6 at this point

0304 - M kicking off to K; 25 is deep for K; touchback

1-15 on the K15 - K has the ball; pitch to 74

2-3 on the K27 - pitch to 15 and is sacked for a loss

3-7 on the K23 - pass by C to 14

1-15 on M34 - pitch to 74

2-8 on M27 - pass by 9 to 14 C

1-6 on M4 - pitch to 74 for a TD at 0057; extra point is a run to 15 is good

13-6 Kaycee leading

0057 - K kicking to M; at the three yd. line is 30

1-15 on the M30 - run by 30

2-10 on M35 - snap is bobbled pass IC

3-10 on M35 - pass by 12 C to 5 for a long gain

1-15 on K23 - pass C to 83

13-6 at the end of the first quarter

K-K

# Meeteetse Longhorns vs. Kaycee Buckaroos

## 1A 6-Man State Championship Game

November 14, 2015

*Jonah Field at War Memorial Stadium, Laramie, Wyoming*

1000 - M has teh ball

1-6 pass by C to 30 for a TD at 0956 - kick is no good 13-12 Kaycee

0956 - M kicking off to K ; touchback

1-15 on K15 - pitch to 15

2-10 on K20 - run by 15

3-6 on K24 - run by 74 for a long run for a TD at 0834; PAT run is no good run by 74

19-12 Kaycee

0834 - K kickin g off to M; 81 kicking for Kaycee; 5 is deep for M taken gby 5 at eh the seven yd. line for along run

1-15 on K33 - bobbled the napp; recoged by funbled by 12; 15 roevreds tofr M

0819 - Katcee has the ball

1-15 on K39 - pass IC to 15

2-15 on K39 - QB is sacked for a loss

3-22 on K32 - pitch to 74

4-12 on M38 - pass C to 74 for a long gain

flagag on the play; blacock in the back on Kaycee

4-4 on M30 - run by 74

1-15 on M24 - pass C to 15

1-6 on M6 - pass inctercepted by M 30

0548 - M has the ball

1-15 on M12 - run by 44

2-10 on M17 - run by 44

3-3 on M24 - flag on the play; false start on M

3-8 on M19 - 30 runs

4-5 on M22 - snap is dropped and K recovers

0405 - K has teh ball

1-6 on M15 - pitch to 15 who fumbles and M recours

0345 - M has teh ball

1-15 on M20 - 44 r uns and pitches to 30 for a long TD at 0327; PAT 30 runs for thePAT and is no good

19-18 Kaycee

**Meeteetse Longhorns vs. Kaycee Buckaroos**  
**1A 6-Man State Championship Game**

November 14, 2015

*Jonah Field at War Memorial Stadium, Laramie, Wyoming*

0327 - 77 kicking off for M; touchback

1-15 on K15 - pitch to 74

2-12 on K18 - run by 15

3-4 on K26 - run by 74 for a loss

4-7 on K23 - punt by 74; touched at teh M34; picked up by 30 and runs it; no penalty

0153 - M has teh ball at K31 - 70 runs for no gain

2-15 on K31 - pass itnecepted by 81 who runs for a long TD at 0118

PAT is a run pas C to 81 is good

26-18 Kaycee

0118 - K kicking off to M; 81 kicking to M; 5 takes it at teh M7

1-15 on M7 - run by 30 for a loss

2-18 on M4 - run by 44

3-13 on M9 - pass IC to 30

4-13 on M9 - punt by M30 out of bounds

0003 - K has the ball

1-15 on K39 - revierse and pas C to 15 for a long gain and the half is over

Kaycee 26 Meeteetse 18

---

# Meeteetse Longhorns vs. Kaycee Buckaroos

## 1A 6-Man State Championship Game

November 14, 2015

*Jonah Field at War Memorial Stadium, Laramie, Wyoming*

1000 - M kicking off to K

1-15 on K15 - pitch to 15

2-10 on K20 - pitch to 24

3-5 on K25 - pitch to 15

4-2 on K28 - pass C to 15 by 9

1-15 on K36 - run by 74

2-8 on M37 - run by 15

3-3 on M32 - pitch to 44 for a tD at 0628; PAT is run by 74 is no good

32 Katcee and 18 for Meeteetse

0628 O K kicking off to M; 81 kicking off; 5 is deep for M; takes it on the M7

1-15 on M32 - pitch and pass C to 40

2-5 on K38 - snap is bobbled it hit soemone running along the line; recogerd by 74

0542 - K has teh ball

1-15 on M39 - pass C to 14 from 9

1-15 on M16 - ptich to 24

2-13 ib M14 - pitch to 15 for a tD at 0521; PAT isflag on teh play; false start retry toe PAT 9 runnign around and passes C to 15 for the point

39-18 in favor of Kaycee

0521 - K kcikng off to M; 81 kicking; 5 is deep; kicks out of bounds; flag

1-15 for M on M25 - 40 pass IC to johnson

2-15 on M25 - 40 pass C to 44 for a loss

3-19 on M21 - pass C to 30 from 40 for a loss

4-23 on M18 - punter dropped the ball

0407 - K has teh ball

1-6 on M5 - snapp bobbled and a loss 74

2-6 on M11 - pass C by 9 to 15 for a TD at 0319; PAT is kick is a fake andno good pass

0319 - K kicking off to M; 81 is kicking; 5 is deep for M; downs in tehEZ

1-15 for M on M15 - pitch to 30

2-9 on M21 - pass IC by 30

3-9 on M21 - tricky run by 77 on slick handoff

1-15 on M39 - 30 runs and falls down

2-20 on M34 - run by 77

3-13 on K27 - pass C to 77 for a loss

4-14 on K29 - pass 40 and is sacked for a loss

**Meeteetse Longhorns vs. Kaycee Buckaroos**  
**1A 6-Man State Championship Game**

November 14, 2015

*Jonah Field at War Memorial Stadium, Laramie, Wyoming*

0105 - K has the ball

1-15 on M37 - pitch to 15; penalty on the play; on Kaycee

1-20 on K38 - pitch to 15

2-15 on M37 -

End of third quarter

45-18 favor of Kaycee

---

# Meeteetse Longhorns vs. Kaycee Buckaroos

## 1A 6-Man State Championship Game

November 14, 2015

*Jonah Field at War Memorial Stadium, Laramie, Wyoming*

1000 - K has teh ball

2-15 on M37 - 9 passes IC

3-15 on M37 - pitch back is no good by

4-18 on the 40 - pitch to 15

0907 M has teh ball now

1-15 on M27 - 40 passes to 5 C

2-9 on M33 - pass by 40 C to 83

3-5 on M37 - 40 C to 77

1-15 on K35 - pass by 40 C to 30

1-G on K3 - pitch to 40 who th4rows a pass intercetped by 74 for a pick6 at 0738

PAT is a kick is no good

51-18 Kaycee is ahead, still

0738 - K kicking off to M; 81 kicking; 5 is back; touchback

1-15 for M on M15 - run by 30

2-14 for M on M16 - pass by 40 IC

3-14 on M16 - pass by 40 C to 33

4-3 on M27 - pass by 40 is IC

0700 - Kaycee has teh ball

1-15 on M27 - run by 15

2-9 on M21 - pass by 9 C to 32

1-G on M9 - pitch to 32 for a loss

2-G on M15 - run by 24

3-G on M12 - pass C by 9 to 32 for no gain?

4-G on M12 - pitch to 24 for a run fora loss

0405 - M has the ball

1-15 on M15 - psss C to 30 from 40

2-3 on M27 - run by 30 for a first down

1-15 on M38 - pass IC by 40

2-15 on M38 - run by 77

3-6 on K34 - pass by 40 IC

4- 6 on K34 - injury time out for Kaycee

4-6 on K34 - pass by 40 C to 30 for a TD at 0311; PAT is pitch to 77 for a run is no good

---

51 Kaycee      24 Meeteetse

# Meeteetse Longhorns vs. Kaycee Buckaroos

## 1A 6-Man State Championship Game

November 14, 2015

*Jonah Field at War Memorial Stadium, Laramie, Wyoming*

0311 - M kicking off; 77 kicks 24 is back for K; onside kick didn't go far enough

0311 - K has the ball

1-15 on M39 - run by 24

1-15 on M19 - run by 32

2-14 on M18 - 9 passes IC in the EZ

3-14 on M18 - pitch by 32

4-10 on M14 - pitch to 24 for a TD at 0205; flgg on the play; hilding on Kaycee

4-12 on M16 - 9 passes IC and the ball goes over to M

0200 - M has the ball

1-15 on M16 - 40 pass IC

2-15 on M16 - flag on h4 play; on M;

2-20 on M11 - pass to 33 for a big loss after a pitch to 40

3-27 on M4 - run by 40 on a keeper

4-13 on M18 - pass by 40 C to 30 for a long TD at 0050; PAT is a kick is good for 2 pts

51-32 Kaycee

0050 - M kicking off to Kaycee; 77 kicking off to onside kick which is recovered by 65

1-15 for M on the K33 - pass IC by 40

2-15 on K33 - pass by 40 IC

3-15 on K33 - 40 pass IC

4-15 on K33 - pass by 40 IC

0033 - Kaycee takes over on downs


1-15 on K33 - QB takes aknee

2-16 on K32 - clock runs out

FINAL SCORE: Kaycee 51 Meet eetse 32



## 2015 State 1A - 11 Man Football Championship Bracket



**1st Place:** Upton-Sundance

**2nd Place:** Tongue River



Scoring Summary (Final)  
The Automated ScoreBook  
Tongue River HS vs Upton-Sundance (Nov 14, 2015 at LARAMIE, Wyo.)

Tongue River HS (8-3) vs. Upton-Sundance (10-1)

Date: Nov 14, 2015 • Site: LARAMIE, Wyo. • Stadium: WAR Memoiral Stadium

Attendance: 1500

Score by Quarters	1	2	3	4	Total
Tongue River HS	0	7	7	0	14
Upton-Sundance	14	12	0	7	33

Qtr	Time	Scoring Play	V-H
1st	08:37	USA - MCPeters, R. 39 yd pass from WOODARD, Hunter (CROSS, Forest kick), 7-61 3:23	0 - 7
	00:09	USA - WOODARD, Hunter 1 yd run (CROSS, Forest kick), 9-49 2:42	0 - 14
2nd	09:27	USA - WOODARD, Hunter 2 yd run (CROSS, Forest kick failed), 6-31 2:02	0 - 20
	04:59	USA - WOODARD, Hunter 64 yd run (WOODARD, Hunter rush failed), 4-91 1:27	0 - 26
	00:43	TRHS - BULLER, Cody 40 yd pass from KERNS, Will (KERNS, Will kick), 1-40 0:07	7 - 26
3rd	07:29	TRHS - LYONS, Dillon 4 yd pass from KERNS, Will (KERNS, Will kick), 11-70 4:31	14 - 26
4th	00:53	USA - WOODARD, Hunter 2 yd run (CROSS, Forest kick), 3-5 0:58	14 - 33

Kickoff time: 1:00 pm • End of Game: 3:25 pm • Total elapsed time: 2:25

Officials:

Temperature: 54 • Wind: 3 SW • Weather: Sunny

Team Statistics (Final)  
The Automated ScoreBook  
Tongue River HS vs Upton-Sundance (Nov 14, 2015 at LARAMIE, Wyo.)

	TRHS	USA
FIRST DOWNS	13	14
Rushing	1	11
Passing	10	2
Penalty	2	1
NET YARDS RUSHING	19	308
Rushing Attempts	25	53
Average Per Rush	0.8	5.8
Rushing Touchdowns	0	4
Yards Gained Rushing	54	323
Yards Lost Rushing	35	15
NET YARDS PASSING	211	57
Completions-Attempts-Int	18-40-0	3-5-1
Average Per Attempt	5.3	11.4
Average Per Completion	11.7	19.0
Passing Touchdowns	2	1
TOTAL OFFENSE YARDS	230	365
Total offense plays	65	58
Average Gain Per Play	3.5	6.3
Fumbles: Number-Lost	1-0	1-1
Penalties: Number-Yards	4-36	6-43
PUNTS-YARDS	6-216	3-75
Average Yards Per Punt	36.0	25.0
Net Yards Per Punt	27.3	25.0
Inside 20	1	1
50+ Yards	0	0
Touchbacks	1	0
Fair catch	0	0
KICKOFFS-YARDS	3-127	6-325
Average Yards Per Kickoff	42.3	54.2
Net Yards Per Kickoff	24.7	33.3
Touchbacks	0	0
Punt returns: Number-Yards-TD	0-0-0	2-32-0
Average Per Return	0.0	16.0
Kickoff returns: Number-Yds-TD	5-125-0	3-53-0
Average Per Return	25.0	17.7
Interceptions: Number-Yds-TD	1-0-0	0-0-0
Fumble Returns: Number-Yds-TD	0-0-0	0-0-0
Miscellaneous Yards	0	0
Possession Time	24:07	23:53
1st Quarter	3:52	8:08
2nd Quarter	7:12	4:48
3rd Quarter	7:07	4:53
4th Quarter	5:56	6:04
Third-Down Conversions	3 of 15	6 of 12
Fourth-Down Conversions	2 of 5	1 of 2
Red-Zone Scores-Chances	1-2	3-4
Touchdowns	1-2	3-4
Field goals	0-2	0-4
Sacks By: Number-Yards	1-7	3-26
PAT Kicks	2-2	3-4
Field Goals	0-0	0-0
Points off turnovers	7	0

# Individual Statistics (Final)

## The Automated ScoreBook

Tongue River HS vs Upton-Sundance (Nov 14, 2015 at LARAMIE, Wyo.)

### Tongue River HS

Rushing	No.	Gain	Loss	Net	TD	Lg	Avg
LYONS, Dillon	12	29	5	24	0	17	2.0
KUTTERER, B	8	21	4	17	0	9	2.1
DILLION-BENNETT	1	1	0	1	0	1	1.0
KERNS, Will	4	3	26	-23	0	3	-5.8
Totals	25	54	35	19	0	17	0.8

Passing	C-A-I	Yds	TD	Long	Sack
KERNS, Will	16-35-0	179	2	40	3
KUTTERER, B	2-5-0	32	0	17	0
Totals	18-40-0	211	2	40	3

Receiving	No.	Yards	TD	Long
BULLER, Cody	7	111	1	40
KUTTERER, B	7	58	0	19
DICKERSON, J	2	25	0	17
DILLON-MOORE, B	1	13	0	13
LYONS, Dillon	1	4	1	4
Totals	18	211	2	40

Punting	No.	Yds	Avg	Long	In20	TB
KERNS, Will	6	216	36.0	46	1	1
Totals	6	216	36.0	46	1	1

Returns	Punt			Kickoff			Intercept		
	No	Yds	Lg	No	Yds	Lg	No	Yds	Lg
KUTTERER, B	0	0	0	4	100	27	0	0	0
LYONS, Dillon	0	0	0	1	25	25	0	0	0
BULLER, Cody	0	0	0	0	0	0	1	0	0
Totals	0	0	0	5	125	27	1	0	0

Field goals	Qtr	Time	Dist	Result
-------------	-----	------	------	--------

Kickoffs	No.	Yards	Avg	TB	OB
KERNS, Will	3	127	42.3	0	0

All-purpose	Run	Rcv	KR	PR	IR	Total
KUTTERER, B	17	58	100	0	0	175
BULLER, Cody	0	111	0	0	0	111
LYONS, Dillon	24	4	25	0	0	53
DICKERSON, J	0	25	0	0	0	25

### Upton-Sundance

Rushing	No.	Gain	Loss	Net	TD	Lg	Avg
BUTTS, Dawson	17	114	0	114	0	28	6.7
WOODARD, Hunter	12	102	11	91	4	64	7.6
DAVIS, Thomas	11	66	0	66	0	15	6.0
BEYL, Chase	11	33	2	31	0	6	2.8
INGALLS, Cort	1	8	0	8	0	8	8.0
TEAM	1	0	2	-2	0	0	-2.0
Totals	53	323	15	308	4	64	5.8

Passing	C-A-I	Yds	TD	Long	Sack
WOODARD, Hunter	3-5-1	57	1	39	1
Totals	3-5-1	57	1	39	1

Receiving	No.	Yards	TD	Long
BUTTS, Dawson	2	18	0	13
MCPeters, R.	1	39	1	39
Totals	3	57	1	39

Punting	No.	Yds	Avg	Long	In20	TB
VIERGETS, Y.	3	75	25.0	41	1	0
Totals	3	75	25.0	41	1	0

Returns	Punt			Kickoff			Intercept		
	No	Yds	Lg	No	Yds	Lg	No	Yds	Lg
BUTTS, Dawson	2	32	22	0	0	0	0	0	0
MCPeters, R.	0	0	0	1	20	20	0	0	0
INGALLS, Cort	0	0	0	2	33	21	0	0	0
Totals	2	32	22	3	53	21	0	0	0

Field goals	Qtr	Time	Dist	Result
-------------	-----	------	------	--------

Kickoffs	No.	Yards	Avg	TB	OB
CROSS, Forest	6	325	54.2	0	1

All-purpose	Run	Rcv	KR	PR	IR	Total
BUTTS, Dawson	114	18	0	32	0	164
WOODARD, Hunter	91	0	0	0	0	91
DAVIS, Thomas	66	0	0	0	0	66
MCPeters, R.	0	39	20	0	0	59

FUMBLES: Tongue River HS-DICKERSON, J 1-0. Upton-Sundance-DAVIS, Thomas 1-1.

Defensive Statistics (Final)  
The Automated ScoreBook

Tongue River HS vs Upton-Sundance (Nov 14, 2015 at LARAMIE, Wyo.)

#	Tongue River HS	Solo	Ast	Total	Sacks-Yds	TFL-Yds	FF	FR-Yds	Int-Yds	BrUp	Blks	QBH
5	KUTTERER, B	7	10	17	-	-	-	-	-	-	-	-
21	LOBACH, Matt	7	6	13	-	-	-	-	-	-	-	-
85	DICKERSON, J	5	5	10	-	-	-	-	-	-	-	-
55	KOBZA, Jaxn	3	4	7	1.0-7	2.5-12	-	-	-	-	-	-
66	HEILING, Kyler	2	3	5	-	-	-	-	-	-	-	-
75	MILLER, Austin	1	4	5	-	-	-	-	-	-	-	-
56	SCHRODER, Mason	0	5	5	-	0.5-1	-	-	-	-	-	-
3	OSTLER, Ian	1	3	4	-	-	-	-	-	-	-	-
23	HATZENBILER, D	2	1	3	-	-	-	1-0	-	-	-	-
24	LYONS, Dillon	1	2	3	-	-	-	-	-	-	-	-
25	BULLER, Cody	1	1	2	-	-	-	-	1-0	-	-	-
12	KERNS, Will	1	0	1	-	-	-	-	-	-	-	-
32	TRITSCHLER, Kel	0	1	1	-	-	-	-	-	-	-	-
70	LOBACH, Corey	0	1	1	-	-	-	-	-	-	-	-
Totals		31	46	77	1.0-7	3.0-13	0	1-0	1-0	0	0	0

#	Upton-Sundance	Solo	Ast	Total	Sacks-Yds	TFL-Yds	FF	FR-Yds	Int-Yds	BrUp	Blks	QBH
57	SULLIVAN, John	3	7	10	0.5-4	0.5-4	1	-	-	-	-	-
62	VIERGETS, Y.	1	5	6	1.0-9	2.5-12	-	-	-	-	-	-
24	WATT, Payton	4	1	5	-	-	-	-	-	-	-	-
77	GRAY, Donovan	3	2	5	1.0-8	1.5-9	-	-	-	-	-	-
58	HELKENN, W	3	2	5	-	0.5-1	-	-	-	1	-	-
55	CROSS, Forest	2	2	4	-	0.5-2	-	-	-	-	-	-
22	WOODARD, Hunter	2	2	4	-	-	-	-	-	1	-	-
40	DAVIS, Thomas	1	3	4	0.5-5	0.5-5	-	-	-	-	-	-
60	60	0	4	4	-	0.5-1	-	-	-	-	-	-
32	MCPeters, R.	3	0	3	-	-	-	-	-	-	-	-
56	INGHRAM, Cole	2	1	3	-	-	-	-	-	1	-	-
18	INGALLS, Cort	2	1	3	-	-	-	-	-	-	-	-
80	MCMILLAN, A.	1	0	1	-	-	-	-	-	-	-	-
20	BUTTS, Dawson	1	0	1	-	-	-	-	-	2	-	-
51	TURNER, N.	0	1	1	-	-	-	-	-	-	-	-
8	BEYL, Chase	0	1	1	-	0.5-1	-	-	-	-	-	-
Totals		28	32	60	3.0-26	7.0-35	1	0-0	0-0	5	0	0

Participation Report (Final)  
The Automated ScoreBook  
Tongue River HS vs Upton-Sundance (Nov 14, 2015 at LARAMIE, Wyo.)

Tongue River HS: 3-OSTLER, Ian, 5-KUTTERER, B, 9-DILLON-MOORE, B, 12-KERNS, Will, 20-DILLION-BENNETT, 21-LOBACH, Matt, 23-HATZENBILER, D, 24-LYONS, Dillon, 25-BULLER, Cody, 32-TRITSCHLER, Kel, 55-KOBZA, Jaxn, 56-SCHRODER, Mason, 66-HEILING, Kyler, 70-LOBACH, Corey, 75-MILLER, Austin, 85-DICKERSON, J.

Upton-Sundance: 8-BEYL, Chase, 9-BARRITT, D., 18-INGALLS, Cort, 20-BUTTS, Dawson, 22-WOODARD, Hunter, 24-WATT, Payton, 32-MCPeters, R., 40-DAVIS, Thomas, 51-TURNER, N., 55-CROSS, Forest, 56-INGHRAM, Cole, 57-SULLIVAN, John, 58-HELKENN, W, 62-VIERGETS, Y., 77-GRAY, Donovan, 80-MCMILLAN, A..

# Drive Chart (By Team) (Final)

## The Automated ScoreBook

Tongue River HS vs Upton-Sundance (Nov 14, 2015 at LARAMIE, Wyo.)

Team	Qtr	Drive Started			Drive Ended			Consumed	
		Spot	Time	Obtained	Spot	Time	How lost	PI - Yds	TOP
TRHS	1st	T32	08:37	Kickoff	T29	06:52	Punt	3 - (3)	1:45
TRHS		T18	04:49	Punt	T26	02:51	Punt	3 - 8	1:58
TRHS		T31	00:09	Kickoff	T18	11:29	Punt	3 - (13)	0:40
TRHS	2nd	T30	09:27	Kickoff	U40	06:26	Punt	7 - 30	3:01
TRHS		T32	04:59	Kickoff	U13	01:26	Downs	9 - 55	3:33
TRHS		U40	00:50	Fumble	U00	00:43	*TOUCHDOWN	1 - 40	0:07
TRHS	3rd	T30	12:00	Kickoff	U00	07:29	*TOUCHDOWN	11 - 70	4:31
TRHS		U47	05:17	Punt	U46	04:18	Punt	3 - 1	0:59
TRHS		T46	01:50	Punt	T39	00:13	Punt	3 - (7)	1:37
TRHS	4th	T02	08:08	Downs	T33	04:52	Downs	12 - 31	3:16
TRHS		T20	03:38	Interception	T05	01:51	Downs	4 - (15)	1:47
TRHS		T35	00:53	Kickoff	U44	00:00	End of half	6 - 21	0:53

Tongue River HS	1st Qtr	2nd Qtr	3rd Qtr	4th Qtr	1st Half	2nd Half	Total
Time of possession	03:52	07:12	07:07	05:56	11:04	13:03	24:07
3rd down conversions	0-2	1-4	1-4	1-5	1-6	2-9	3-15
Average field position	T27	T40	T43	T19	T33	T31	T32
4th down conversions	0-0	0-1	0-0	2-4	0-1	2-4	2-5

Team	Qtr	Drive Started			Drive Ended			Consumed	
		Spot	Time	Obtained	Spot	Time	How lost	PI - Yds	TOP
USA	1st	U39	12:00	Kickoff	T00	08:37	*TOUCHDOWN	7 - 61	3:23
USA		U35	06:52	Punt	U41	04:49	Punt	3 - 6	2:03
USA		T49	02:51	Punt	T00	00:09	*TOUCHDOWN	9 - 49	2:42
USA	2nd	T31	11:29	Punt	T00	09:27	*TOUCHDOWN	6 - 31	2:02
USA		U09	06:26	Punt	T00	04:59	*TOUCHDOWN	4 - 91	1:27
USA		U13	01:26	Downs	U40	00:50	Fumble	2 - 27	0:36
USA		U23	00:43	Kickoff	U21	00:00	End of half	1 - (2)	0:43
USA	3rd	U34	07:29	Kickoff	U29	05:17	Punt	3 - (5)	2:12
USA		U20	04:18	Punt	U38	01:50	Punt	5 - 18	2:28
USA		U26	00:13	Punt	T02	08:08	Downs	12 - 72	4:05
USA	4th	T33	04:52	Downs	T30	03:38	Interception	3 - 3	1:14
USA		T05	01:51	Downs	T00	00:53	*TOUCHDOWN	3 - 5	0:58

Upton-Sundance	1st Qtr	2nd Qtr	3rd Qtr	4th Qtr	1st Half	2nd Half	Total
Time of possession	08:08	04:48	04:53	06:04	12:56	10:57	23:53
3rd down conversions	2-4	2-2	0-2	2-4	4-6	2-6	6-12
Average field position	U41	U28	U26	T19	U34	U48	U40
4th down conversions	1-1	0-0	0-0	0-1	1-1	0-1	1-2

Drive Chart (By Quarter) (Final)  
The Automated ScoreBook  
Tongue River HS vs Upton-Sundance (Nov 14, 2015 at LARAMIE, Wyo.)

Team	Qtr	Drive Started			Drive Ended			Consumed	
		Spot	Time	Obtained	Spot	Time	How lost	PI - Yds	TOP
USA	1st	U39	12:00	Kickoff	T00	08:37	*TOUCHDOWN	7 - 61	3:23
TRHS		T32	08:37	Kickoff	T29	06:52	Punt	3 - (3)	1:45
USA		U35	06:52	Punt	U41	04:49	Punt	3 - 6	2:03
TRHS		T18	04:49	Punt	T26	02:51	Punt	3 - 8	1:58
USA		T49	02:51	Punt	T00	00:09	*TOUCHDOWN	9 - 49	2:42
TRHS		T31	00:09	Kickoff	T18	11:29	Punt	3 - (13)	0:40
USA	2nd	T31	11:29	Punt	T00	09:27	*TOUCHDOWN	6 - 31	2:02
TRHS		T30	09:27	Kickoff	U40	06:26	Punt	7 - 30	3:01
USA		U09	06:26	Punt	T00	04:59	*TOUCHDOWN	4 - 91	1:27
TRHS		T32	04:59	Kickoff	U13	01:26	Downs	9 - 55	3:33
USA		U13	01:26	Downs	U40	00:50	Fumble	2 - 27	0:36
TRHS		U40	00:50	Fumble	U00	00:43	*TOUCHDOWN	1 - 40	0:07
USA	3rd	U23	00:43	Kickoff	U21	00:00	End of half	1 - (2)	0:43
TRHS		T30	12:00	Kickoff	U00	07:29	*TOUCHDOWN	11 - 70	4:31
USA		U34	07:29	Kickoff	U29	05:17	Punt	3 - (5)	2:12
TRHS		U47	05:17	Punt	U46	04:18	Punt	3 - 1	0:59
USA		U20	04:18	Punt	U38	01:50	Punt	5 - 18	2:28
TRHS		T46	01:50	Punt	T39	00:13	Punt	3 - (7)	1:37
USA	4th	U26	00:13	Punt	T02	08:08	Downs	12 - 72	4:05
TRHS		T02	08:08	Downs	T33	04:52	Downs	12 - 31	3:16
USA		T33	04:52	Downs	T30	03:38	Interception	3 - 3	1:14
TRHS		T20	03:38	Interception	T05	01:51	Downs	4 - (15)	1:47
USA		T05	01:51	Downs	T00	00:53	*TOUCHDOWN	3 - 5	0:58
TRHS		T35	00:53	Kickoff	U44	00:00	End of half	6 - 21	0:53

# Play-by-Play Summary (1st quarter)

## Tongue River HS vs Upton-Sundance (Nov 14, 2015 at LARAMIE, Wyo.)

*\*TR wins the toss, defers to second half. US to receive*

KERNS, Will kickoff 41 yards to the USA19, MCPeters, R. return 20 yards to the USA39 (TRITSCHLER, Kel; HEILING, Kyler).

- 1-10 USA 39 BUTTS, Dawson rush for 3 yards to the USA42 (KOBZA, Jaxn).
- 2-7 USA 42 BEYL, Chase rush for 6 yards to the USA48 (KUTTERER, B; DICKERSON, J).
- 3-1 USA 48 BUTTS, Dawson rush for 9 yards to the TRHS43, 1ST DOWN USA (OSTLER, Ian; KUTTERER, B). R1
- 1-10 Trhs 43 BEYL, Chase rush for loss of 2 yards to the TRHS45 (KOBZA, Jaxn; SCHRODER, Mason).
- 2-12 Trhs 45 BUTTS, Dawson rush for 1 yard to the TRHS44 (KOBZA, Jaxn; SCHRODER, Mason).
- 3-11 Trhs 44 WOODARD, Hunter rush for 5 yards to the TRHS39 (KUTTERER, B).
- 4-6 Trhs 39 WOODARD, Hunter pass complete to MCPeters, R. for 39 yards to the TRHS0, 1ST DOWN USA, P2  
TOUCHDOWN, clock 08:37.
- 1-G Trhs 02 CROSS, Forest kick attempt good.

Upton-Sundance 7, Tongue River HS 0

*7 plays, 61 yards, 3:23*

CROSS, Forest kickoff 55 yards to the TRHS5, KUTTERER, B return 27 yards to the TRHS32 (CROSS, Forest).

TONGUE RIVER HS drive start at 08:37.

- 1-10 Trhs 32 LYONS, Dillon rush for loss of 2 yards to the TRHS30 (BEYL, Chase; HELKENN, W).
- 2-12 Trhs 30 KUTTERER, B rush for loss of 1 yard to the TRHS29 (VIERGETS, Y.).
- 3-13 Trhs 29 KUTTERER, B pass incomplete to 8.
- 4-13 Trhs 29 KERNS, Will punt 36 yards to the USA35, downed.

*3 plays, minus 3 yards, 1:45*

UPTON-SUNDANCE drive start at 06:52.

- 1-10 USA 35 BUTTS, Dawson rush for no gain to the USA35 (LOBACH, Matt; DICKERSON, J).
- 2-10 USA 35 BEYL, Chase rush for 1 yard to the USA36 (MILLER, Austin; HATZENBILER, D).
- 3-9 USA 36 WOODARD, Hunter pass complete to BUTTS, Dawson for 5 yards to the USA41 (HEILING, Kyler).
- 4-4 USA 41 VIERGETS, Y. punt 41 yards to the TRHS18, downed.

*3 plays, 6 yards, 2:03*

TONGUE RIVER HS drive start at 04:49.

- 1-10 Trhs 18 LYONS, Dillon rush for 6 yards to the TRHS24 (GRAY, Donovan).
- 2-4 Trhs 24 LYONS, Dillon rush for no gain to the TRHS24 (SULLIVAN, John; GRAY, Donovan).
- 3-4 Trhs 24 KERNS, Will pass complete to KUTTERER, B for 2 yards to the TRHS26 (MCPeters, R.).
- 4-2 Trhs 26 KERNS, Will punt 33 yards to the USA41, BUTTS, Dawson return 10 yards to the TRHS49, out-of-bounds (LOBACH, Matt).

*3 plays, 8 yards, 1:58*

UPTON-SUNDANCE drive start at 02:51.

- 1-10 Trhs 49 WOODARD, Hunter rush for 3 yards to the TRHS46 (LOBACH, Matt).
- 2-7 Trhs 46 WOODARD, Hunter pass complete to BUTTS, Dawson for 13 yards to the TRHS33, 1ST DOWN USA P3  
(OSTLER, Ian).
- 1-10 Trhs 33 BEYL, Chase rush for 2 yards to the TRHS31 (MILLER, Austin; DICKERSON, J).
- 2-8 Trhs 31 Timeout Upton-Sundance, clock 01:39.
- 2-8 Trhs 31 WOODARD, Hunter pass incomplete to BUTTS, Dawson.
- 3-8 Trhs 31 WOODARD, Hunter rush for 11 yards to the TRHS20, 1ST DOWN USA (OSTLER, Ian; LYONS, Dillon). R4
- 1-10 Trhs 20 BUTTS, Dawson rush for 3 yards to the TRHS17 (LOBACH, Matt; DICKERSON, J).
- 2-7 Trhs 17 DAVIS, Thomas rush for 4 yards to the TRHS13 (DICKERSON, J), PENALTY TRHS face mask 6 X5  
yards to the TRHS7, 1ST DOWN USA.
- 1-G Trhs 07 1st and 7.
- 1-G Trhs 07 DAVIS, Thomas rush for 6 yards to the TRHS1 (KUTTERER, B; HEILING, Kyler).
- 2-G Trhs 01 WOODARD, Hunter rush for 1 yard to the TRHS0, TOUCHDOWN, clock 00:09.
- 1-G Trhs 02 CROSS, Forest kick attempt good.

Upton-Sundance 14, Tongue River HS 0

*9 plays, 49 yards, 2:42*

CROSS, Forest kickoff 53 yards to the TRHS7, KUTTERER, B return 24 yards to the TRHS31, out-of-bounds (WATT, Payton).

TONGUE RIVER HS drive start at 00:09.

- 1-10 Trhs 31 KERNS, Will pass complete to BULLER, Cody for 6 yards to the TRHS37 (SULLIVAN, John).

END OF 1st QUARTER: Upton-Sundance 14, Tongue River HS 0

Quarter Summary	Score	Time Poss	1st Downs				Conversions		Rushing	Passing	Penalties
			R	P	X	T	3rd	4th			
Tongue River HS	0	03:52	0	0	0	0	0-2	0-0	4-3	2-3-0-8	1-6
Upton-Sundance	14	08:08	2	2	1	5	2-4	1-1	15-53	3-4-0-57	0-0



Quickie Statistics (1st quarter)  
Tongue River HS vs Upton-Sundance (Nov 14, 2015 at LARAMIE, Wyo.)

	TRHS	USA
Score	0	14
FIRST DOWNS	0	5
RUSHES-YARDS (NET)	4-3	15-53
PASSING YDS (NET)	8	57
Passes Att-Comp-Int	3-2-0	4-3-0
TOTAL OFFENSE PLAYS-YARDS	7-11	19-110
Fumble Returns-Yards	0-0	0-0
Punt Returns-Yards	0-0	1-10
Kickoff Returns-Yards	2-51	1-20
Interception Returns-Yards	0-0	0-0
Punts (Number-Avg)	2-34.5	1-41.0
Fumbles-Lost	0-0	0-0
Penalties-Yards	1-6	0-0
Possession Time	03:52	08:08
Third-Down Conversions	0 of 2	2 of 4
Fourth-Down Conversions	0 of 0	1 of 1

Tongue River HS

Rushing	No.	Gain	Loss	Net	TD	Lg	Avg
LYONS, Dillon	3	6	2	4	0	6	1.3
KUTTERER, B	1	0	1	-1	0	0	-1.0

Passing	C-A-I	Yds	TD	Long	Sack
KERNS, Will	2-2-0	8	0	6	0
KUTTERER, B	0-1-0	0	0	0	0

Receiving	No.	Yards	TD	Long
BULLER, Cody	1	6	0	6
KUTTERER, B	1	2	0	2

Punting	No.	Yds	Avg	Long	In20	TB
KERNS, Will	2	69	34.5	36	0	0

Punt Returns	No.	Yards	TD	Long
--------------	-----	-------	----	------

Kick Returns	No.	Yards	TD	Long
KUTTERER, B	2	51	0	27

Tackles	UA-A	Total	Sacks	TFL
DICKERSON, J	1-4	5	0.0	0.0
LOBACH, Matt	2-2	4	0.0	0.0
KUTTERER, B	1-3	4	0.0	0.0
OSTLER, Ian	1-2	3	0.0	0.0

Upton-Sundance

Rushing	No.	Gain	Loss	Net	TD	Lg	Avg
WOODARD, Hunter	4	20	0	20	1	11	5.0
BUTTS, Dawson	5	16	0	16	0	9	3.2
DAVIS, Thomas	2	10	0	10	0	6	5.0
BEYL, Chase	4	9	2	7	0	6	1.8

Passing	C-A-I	Yds	TD	Long	Sack
WOODARD, Hunter	3-4-0	57	1	39	0

Receiving	No.	Yards	TD	Long
BUTTS, Dawson	2	18	0	13
MCPeters, R.	1	39	1	39

Punting	No.	Yds	Avg	Long	In20	TB
VIERGETS, Y.	1	41	41.0	41	1	0

Punt Returns	No.	Yards	TD	Long
BUTTS, Dawson	1	10	0	10

Kick Returns	No.	Yards	TD	Long
MCPeters, R.	1	20	0	20

Tackles	UA-A	Total	Sacks	TFL
GRAY, Donovan	1-1	2	0.0	0.0
SULLIVAN, John	1-1	2	0.0	0.0
CROSS, Forest	1-0	1	0.0	0.0
MCPeters, R.	1-0	1	0.0	0.0

Qtr	Time	Scoring Play	V-H
1st	08:37	USA - MCPeters, R. 39 yd pass from WOODARD, Hunter (CROSS, Forest kick), 7-61 3:23	0 - 7
	00:09	USA - WOODARD, Hunter 1 yd run (CROSS, Forest kick), 9-49 2:42	0 - 14

# Play-by-Play Summary (2nd quarter)

## Tongue River HS vs Upton-Sundance (Nov 14, 2015 at LARAMIE, Wyo.)

2-4 Trhs 37 Start of 2nd quarter, clock 12:00.  
 2-4 Trhs 37 KERNS, Will pass complete to HATZENBILER, D for 10 yards to the TRHS47 (MCPeters, R.),  
 PENALTY TRHS holding 19 yards to the TRHS18, NO PLAY.  
 2-23 Trhs 18 KERNS, Will pass incomplete to KUTTERER, B.  
 3-23 Trhs 18 KERNS, Will pass incomplete to BULLER, Cody.  
 4-23 Trhs 18 KERNS, Will punt 35 yards to the USA47, BUTTS, Dawson return 22 yards to the TRHS31  
 (LOBACH, Matt).

*3 plays, minus 13 yards, 0:40*

UPTON-SUNDANCE drive start at 11:29.

1-10 Trhs 31 WOODARD, Hunter rush for 9 yards to the TRHS22 (KUTTERER, B), PENALTY USA holding 11  
 yards to the TRHS42, NO PLAY.  
 1-21 Trhs 42 INGALLS, Cort rush for 8 yards to the TRHS34 (KUTTERER, B).  
 2-13 Trhs 34 BUTTS, Dawson rush for 14 yards to the TRHS20, 1ST DOWN USA, out-of-bounds (KUTTERER, B). R6  
 1-10 Trhs 20 BEYL, Chase rush for 5 yards to the TRHS15 (KUTTERER, B).  
 2-5 Trhs 15 BUTTS, Dawson rush for 4 yards to the TRHS11 (KUTTERER, B;LOBACH, Matt).  
 3-1 Trhs 11 DAVIS, Thomas rush for 9 yards to the TRHS2, 1ST DOWN USA (KUTTERER, B). R7  
 1-G Trhs 02 WOODARD, Hunter rush for 2 yards to the TRHS0, TOUCHDOWN, clock 09:27.  
 1-G Trhs 02 CROSS, Forest kick attempt failed.

Upton-Sundance 20, Tongue River HS 0

*6 plays, 31 yards, 2:02*

CROSS, Forest kickoff 55 yards to the TRHS5, KUTTERER, B return 25 yards to the TRHS30  
 (CROSS, Forest).

TONGUE RIVER HS drive start at 09:27.

1-10 Trhs 30 KUTTERER, B rush for 9 yards to the TRHS39 (INGHRAM, Cole).  
 2-1 Trhs 39 LYONS, Dillon rush for no gain to the TRHS39 (INGALLS, Cort;DAVIS, Thomas).  
 3-1 Trhs 39 PENALTY USA encroachment 5 yards to the TRHS44, 1ST DOWN TRHS. X1  
 1-10 Trhs 44 KERNS, Will pass complete to KUTTERER, B for 9 yards to the USA47 (SULLIVAN,  
 John;WOODARD, Hunter).  
 2-1 USA 47 KERNS, Will pass complete to KUTTERER, B for 7 yards to the USA40, 1ST DOWN TRHS P2  
 (WOODARD, Hunter).  
 1-10 USA 40 KERNS, Will pass incomplete to HATZENBILER, D.  
 2-10 USA 40 KERNS, Will pass incomplete to HATZENBILER, D.  
 3-10 USA 40 KERNS, Will pass incomplete to KUTTERER, B.  
 4-10 USA 40 Timeout Tongue River HS, clock 06:36.  
 4-10 USA 40 KERNS, Will punt 31 yards to the USA9, downed.

*7 plays, 30 yards, 3:01*

UPTON-SUNDANCE drive start at 06:26.

1-10 USA 09 Timeout Tongue River HS, clock 06:26.  
 1-10 USA 09 DAVIS, Thomas rush for 2 yards to the USA11 (SCHRODER, Mason;LOBACH, Corey).  
 2-8 USA 11 BUTTS, Dawson rush for 5 yards to the USA16 (LOBACH, Matt).  
 3-3 USA 16 BUTTS, Dawson rush for 20 yards to the USA36, 1ST DOWN USA (BULLER, Cody). R8  
 1-10 USA 36 WOODARD, Hunter rush for 64 yards to the TRHS0, 1ST DOWN USA, TOUCHDOWN, clock 04:59. R9  
 1-G Trhs 02 WOODARD, Hunter rush attempt failed.

Upton-Sundance 26, Tongue River HS 0

*4 plays, 91 yards, 1:27*

CROSS, Forest kickoff 52 yards to the TRHS8, KUTTERER, B return 24 yards to the TRHS32  
 (DAVIS, Thomas).

TONGUE RIVER HS drive start at 04:59.

1-10 Trhs 32 LYONS, Dillon rush for 2 yards to the TRHS34 (HELKENN, W).  
 2-8 Trhs 34 KERNS, Will pass complete to BULLER, Cody for 27 yards to the USA39, 1ST DOWN TRHS (WATT,  
 Payton), PENALTY USA face mask 5 yards to the USA34. P3  
 1-5 USA 34 1st and 10.  
 1-10 USA 34 LYONS, Dillon rush for 1 yard to the USA33 (HELKENN, W;SULLIVAN, John).  
 2-9 USA 33 KERNS, Will pass complete to BULLER, Cody for 6 yards to the USA27 (BUTTS, Dawson).  
 3-3 USA 27 KERNS, Will pass complete to BULLER, Cody for 11 yards to the USA16, 1ST DOWN TRHS (WATT,  
 Payton). P4  
 1-10 USA 16 Timeout Upton-Sundance, clock 02:24.  
 1-10 USA 16 KERNS, Will rush for 3 yards to the USA13 (MCPeters, R.).  
 2-7 USA 13 Timeout Tongue River HS, clock 01:39.  
 2-7 USA 13 KERNS, Will pass incomplete to BULLER, Cody.  
 3-7 USA 13 KERNS, Will pass incomplete to BULLER, Cody.  
 4-7 USA 13 KERNS, Will pass incomplete to KUTTERER, B (HELKENN, W).

*9 plays, 55 yards, 3:33*

UPTON-SUNDANCE drive start at 01:26.

1-10 USA 13 DAVIS, Thomas rush for 7 yards to the USA20 (MILLER, Austin).  
 2-3 USA 20 DAVIS, Thomas rush for 15 yards to the USA35, fumble by DAVIS, Thomas recovered by TRHS  
 HATZENBILER, D at USA40.

*2 plays, 27 yards, 0:36*

TONGUE RIVER HS drive start at 00:50.

# Play-by-Play Summary (2nd quarter) Tongue River HS vs Upton-Sundance (Nov 14, 2015 at LARAMIE, Wyo.)

1-10 USA 40 KERNs, Will pass complete to BULLER, Cody for 40 yards to the USA0, 1ST DOWN TRHS, P5  
TOUCHDOWN, clock 00:43.  
1-G USA 02 KERNs, Will kick attempt good.

Upton-Sundance 26, Tongue River HS 7

*1 play, 40 yards, 0:07*

KERNs, Will kickoff 39 yards to the USA21, INGALLS, Cort return 12 yards to the USA33  
(KERNs, Will), PENALTY USA IB 10 yards to the USA23, 1st and 10, USA ball on USA23.

UPTON-SUNDANCE drive start at 00:43.

1-10 USA 23 TEAM rush for loss of 2 yards to the USA21.  
End of half, clock 00:00.

*1 play, minus 2 yards, 0:43*

END OF 2nd QUARTER: Upton-Sundance 26, Tongue River HS 7

Quarter Summary	Score	Time Poss	1st Downs				Conversions		Rushing	Passing	Penalties
			R	P	X	T	3rd	4th			
Tongue River HS	7	07:12	0	4	1	5	1-4	0-1	5-15	6-14-0-100	1-19
Upton-Sundance	12	04:48	4	0	0	4	2-2	0-0	13-158	0-0-0-0	4-31

# Quickie Statistics (Halftime)

## Tongue River HS vs Upton-Sundance (Nov 14, 2015 at LARAMIE, Wyo.)

	TRHS	USA
Score	7	26
FIRST DOWNS	5	9
RUSHES-YARDS (NET)	9-18	28-211
PASSING YDS (NET)	108	57
Passes Att-Comp-Int	17-8-0	4-3-0
TOTAL OFFENSE PLAYS-YARDS	26-126	32-268
Fumble Returns-Yards	0-0	0-0
Punt Returns-Yards	0-0	2-32
Kickoff Returns-Yards	4-100	2-32
Interception Returns-Yards	0-0	0-0
Punts (Number-Avg)	4-33.8	1-41.0
Fumbles-Lost	0-0	1-1
Penalties-Yards	2-25	4-31
Possession Time	11:04	12:56
Third-Down Conversions	1 of 6	4 of 6
Fourth-Down Conversions	0 of 1	1 of 1

### Tongue River HS

Rushing	No.	Gain	Loss	Net	TD	Lg	Avg
KUTTERER, B	2	9	1	8	0	9	4.0
LYONS, Dillon	6	9	2	7	0	6	1.2
KERNS, Will	1	3	0	3	0	3	3.0

Passing	C-A-I	Yds	TD	Long	Sack
KERNS, Will	8-16-0	108	1	40	0
KUTTERER, B	0-1-0	0	0	0	0

Receiving	No.	Yards	TD	Long
BULLER, Cody	5	90	1	40
KUTTERER, B	3	18	0	9

Punting	No.	Yds	Avg	Long	In20	TB
KERNS, Will	4	135	33.8	36	1	0

Punt Returns	No.	Yards	TD	Long
--------------	-----	-------	----	------

Kick Returns	No.	Yards	TD	Long
KUTTERER, B	4	100	0	27

Tackles	UA-A	Total	Sacks	TFL
KUTTERER, B	5-4	9	0.0	0.0
LOBACH, Matt	4-3	7	0.0	0.0
DICKERSON, J	1-4	5	0.0	0.0
MILLER, Austin	1-2	3	0.0	0.0

### Upton-Sundance

Rushing	No.	Gain	Loss	Net	TD	Lg	Avg
WOODARD, Hunter	6	86	0	86	3	64	14.3
BUTTS, Dawson	9	59	0	59	0	20	6.6
DAVIS, Thomas	6	48	0	48	0	15	8.0
BEYL, Chase	5	14	2	12	0	6	2.4

Passing	C-A-I	Yds	TD	Long	Sack
WOODARD, Hunter	3-4-0	57	1	39	0

Receiving	No.	Yards	TD	Long
BUTTS, Dawson	2	18	0	13
MCPeters, R.	1	39	1	39

Punting	No.	Yds	Avg	Long	In20	TB
VIERGETS, Y.	1	41	41.0	41	1	0

Punt Returns	No.	Yards	TD	Long
BUTTS, Dawson	2	32	0	22

Kick Returns	No.	Yards	TD	Long
MCPeters, R.	1	20	0	20
INGALLS, Cort	1	12	0	12

Tackles	UA-A	Total	Sacks	TFL
SULLIVAN, John	1-3	4	0.0	0.0
WATT, Payton	3-0	3	0.0	0.0
HELKENN, W	1-2	3	0.0	0.5
MCPeters, R.	2-0	2	0.0	0.0

Qtr	Time	Scoring Play	V-H
1st	08:37	USA - MCPeters, R. 39 yd pass from WOODARD, Hunter (CROSS, Forest kick), 7-61 3:23	0 - 7
	00:09	USA - WOODARD, Hunter 1 yd run (CROSS, Forest kick), 9-49 2:42	0 - 14
2nd	09:27	USA - WOODARD, Hunter 2 yd run (CROSS, Forest kick failed), 6-31 2:02	0 - 20
	04:59	USA - WOODARD, Hunter 64 yd run (WOODARD, Hunter rush failed), 4-91 1:27	0 - 26
	00:43	TRHS - BULLER, Cody 40 yd pass from KERNS, Will (KERNS, Will kick), 1-40 0:07	7 - 26

# Play-by-Play Summary (3rd quarter)

## Tongue River HS vs Upton-Sundance (Nov 14, 2015 at LARAMIE, Wyo.)

Start of 3rd quarter, clock 12:00, USA ball on USA40.

CROSS, Forest kickoff 55 yards to the TRHS5, LYONS, Dillon return 25 yards to the TRHS30 (INGALLS, Cort).

TONGUE RIVER HS drive start at 12:00.

1-10	Trhs 30	KUTTERER, B rush for 3 yards to the TRHS33 (GRAY, Donovan).	
2-7	Trhs 33	LYONS, Dillon rush for 17 yards to the 50 yardline, 1ST DOWN TRHS, out-of-bounds (INGALLS, Cort).	R6
1-10	Trhs 50	KUTTERER, B rush for 1 yard to the USA49 (VIERGETS, Y.; SULLIVAN, John).	
2-9	USA 49	KUTTERER, B pass complete to DICKERSON, J for 17 yards to the USA32, 1ST DOWN TRHS (WATT, Payton).	P7
1-10	USA 32	KUTTERER, B pass complete to BULLER, Cody for 15 yards to the USA17, 1ST DOWN TRHS (MCPeters, R.).	P8
1-10	USA 17	KUTTERER, B rush for 2 yards to the USA15 (DAVIS, Thomas; SULLIVAN, John).	
2-8	USA 15	KUTTERER, B pass incomplete to OSTLER, Ian, PENALTY USA pass interference 8 yards to the USA7, 1ST DOWN TRHS, NO PLAY.	X9
1-G	USA 07	KUTTERER, B rush for loss of 3 yards to the USA10 (VIERGETS, Y.; GRAY, Donovan).	
2-G	USA 10	KUTTERER, B rush for 5 yards to the USA5 (HELKENN, W).	
3-G	USA 05	KUTTERER, B rush for 1 yard to the USA4 (HELKENN, W).	
4-G	USA 04	2nd and 4.	
2-G	USA 04	KUTTERER, B pass incomplete to HATZENBILER, D (INGHRAM, Cole).	
3-G	USA 04	KERNS, Will pass complete to LYONS, Dillon for 4 yards to the USA0, TOUCHDOWN, clock 07:29.	
1-G	USA 02	KERNS, Will kick attempt good.	

Upton-Sundance 26, Tongue River HS 14

*11 plays, 70 yards, 4:31*

KERNS, Will kickoff 47 yards to the USA13, INGALLS, Cort return 21 yards to the USA34 (LOBACH, Matt).

UPTON-SUNDANCE drive start at 07:29.

1-10	USA 34	BUTTS, Dawson rush for 6 yards to the USA40, out-of-bounds (OSTLER, Ian; KUTTERER, B).
2-4	USA 40	WOODARD, Hunter rush for loss of 4 yards to the USA36 (KOBZA, Jaxn).
3-8	USA 36	WOODARD, Hunter sacked for loss of 7 yards to the USA29 (KOBZA, Jaxn).
4-15	USA 29	VIERGETS, Y. punt 18 yards to the USA47, downed.

*3 plays, minus 5 yards, 2:12*

TONGUE RIVER HS drive start at 05:17.

1-10	USA 47	KERNS, Will pass incomplete to DICKERSON, J.
2-10	USA 47	LYONS, Dillon rush for 1 yard to the USA46 (INGHRAM, Cole; 60).
3-9	USA 46	KERNS, Will pass incomplete to BULLER, Cody, PENALTY TRHS illegal formation declined.
4-9	USA 46	Timeout Upton-Sundance, clock 04:26.
4-9	USA 46	KERNS, Will punt 46 yards to the USA0, touchback.

*3 plays, 1 yard, 0:59*

UPTON-SUNDANCE drive start at 04:18.

1-10	USA 20	DAVIS, Thomas rush for 8 yards to the USA28 (KUTTERER, B).
2-2	USA 28	BUTTS, Dawson rush for 3 yards to the USA31, 1ST DOWN USA (LOBACH, Matt; SCHRODER, Mason)R10
1-10	USA 31	DAVIS, Thomas rush for 1 yard to the USA32 (HEILING, Kyler).
2-9	USA 32	BUTTS, Dawson rush for 1 yard to the USA33 (DICKERSON, J).
3-8	USA 33	BEYL, Chase rush for 5 yards to the USA38 (HATZENBILER, D).
4-3	USA 38	VIERGETS, Y. punt 16 yards to the TRHS46, downed.

*5 plays, 18 yards, 2:28*

TONGUE RIVER HS drive start at 01:50.

1-10	Trhs 46	LYONS, Dillon rush for 1 yard to the TRHS47 (SULLIVAN, John).
2-9	Trhs 47	KUTTERER, B pass incomplete to BULLER, Cody.
3-9	Trhs 47	KERNS, Will sacked for loss of 8 yards to the TRHS39 (GRAY, Donovan).
4-17	Trhs 39	KERNS, Will punt 35 yards to the USA26, downed.

*3 plays, minus 7 yards, 1:37*

UPTON-SUNDANCE drive start at 00:13.

1-10	USA 26	BUTTS, Dawson rush for 5 yards to the USA31 (KUTTERER, B; KOBZA, Jaxn).
------	--------	---

END OF 3rd QUARTER: Upton-Sundance 26, Tongue River HS 14

Quarter Summary	Score	Time	1st Downs				Conversions		Rushing	Passing	Penalties
		Poss	R	P	X	T	3rd	4th			
Tongue River HS	7	07:07	1	2	1	4	1-4	0-0	10-20	3-7-0-36	0-0
Upton-Sundance	0	04:53	1	0	0	1	0-2	0-0	9-18	0-0-0-0	1-8

# Quickie Statistics (3rd quarter)

## Tongue River HS vs Upton-Sundance (Nov 14, 2015 at LARAMIE, Wyo.)

	TRHS	USA
Score	14	26
FIRST DOWNS	9	10
RUSHES-YARDS (NET)	19-38	37-229
PASSING YDS (NET)	144	57
Passes Att-Comp-Int	24-11-0	4-3-0
TOTAL OFFENSE PLAYS-YARDS	43-182	41-286
Fumble Returns-Yards	0-0	0-0
Punt Returns-Yards	0-0	2-32
Kickoff Returns-Yards	5-125	3-53
Interception Returns-Yards	0-0	0-0
Punts (Number-Avg)	6-36.0	3-25.0
Fumbles-Lost	0-0	1-1
Penalties-Yards	2-25	5-39
Possession Time	18:11	17:49
Third-Down Conversions	2 of 10	4 of 8
Fourth-Down Conversions	0 of 1	1 of 1

### Tongue River HS

Rushing	No.	Gain	Loss	Net	TD	Lg	Avg
LYONS, Dillon	9	28	2	26	0	17	2.9
KUTTERER, B	8	21	4	17	0	9	2.1
KERNS, Will	2	3	8	-5	0	3	-2.5

Passing	C-A-I	Yds	TD	Long	Sack
KERNS, Will	9-19-0	112	2	40	1
KUTTERER, B	2-5-0	32	0	17	0

Receiving	No.	Yards	TD	Long
BULLER, Cody	6	105	1	40
KUTTERER, B	3	18	0	9
DICKERSON, J	1	17	0	17
LYONS, Dillon	1	4	1	4

Punting	No.	Yds	Avg	Long	In20	TB
KERNS, Will	6	216	36.0	46	1	1

Punt Returns	No.	Yards	TD	Long
--------------	-----	-------	----	------

Kick Returns	No.	Yards	TD	Long
KUTTERER, B	4	100	0	27
LYONS, Dillon	1	25	0	25

Tackles	UA-A	Total	Sacks	TFL
KUTTERER, B	6-6	12	0.0	0.0
LOBACH, Matt	5-4	9	0.0	0.0
KOBZA, Jaxn	3-3	6	1.0	2.5
DICKERSON, J	2-4	6	0.0	0.0

### Upton-Sundance

Rushing	No.	Gain	Loss	Net	TD	Lg	Avg
WOODARD, Hunter	8	86	11	75	3	64	9.4
BUTTS, Dawson	13	74	0	74	0	20	5.7
DAVIS, Thomas	8	57	0	57	0	15	7.1
BEYL, Chase	6	19	2	17	0	6	2.8

Passing	C-A-I	Yds	TD	Long	Sack
WOODARD, Hunter	3-4-0	57	1	39	1

Receiving	No.	Yards	TD	Long
BUTTS, Dawson	2	18	0	13
MCPeters, R.	1	39	1	39

Punting	No.	Yds	Avg	Long	In20	TB
VIERGETS, Y.	3	75	25.0	41	1	0

Punt Returns	No.	Yards	TD	Long
BUTTS, Dawson	2	32	0	22

Kick Returns	No.	Yards	TD	Long
INGALLS, Cort	2	33	0	21
MCPeters, R.	1	20	0	20

Tackles	UA-A	Total	Sacks	TFL
SULLIVAN, John	2-5	7	0.0	0.0
GRAY, Donovan	3-2	5	1.0	1.5
HELKENN, W	3-2	5	0.0	0.5
WATT, Payton	4-0	4	0.0	0.0

Qtr	Time	Scoring Play	V-H
1st	08:37	USA - MCPeters, R. 39 yd pass from WOODARD, Hunter (CROSS, Forest kick), 7-61 3:23	0 - 7
	00:09	USA - WOODARD, Hunter 1 yd run (CROSS, Forest kick), 9-49 2:42	0 - 14
2nd	09:27	USA - WOODARD, Hunter 2 yd run (CROSS, Forest kick failed), 6-31 2:02	0 - 20
	04:59	USA - WOODARD, Hunter 64 yd run (WOODARD, Hunter rush failed), 4-91 1:27	0 - 26
	00:43	TRHS - BULLER, Cody 40 yd pass from KERNS, Will (KERNS, Will kick), 1-40 0:07	7 - 26
3rd	07:29	TRHS - LYONS, Dillon 4 yd pass from KERNS, Will (KERNS, Will kick), 11-70 4:31	14 - 26

# Play-by-Play Summary (4th quarter)

## Tongue River HS vs Upton-Sundance (Nov 14, 2015 at LARAMIE, Wyo.)

2-5	USA 31	Start of 4th quarter, clock 12:00.	
2-5	USA 31	DAVIS, Thomas rush for 5 yards to the USA36, 1ST DOWN USA (LYONS, Dillon).	R11
1-10	USA 36	BEYL, Chase rush for 5 yards to the USA41 (DICKERSON, J; LYONS, Dillon).	
2-5	USA 41	BEYL, Chase rush for 4 yards to the USA45 (BULLER, Cody; KOBZA, Jaxn).	
3-1	USA 45	BUTTS, Dawson rush for 7 yards to the TRHS48, 1ST DOWN USA (KUTTERER, B; MILLER, Austin).	R12
1-10	Trhs 48	BUTTS, Dawson rush for 28 yards to the TRHS20, 1ST DOWN USA (HATZENBILER, D).	R13
1-10	Trhs 20	BEYL, Chase rush for 4 yards to the TRHS16 (LOBACH, Matt).	
2-6	Trhs 16	WOODARD, Hunter rush for 12 yards to the TRHS4, 1ST DOWN USA (KUTTERER, B).	R14
1-G	Trhs 04	DAVIS, Thomas rush for 1 yard to the TRHS3 (DICKERSON, J).	
2-G	Trhs 03	WOODARD, Hunter rush for 2 yards to the TRHS1 (KUTTERER, B; MILLER, Austin).	
3-G	Trhs 01	WOODARD, Hunter rush for no gain to the TRHS1 (SCHRODER, Mason; KUTTERER, B).	
4-G	Trhs 01	Timeout Upton-Sundance, clock 08:14.	
4-G	Trhs 01	PENALTY TRHS encroachment 0 yards to the TRHS1.	
4-G	Trhs 01	PENALTY USA false start 4 yards to the TRHS5.	
4-G	Trhs 05	BUTTS, Dawson rush for 3 yards to the TRHS2 (LOBACH, Matt).	

*12 plays, 72 yards, 4:05*

TONGUE RIVER HS drive start at 08:08.

1-10	Trhs 02	KERNS, Will pass incomplete to BULLER, Cody.	
2-10	Trhs 02	LYONS, Dillon rush for 1 yard to the TRHS3 (CROSS, Forest; SULLIVAN, John).	
3-9	Trhs 03	KERNS, Will pass complete to DICKERSON, J for 7 yards to the TRHS10, fumble forced by SULLIVAN, John, fumble by DICKERSON, J recovered by TRHS LYTTON, AJ at TRHS11.	
4-1	Trhs 11	KERNS, Will pass complete to KUTTERER, B for 8 yards to the TRHS19, 1ST DOWN TRHS.	P10
1-10	Trhs 19	KERNS, Will pass incomplete to BULLER, Cody.	
2-10	Trhs 19	KERNS, Will pass complete to LYONS, Dillon for 3 yards to the TRHS22, out-of-bounds (BUTTS, Dawson), PENALTY TRHS holding 11 yards to the TRHS8, NO PLAY.	
2-21	Trhs 08	KERNS, Will pass incomplete to BULLER, Cody (BUTTS, Dawson).	
3-21	Trhs 08	KERNS, Will pass complete to KUTTERER, B for 19 yards to the TRHS27, out-of-bounds (WOODARD, Hunter; WATT, Payton).	
4-2	Trhs 27	KERNS, Will pass complete to BULLER, Cody for 6 yards to the TRHS33, 1ST DOWN TRHS (INGHRAM, Cole).	P11
1-10	Trhs 33	LYONS, Dillon rush for no gain to the TRHS33 (60; VIERGETS, Y.).	
2-10	Trhs 33	KERNS, Will pass incomplete to KUTTERER, B (WOODARD, Hunter).	
3-10	Trhs 33	KERNS, Will pass incomplete to BULLER, Cody.	
4-10	Trhs 33	KERNS, Will pass incomplete to KUTTERER, B.	

*12 plays, 31 yards, 3:16*

UPTON-SUNDANCE drive start at 04:52.

1-10	Trhs 33	DAVIS, Thomas rush for 3 yards to the TRHS30 (LOBACH, Matt; KUTTERER, B).	
2-7	Trhs 30	BEYL, Chase rush for no gain to the TRHS30 (LOBACH, Matt; HEILING, Kyler).	
3-7	Trhs 30	WOODARD, Hunter pass intercepted by BULLER, Cody at the TRHS0, BULLER, Cody return 0 yards to the TRHS0, touchback.	

*3 plays, 3 yards, 1:14*

TONGUE RIVER HS drive start at 03:38.

1-10	Trhs 20	KERNS, Will pass incomplete to DICKERSON, J (BUTTS, Dawson).	
2-10	Trhs 20	KERNS, Will pass complete to KUTTERER, B for 3 yards to the TRHS23 (WOODARD, Hunter).	
3-7	Trhs 23	Timeout Tongue River HS, clock 02:53.	
3-7	Trhs 23	KERNS, Will sacked for loss of 8 yards to the TRHS15 (SULLIVAN, John; VIERGETS, Y.).	
4-15	Trhs 15	KERNS, Will sacked for loss of 10 yards to the TRHS5 (DAVIS, Thomas; VIERGETS, Y.).	

*4 plays, minus 15 yards, 1:47*

UPTON-SUNDANCE drive start at 01:51.

1-G	Trhs 05	BEYL, Chase rush for 1 yard to the TRHS4 (DICKERSON, J).	
2-G	Trhs 04	BUTTS, Dawson rush for 2 yards to the TRHS2 (DICKERSON, J).	
3-G	Trhs 02	WOODARD, Hunter rush for 2 yards to the TRHS0, TOUCHDOWN, clock 00:53.	
1-G	Trhs 02	CROSS, Forest kick attempt good.	

Upton-Sundance 33, Tongue River HS 14

*3 plays, 5 yards, 0:58*

CROSS, Forest kickoff 55 yards to the TRHS5, out-of-bounds, TRHS ball on TRHS35.

TONGUE RIVER HS drive start at 00:53.

1-10	Trhs 35	KERNS, Will pass incomplete to HATZENBILER, D.	
2-10	Trhs 35	KERNS, Will pass incomplete to BULLER, Cody, dropped pass.	
3-10	Trhs 35	KERNS, Will pass complete to KUTTERER, B for 10 yards to the TRHS45, 1ST DOWN TRHS.	P12
1-10	Trhs 45	LYONS, Dillon rush for loss of 3 yards to the TRHS42 (CROSS, Forest; 60).	
2-13	Trhs 42	Timeout Tongue River HS, clock 00:27.	
2-13	Trhs 42	KERNS, Will pass complete to DILLON-MOORE, B for 13 yards to the USA45, 1ST DOWN TRHS, out-of-bounds (MCMILLAN, A.).	P13
1-10	USA 45	DILLION-BENNETT rush for 1 yard to the USA44 (TURNER, N.; 60).	
		End of game, clock 00:00.	

*6 plays, 21 yards, 0:53*

FINAL SCORE: Upton-Sundance 33, Tongue River HS 14

# Play-by-Play Summary (4th quarter) Tongue River HS vs Upton-Sundance (Nov 14, 2015 at LARAMIE, Wyo.)

Quarter Summary	Score	Time Poss	1st Downs				Conversions		Rushing	Passing	Penalties
			R	P	X	T	3rd	4th			
Tongue River HS	0	05:56	0	4	0	4	1-5	2-4	6-(-19)	7-16-0-67	2-11
Upton-Sundance	7	06:04	4	0	0	4	2-4	0-1	16-79	0-1-1-0	1-4



Quickie Statistics (4th quarter)  
Tongue River HS vs Upton-Sundance (Nov 14, 2015 at LARAMIE, Wyo.)

	TRHS	USA
Score	14	33
FIRST DOWNS	13	14
RUSHES-YARDS (NET)	25-19	53-308
PASSING YDS (NET)	211	57
Passes Att-Comp-Int	40-18-0	5-3-1
TOTAL OFFENSE PLAYS-YARDS	65-230	58-365
Fumble Returns-Yards	0-0	0-0
Punt Returns-Yards	0-0	2-32
Kickoff Returns-Yards	5-125	3-53
Interception Returns-Yards	1-0	0-0
Punts (Number-Avg)	6-36.0	3-25.0
Fumbles-Lost	1-0	1-1
Penalties-Yards	4-36	6-43
Possession Time	24:07	23:53
Third-Down Conversions	3 of 15	6 of 12
Fourth-Down Conversions	2 of 5	1 of 2

Tongue River HS

Rushing	No.	Gain	Loss	Net	TD	Lg	Avg
LYONS, Dillon	12	29	5	24	0	17	2.0
KUTTERER, B	8	21	4	17	0	9	2.1
DILLION-BENNETT	1	1	0	1	0	1	1.0
KERNS, Will	4	3	26	-23	0	3	-5.8

Passing	C-A-I	Yds	TD	Long	Sack
KERNS, Will	16-35-0	179	2	40	3
KUTTERER, B	2-5-0	32	0	17	0

Receiving	No.	Yards	TD	Long
BULLER, Cody	7	111	1	40
KUTTERER, B	7	58	0	19
DICKERSON, J	2	25	0	17
DILLON-MOORE, B	1	13	0	13

Punting	No.	Yds	Avg	Long	In20	TB
KERNS, Will	6	216	36.0	46	1	1

Punt Returns	No.	Yards	TD	Long
--------------	-----	-------	----	------

Kick Returns	No.	Yards	TD	Long
KUTTERER, B	4	100	0	27
LYONS, Dillon	1	25	0	25

Tackles	UA-A	Total	Sacks	TFL
KUTTERER, B	7-10	17	0.0	0.0
LOBACH, Matt	7-6	13	0.0	0.0
DICKERSON, J	5-5	10	0.0	0.0
KOBZA, Jaxn	3-4	7	1.0	2.5

Upton-Sundance

Rushing	No.	Gain	Loss	Net	TD	Lg	Avg
BUTTS, Dawson	17	114	0	114	0	28	6.7
WOODARD, Hunter	12	102	11	91	4	64	7.6
DAVIS, Thomas	11	66	0	66	0	15	6.0
BEYL, Chase	11	33	2	31	0	6	2.8

Passing	C-A-I	Yds	TD	Long	Sack
WOODARD, Hunter	3-5-1	57	1	39	1

Receiving	No.	Yards	TD	Long
BUTTS, Dawson	2	18	0	13
MCPeters, R.	1	39	1	39

Punting	No.	Yds	Avg	Long	In20	TB
VIERGETS, Y.	3	75	25.0	41	1	0

Punt Returns	No.	Yards	TD	Long
BUTTS, Dawson	2	32	0	22


Kick Returns	No.	Yards	TD	Long
INGALLS, Cort	2	33	0	21
MCPeters, R.	1	20	0	20

Tackles	UA-A	Total	Sacks	TFL
SULLIVAN, John	3-7	10	0.5	0.5
VIERGETS, Y.	1-5	6	1.0	2.5
WATT, Payton	4-1	5	0.0	0.0
HELKENN, W	3-2	5	0.0	0.5

Qtr	Time	Scoring Play	V-H
1st	08:37	USA - MCPeters, R. 39 yd pass from WOODARD, Hunter (CROSS, Forest kick), 7-61 3:23	0 - 7
	00:09	USA - WOODARD, Hunter 1 yd run (CROSS, Forest kick), 9-49 2:42	0 - 14
2nd	09:27	USA - WOODARD, Hunter 2 yd run (CROSS, Forest kick failed), 6-31 2:02	0 - 20
	04:59	USA - WOODARD, Hunter 64 yd run (WOODARD, Hunter rush failed), 4-91 1:27	0 - 26
	00:43	TRHS - BULLER, Cody 40 yd pass from KERNS, Will (KERNS, Will kick), 1-40 0:07	7 - 26
3rd	07:29	TRHS - LYONS, Dillon 4 yd pass from KERNS, Will (KERNS, Will kick), 11-70 4:31	14 - 26
4th	00:53	USA - WOODARD, Hunter 2 yd run (CROSS, Forest kick), 3-5 0:58	14 - 33



## 2015 State 2A Football Championship Bracket



**1st Place:** Wheatland

**2nd Place:** Glenrock

**Scoring Summary (Final)**  
**The Automated ScoreBook**  
**Glenrock HS vs Wheatland HS (Nov 13, 2015 at Laramie, Wyo.)**

Glenrock HS (8-3) vs. Wheatland HS (10-1)

Date: Nov 13, 2015 • Site: Laramie, Wyo. • Stadium: War Memorial Stadium

Attendance: 2346

<b>Score by Quarters</b>	<b>1</b>	<b>2</b>	<b>3</b>	<b>4</b>	<b>Total</b>
Glenrock HS	8	0	0	0	<b>8</b>
Wheatland HS	0	6	8	8	<b>22</b>

<b>Qtr</b>	<b>Time</b>	<b>Scoring Play</b>	<b>V-H</b>
1st	04:38	GLR - SCHWINDT, G 1 yd run (FARGEN, Cooper pass from FARLEY, Dillon), 11-56 7:22	8 - 0
2nd	02:34	WHS - POLLACK, Kyle 13 yd pass from CHESSER, Daniel (WARD, Jacob rush failed), 4-15 1:44	8 - 6
3rd	08:43	WHS - WILLIS, Nathan 5 yd run (WARD, Jacob rush), 10-64 3:17	8 - 14
4th	11:54	WHS - CHESSER, Daniel 9 yd run (CHESSER, Daniel rush), 8-40 4:41	8 - 22

Kickoff time: 12:00 pm • End of Game: 2:13 pm • Total elapsed time: 2:13

Officials:

Temperature: 43 • Wind: 20 mph • Weather: Sunny and breezy

**Team Statistics (Final)**  
**The Automated ScoreBook**  
**Glenrock HS vs Wheatland HS (Nov 13, 2015 at Laramie, Wyo.)**

	GLR	WHS
<b>FIRST DOWNS</b>	6	12
Rushing	6	8
Passing	0	3
Penalty	0	1
<b>NET YARDS RUSHING</b>	159	128
Rushing Attempts	40	35
Average Per Rush	4.0	3.7
Rushing Touchdowns	1	2
Yards Gained Rushing	172	137
Yards Lost Rushing	13	9
<b>NET YARDS PASSING</b>	5	42
Completions-Attempts-Int	1-7-0	6-19-0
Average Per Attempt	0.7	2.2
Average Per Completion	5.0	7.0
Passing Touchdowns	0	1
<b>TOTAL OFFENSE YARDS</b>	164	170
Total offense plays	47	54
Average Gain Per Play	3.5	3.1
Fumbles: Number-Lost	3-1	1-1
Penalties: Number-Yards	6-33	7-48
PUNTS-YARDS	4-86	4-182
Average Yards Per Punt	21.5	45.5
Net Yards Per Punt	11.5	44.5
Inside 20	0	2
50+ Yards	0	1
Touchbacks	0	0
Fair catch	0	0
KICKOFFS-YARDS	2-93	4-148
Average Yards Per Kickoff	46.5	37.0
Net Yards Per Kickoff	36.5	25.5
Touchbacks	0	0
Punt returns: Number-Yards-TD	1-4-0	2-40-0
Average Per Return	4.0	20.0
Kickoff returns: Number-Yds-TD	4-46-0	2-20-0
Average Per Return	11.5	10.0
Interceptions: Number-Yds-TD	0-0-0	0-0-0
Fumble Returns: Number-Yds-TD	0-0-0	0-0-0
Miscellaneous Yards	0	0
Possession Time	25:48	22:12
1st Quarter	9:31	2:29
2nd Quarter	6:39	5:21
3rd Quarter	3:27	8:33
4th Quarter	6:11	5:49
Third-Down Conversions	2 of 12	3 of 12
Fourth-Down Conversions	1 of 5	3 of 4
Red-Zone Scores-Chances	1-2	3-4
Touchdowns	1-2	3-4
Field goals	0-2	0-4
Sacks By: Number-Yards	0-0	0-0
PAT Kicks	0-0	0-0
Field Goals	0-0	0-0
Points off turnovers	0	0

# Individual Statistics (Final)

## The Automated ScoreBook

### Glenrock HS vs Wheatland HS (Nov 13, 2015 at Laramie, Wyo.)

#### Glenrock HS

<b>Rushing</b>	<b>No.</b>	<b>Gain</b>	<b>Loss</b>	<b>Net</b>	<b>TD</b>	<b>Lg</b>	<b>Avg</b>
SCHWINDT, G	19	106	2	104	1	45	5.5
ARNOLD, Alec	11	35	5	30	0	11	2.7
FARLEY, Dillon	4	18	4	14	0	9	3.5
FARGEN, Cooper	5	13	2	11	0	9	2.2
STEWART, Elijah	1	0	0	0	0	0	0.0
<b>Totals</b>	<b>40</b>	<b>172</b>	<b>13</b>	<b>159</b>	<b>1</b>	<b>45</b>	<b>4.0</b>

<b>Passing</b>	<b>C-A-I</b>	<b>Yds</b>	<b>TD</b>	<b>Long</b>	<b>Sack</b>
FARLEY, Dillon	1-6-0	5	0	5	0
FARGEN, Cooper	0-1-0	0	0	0	0
<b>Totals</b>	<b>1-7-0</b>	<b>5</b>	<b>0</b>	<b>5</b>	<b>0</b>

<b>Receiving</b>	<b>No.</b>	<b>Yards</b>	<b>TD</b>	<b>Long</b>
FARGEN, Cooper	1	5	0	5
<b>Totals</b>	<b>1</b>	<b>5</b>	<b>0</b>	<b>5</b>

<b>Punting</b>	<b>No.</b>	<b>Yds</b>	<b>Avg</b>	<b>Long</b>	<b>In20</b>	<b>TB</b>
FARGEN, Cooper	4	86	21.5	28	0	0
<b>Totals</b>	<b>4</b>	<b>86</b>	<b>21.5</b>	<b>28</b>	<b>0</b>	<b>0</b>

<b>Returns</b>	<b>Punt</b>			<b>Kickoff</b>			<b>Intercept</b>		
	<b>No</b>	<b>Yds</b>	<b>Lg</b>	<b>No</b>	<b>Yds</b>	<b>Lg</b>	<b>No</b>	<b>Yds</b>	<b>Lg</b>
SCHWINDT, G	1	4	4	1	20	20	0	0	0
GRIFFITS, D	0	0	0	1	10	10	0	0	0
ARNOLD, Alec	0	0	0	1	7	7	0	0	0
FARGEN, Cooper	0	0	0	1	9	9	0	0	0
<b>Totals</b>	<b>1</b>	<b>4</b>	<b>4</b>	<b>4</b>	<b>46</b>	<b>20</b>	<b>0</b>	<b>0</b>	<b>0</b>

<b>Field goals</b>	<b>Qtr</b>	<b>Time</b>	<b>Dist</b>	<b>Result</b>
--------------------	------------	-------------	-------------	---------------

<b>Kickoffs</b>	<b>No.</b>	<b>Yards</b>	<b>Avg</b>	<b>TB</b>	<b>OB</b>
BOPP, Tucker	2	93	46.5	0	0

<b>All-purpose</b>	<b>Run</b>	<b>Rcv</b>	<b>KR</b>	<b>PR</b>	<b>IR</b>	<b>Total</b>
SCHWINDT, G	104	0	20	4	0	128
ARNOLD, Alec	30	0	7	0	0	37
FARGEN, Cooper	11	5	9	0	0	25
FARLEY, Dillon	14	0	0	0	0	14

#### Wheatland HS

<b>Rushing</b>	<b>No.</b>	<b>Gain</b>	<b>Loss</b>	<b>Net</b>	<b>TD</b>	<b>Lg</b>	<b>Avg</b>
CHESSER, Daniel	12	60	3	57	1	16	4.8
WARD, Jacob	13	42	4	38	0	12	2.9
WILLIS, Nathan	9	35	0	35	1	8	3.9
TEAM	1	0	2	-2	0	0	-2.0
<b>Totals</b>	<b>35</b>	<b>137</b>	<b>9</b>	<b>128</b>	<b>2</b>	<b>16</b>	<b>3.7</b>

<b>Passing</b>	<b>C-A-I</b>	<b>Yds</b>	<b>TD</b>	<b>Long</b>	<b>Sack</b>
CHESSER, Daniel	6-19-0	42	1	13	0
<b>Totals</b>	<b>6-19-0</b>	<b>42</b>	<b>1</b>	<b>13</b>	<b>0</b>

<b>Receiving</b>	<b>No.</b>	<b>Yards</b>	<b>TD</b>	<b>Long</b>
POLLACK, Kyle	3	23	1	13
MADSEN, Josh	3	19	0	10
<b>Totals</b>	<b>6</b>	<b>42</b>	<b>1</b>	<b>13</b>

<b>Punting</b>	<b>No.</b>	<b>Yds</b>	<b>Avg</b>	<b>Long</b>	<b>In20</b>	<b>TB</b>
POLLACK, Kyle	4	182	45.5	65	2	0
<b>Totals</b>	<b>4</b>	<b>182</b>	<b>45.5</b>	<b>65</b>	<b>2</b>	<b>0</b>

<b>Returns</b>	<b>Punt</b>			<b>Kickoff</b>			<b>Intercept</b>		
	<b>No</b>	<b>Yds</b>	<b>Lg</b>	<b>No</b>	<b>Yds</b>	<b>Lg</b>	<b>No</b>	<b>Yds</b>	<b>Lg</b>
POLLACK, Kyle	2	40	21	1	-3	0	0	0	0
GUNTER, Preston	0	0	0	1	23	23	0	0	0
<b>Totals</b>	<b>2</b>	<b>40</b>	<b>21</b>	<b>2</b>	<b>20</b>	<b>23</b>	<b>0</b>	<b>0</b>	<b>0</b>

<b>Field goals</b>	<b>Qtr</b>	<b>Time</b>	<b>Dist</b>	<b>Result</b>
--------------------	------------	-------------	-------------	---------------

<b>Kickoffs</b>	<b>No.</b>	<b>Yards</b>	<b>Avg</b>	<b>TB</b>	<b>OB</b>
HANKS, Cory	4	148	37.0	0	0

<b>All-purpose</b>	<b>Run</b>	<b>Rcv</b>	<b>KR</b>	<b>PR</b>	<b>IR</b>	<b>Total</b>
POLLACK, Kyle	0	23	-3	40	0	60
CHESSER, Daniel	57	0	0	0	0	57
WARD, Jacob	38	0	0	0	0	38
WILLIS, Nathan	35	0	0	0	0	35

FUMBLES: Glenrock HS-SCHWINDT, G 1-0; FARLEY, Dillon 1-0; ARNOLD, Alec 1-1. Wheatland HS-WARD, Jacob 1-1.

**Defensive Statistics (Final)**  
**The Automated ScoreBook**  
**Glenrock HS vs Wheatland HS (Nov 13, 2015 at Laramie, Wyo.)**

#	Glenrock HS	Solo	Ast	Total	Sacks-Yds	TFL-Yds	FF	FR-Yds	Int-Yds	BrUp	Blks	QBH
12	BOPP, Tanner	6	0	6	-	1.0-3	-	-	-	-	-	-
10	FARLEY, Dillon	5	0	5	-	-	-	-	-	-	-	-
22	SCHWINDT, G	3	2	5	-	-	-	-	-	-	-	-
11	FARGEN, Cooper	4	0	4	-	-	-	-	-	1	-	-
45	ARNOLD, Alec	3	1	4	-	0.5-1	-	-	-	1	-	-
24	STEWART, Elijah	3	1	4	-	-	-	-	-	1	-	-
85	SEXSON, Kai	2	1	3	-	1.0-1	-	1-0	-	-	-	-
55	HALL, Blake	2	1	3	-	-	-	-	-	-	-	-
20	BOPP, Tucker	1	2	3	-	0.5-1	-	-	-	-	-	-
70	DOWNS, Logan	0	3	3	-	-	-	-	-	-	-	-
74	RITTER, Isaac	2	0	2	-	-	-	-	-	-	-	-
47	STELLPLUG, G	0	1	1	-	-	-	-	-	-	-	-
15	DAVIES, Dalton	0	1	1	-	-	-	-	-	-	-	-
32	ARNOLD, Ian	0	1	1	-	-	-	-	-	-	-	-
Totals		31	14	45	0.0-0	3.0-6	0	1-0	0-0	3	0	0

#	Wheatland HS	Solo	Ast	Total	Sacks-Yds	TFL-Yds	FF	FR-Yds	Int-Yds	BrUp	Blks	QBH
3	UTTER, Landon	7	1	8	-	1.0-2	-	-	-	-	-	-
27	WILLIS, Nathan	6	0	6	-	1.0-5	-	-	-	-	-	-
68	CALVERT, Josh	5	1	6	-	-	1	-	-	-	-	-
45	ANDERSON, P	5	0	5	-	-	-	-	-	-	-	-
18	MADSEN, Haydn	5	0	5	-	1.0-2	-	1-0	-	-	-	-
1	POLLACK, Kyle	3	1	4	-	-	-	-	-	1	-	-
17	GUNTER, Preston	2	1	3	-	-	-	-	-	-	-	-
86	MADSEN, Josh	2	0	2	-	-	-	-	-	-	-	-
70	BORTON, Justis	2	0	2	-	-	-	-	-	-	-	-
34	ZIMMERMAN, B	1	0	1	-	-	-	-	-	-	-	-
6	ERICKSON, Tyler	1	0	1	-	-	-	-	-	-	-	-
11	GUNTER, Zac	1	0	1	-	-	-	-	-	-	-	-
Totals		40	4	44	0.0-0	3.0-9	1	1-0	0-0	1	0	0

**Participation Report (Final)**  
**The Automated ScoreBook**  
**Glenrock HS vs Wheatland HS (Nov 13, 2015 at Laramie, Wyo.)**

Glenrock HS: 10-FARLEY, Dillon, 11-FARGEN, Cooper, 12-BOPP, Tanner, 14-GRIFFITTS, D, 15-DAVIES, Dalton, 20-BOPP, Tucker, 22-SCHWINDT, G, 24-STEWART, Elijah, 32-ARNOLD, Ian, 45-ARNOLD, Alec, 47-STELLPLUG, G, 55-HALL, Blake, 70-DOWNS, Logan, 74-RITTER, Isaac, 85-SEXSON, Kai.

Wheatland HS: 1-POLLACK, Kyle, 3-UTTER, Landon, 6-ERICKSON, Tyler, 8-CHESSER, Daniel, 11-GUNTER, Zac, 17-GUNTER, Preston, 18-MADSEN, Haydn, 27-WILLIS, Nathan, 34-ZIMMERMAN, B, 35-WARD, Jacob, 45-ANDERSON, P, 56-HANKS, Cory, 68-CALVERT, Josh, 70-BORTON, Justis, 86-MADSEN, Josh.

**Drive Chart (By Team) (Final)**  
**The Automated ScoreBook**  
**Glenrock HS vs Wheatland HS (Nov 13, 2015 at Laramie, Wyo.)**

Team	Qtr	Drive Started			Drive Ended			Consumed	
		Spot	Time	Obtained	Spot	Time	How lost	PI - Yds	TOP
GLR	1st	G44	12:00	Kickoff	W00	04:38	*TOUCHDOWN	11 - 56	7:22
GLR		G29	02:46	Punt	G35	00:37	Punt	3 - 6	2:09
GLR	2nd	G16	09:25	Downs	G25	08:05	Fumble	3 - 9	1:20
GLR		G25	07:22	Fumble	G10	04:18	Punt	3 - (15)	3:04
GLR		G35	02:34	Kickoff	G41	00:19	Downs	4 - 6	2:15
GLR	3rd	G30	08:43	Kickoff	G37	06:36	Punt	3 - 7	2:07
GLR		G18	05:55	Punt	G22	04:35	Punt	3 - 4	1:20
GLR	4th	G49	11:54	Kickoff	W09	09:53	Downs	5 - 42	2:01
GLR		G37	06:13	Punt	W43	03:49	Downs	6 - 20	2:24
GLR		G15	02:00	Punt	G35	00:14	Downs	6 - 20	1:46

<b>Glenrock HS</b>	<b>1st Qtr</b>	<b>2nd Qtr</b>	<b>3rd Qtr</b>	<b>4th Qtr</b>	<b>1st Half</b>	<b>2nd Half</b>	<b>Total</b>
Time of possession	09:31	06:39	03:27	06:11	16:10	09:38	25:48
3rd down conversions	2-4	0-3	0-2	0-3	2-7	0-5	2-12
Average field position	G36	G25	G24	G33	G29	G29	G29
4th down conversions	1-1	0-1	0-0	0-3	1-2	0-3	1-5

Team	Qtr	Drive Started			Drive Ended			Consumed	
		Spot	Time	Obtained	Spot	Time	How lost	PI - Yds	TOP
WHS	1st	W01	04:38	Kickoff	W06	02:46	Punt	3 - 5	1:52
WHS		W49	00:37	Punt	G16	09:25	Downs	11 - 35	3:12
WHS	2nd	G25	08:05	Fumble	G25	07:22	Fumble	2 - 0	0:43
WHS		G15	04:18	Punt	G00	02:34	*TOUCHDOWN	4 - 15	1:44
WHS		G41	00:19	Downs	G46	00:00	End of half	3 - (5)	0:19
WHS	3rd	W36	12:00	Kickoff	G00	08:43	*TOUCHDOWN	10 - 64	3:17
WHS		G44	06:36	Punt	W48	05:55	Punt	3 - (8)	0:41
WHS		G40	04:35	Punt	G00	11:54	*TOUCHDOWN	8 - 40	4:41
WHS	4th	W09	09:53	Downs	W25	06:13	Punt	6 - 16	3:40
WHS		W43	03:49	Downs	W44	02:00	Punt	3 - 1	1:49
WHS		G35	00:14	Downs	G37	00:00	End of half	1 - (2)	0:14

<b>Wheatland HS</b>	<b>1st Qtr</b>	<b>2nd Qtr</b>	<b>3rd Qtr</b>	<b>4th Qtr</b>	<b>1st Half</b>	<b>2nd Half</b>	<b>Total</b>
Time of possession	02:29	05:21	08:33	05:49	07:50	14:22	22:12
3rd down conversions	0-2	0-3	2-4	1-3	0-5	3-7	3-12
Average field position	W25	G27	W50	W39	G47	W44	W48
4th down conversions	1-1	1-2	0-0	1-1	2-3	1-1	3-4



**Drive Chart (By Quarter) (Final)**  
**The Automated ScoreBook**  
**Glenrock HS vs Wheatland HS (Nov 13, 2015 at Laramie, Wyo.)**

Team	Qtr	Drive Started			Drive Ended			Consumed	
		Spot	Time	Obtained	Spot	Time	How lost	Pl - Yds	TOP
GLR	1st	G44	12:00	Kickoff	W00	04:38	*TOUCHDOWN	11 - 56	7:22
WHS		W01	04:38	Kickoff	W06	02:46	Punt	3 - 5	1:52
GLR		G29	02:46	Punt	G35	00:37	Punt	3 - 6	2:09
WHS		W49	00:37	Punt	G16	09:25	Downs	11 - 35	3:12
GLR	2nd	G16	09:25	Downs	G25	08:05	Fumble	3 - 9	1:20
WHS		G25	08:05	Fumble	G25	07:22	Fumble	2 - 0	0:43
GLR		G25	07:22	Fumble	G10	04:18	Punt	3 - (15)	3:04
WHS		G15	04:18	Punt	G00	02:34	*TOUCHDOWN	4 - 15	1:44
GLR	3rd	G35	02:34	Kickoff	G41	00:19	Downs	4 - 6	2:15
WHS		G41	00:19	Downs	G46	00:00	End of half	3 - (5)	0:19
WHS		W36	12:00	Kickoff	G00	08:43	*TOUCHDOWN	10 - 64	3:17
GLR		G30	08:43	Kickoff	G37	06:36	Punt	3 - 7	2:07
WHS	4th	G44	06:36	Punt	W48	05:55	Punt	3 - (8)	0:41
GLR		G18	05:55	Punt	G22	04:35	Punt	3 - 4	1:20
WHS		G40	04:35	Punt	G00	11:54	*TOUCHDOWN	8 - 40	4:41
GLR		G49	11:54	Kickoff	W09	09:53	Downs	5 - 42	2:01
WHS		W09	09:53	Downs	W25	06:13	Punt	6 - 16	3:40
GLR		G37	06:13	Punt	W43	03:49	Downs	6 - 20	2:24
WHS		W43	03:49	Downs	W44	02:00	Punt	3 - 1	1:49
GLR		G15	02:00	Punt	G35	00:14	Downs	6 - 20	1:46
WHS		G35	00:14	Downs	G37	00:00	End of half	1 - (2)	0:14

# Play-by-Play Summary (1st quarter)

## Glenrock HS vs Wheatland HS (Nov 13, 2015 at Laramie, Wyo.)

1-10	GLR 40	WHS ball on WHS35. HANKS, Cory kickoff 30 yards to the GLR35, FARGEN, Cooper return 9 yards to the GLR44 (ERICKSON, Tyler).	
1-10	GLR 44	FARGEN, Cooper rush for 9 yards to the WHS47 (MADSEN, Josh).	
2-1	WHS 47	STEWART, Elijah rush for no gain to the WHS47 (BORTON, Justis).	
3-1	WHS 47	ARNOLD, Alec rush for 11 yards to the WHS36, 1ST DOWN GLR (GUNTER, Preston).	R1
1-10	WHS 36	PENALTY WHS encroachment 5 yards to the WHS31.	
1-5	WHS 31	SCHWINDT, G rush for 11 yards to the WHS20, 1ST DOWN GLR (POLLACK, Kyle).	R2
1-10	WHS 20	ARNOLD, Alec rush for 2 yards to the WHS18 (GUNTER, Preston; CALVERT, Josh).	
2-8	WHS 18	ARNOLD, Alec rush for 5 yards to the WHS13 (GUNTER, Preston).	
3-3	WHS 13	SCHWINDT, G rush for 4 yards to the WHS9, 1ST DOWN GLR (UTTER, Landon; POLLACK, Kyle).	R3
1-G	WHS 09	SCHWINDT, G rush for 6 yards to the WHS3 (ANDERSON, P).	
2-G	WHS 03	SCHWINDT, G rush for 2 yards to the WHS1 (CALVERT, Josh).	
3-G	WHS 01	PENALTY GLR false start 5 yards to the WHS6.	
3-G	WHS 06	ARNOLD, Alec rush for 4 yards to the WHS2 (ANDERSON, P).	
4-G	WHS 02	PENALTY WHS encroachment 1 yards to the WHS1.	
4-G	WHS 01	SCHWINDT, G rush for 1 yard to the WHS0, TOUCHDOWN, clock 04:38.	
1-G	WHS 02	FARLEY, Dillon pass attempt to FARGEN, Cooper good.	

### Glenrock HS 8, Wheatland HS 0

1-G	GLR 40	GLR ball on 50 yardline.	
<i>11 plays, 56 yards, 7:22</i>			
		BOPP, Tucker kickoff 46 yards to the WHS4, POLLACK, Kyle return -3 yards to the WHS1 (STELLPLUG, G; ARNOLD, Ian).	

#### WHEATLAND HS drive start at 04:38.

1-10	WHS 01	WARD, Jacob rush for 3 yards to the WHS4 (SCHWINDT, G; DOWNS, Logan).	
2-7	WHS 04	WILLIS, Nathan rush for 2 yards to the WHS6 (BOPP, Tanner).	
3-5	WHS 06	CHESSER, Daniel pass incomplete to GUNTER, Preston (FARGEN, Cooper).	
4-5	WHS 06	POLLACK, Kyle punt 65 yards to the GLR29, downed.	
<i>3 plays, 5 yards, 1:52</i>			

#### GLENROCK HS drive start at 02:46.

1-10	GLR 29	FARLEY, Dillon rush for 4 yards to the GLR33 (MADSEN, Haydn).	
2-6	GLR 33	SCHWINDT, G rush for 3 yards to the GLR36, fumble forced by CALVERT, Josh, fumble by SCHWINDT, G recovered by GLR SEXSON, Kai at GLR35.	
3-4	GLR 35	Timeout Glenrock HS, clock 01:22.	
3-4	GLR 35	FARGEN, Cooper rush for no gain to the GLR35 (ANDERSON, P).	
4-4	GLR 35	FARGEN, Cooper punt 16 yards to the WHS49, out-of-bounds.	
<i>3 plays, 6 yards, 2:09</i>			

#### WHEATLAND HS drive start at 00:37.

1-10	WHS 49	CHESSER, Daniel pass incomplete to POLLACK, Kyle.	
2-10	WHS 49	CHESSER, Daniel rush for 5 yards to the GLR46, out-of-bounds (BOPP, Tanner).	
3-5	GLR 46	CHESSER, Daniel pass incomplete to POLLACK, Kyle.	
4-5	GLR 46	CHESSER, Daniel pass complete to MADSEN, Josh for 6 yards to the GLR40, 1ST DOWN WHS.	P1

### END OF 1st QUARTER: Glenrock HS 8, Wheatland HS 0

Quarter Summary	Score	Time Poss	1st Downs				Conversions		Rushing	Passing	Penalties
			R	P	X	T	3rd	4th			
Glenrock HS	8	09:31	3	0	0	3	2-4	1-1	14-61	0-0-0-0	1-5
Wheatland HS	0	02:29	0	1	0	1	0-1	0-0	3-10	1-4-0-6	2-6

# Quickie Statistics (1st quarter)

## Glenrock HS vs Wheatland HS (Nov 13, 2015 at Laramie, Wyo.)

	GLR	WHS
Score	8	0
<b>FIRST DOWNS</b>	3	1
<b>RUSHES-YARDS (NET)</b>	14-61	3-10
<b>PASSING YDS (NET)</b>	0	6
Passes Att-Comp-Int	0-0-0	4-1-0
<b>TOTAL OFFENSE PLAYS-YARDS</b>	14-61	7-16
Fumble Returns-Yards	0-0	0-0
Punt Returns-Yards	0-0	0-0
Kickoff Returns-Yards	1-9	1--3
Interception Returns-Yards	0-0	0-0
Punts (Number-Avg)	1-16.0	1-65.0
Fumbles-Lost	1-0	0-0
Penalties-Yards	1-5	2-6
Possession Time	09:31	02:29
Third-Down Conversions	2 of 4	0 of 2
Fourth-Down Conversions	1 of 1	1 of 1

### Glenrock HS

<b>Rushing</b>	No.	Gain	Loss	Net	TD	Lg	Avg
SCHWINDT, G	6	26	0	26	1	11	4.3
ARNOLD, Alec	4	22	0	22	0	11	5.5
FARGEN, Cooper	2	9	0	9	0	9	4.5
FARLEY, Dillon	1	4	0	4	0	4	4.0

<b>Passing</b>	C-A-I	Yds	TD	Long	Sack
----------------	-------	-----	----	------	------

<b>Receiving</b>	No.	Yards	TD	Long
------------------	-----	-------	----	------

<b>Punting</b>	No.	Yds	Avg	Long	In20	TB
FARGEN, Cooper	1	16	16.0	16	0	0

<b>Punt Returns</b>	No.	Yards	TD	Long
---------------------	-----	-------	----	------

<b>Kick Returns</b>	No.	Yards	TD	Long
FARGEN, Cooper	1	9	0	9

<b>Tackles</b>	UA-A	Total	Sacks	TFL
BOPP, Tanner	2-0	2	0.0	0.0
SCHWINDT, G	0-1	1	0.0	0.0
DOWNS, Logan	0-1	1	0.0	0.0
STELLPFLUG, G	0-1	1	0.0	0.0

### Wheatland HS

<b>Rushing</b>	No.	Gain	Loss	Net	TD	Lg	Avg
CHESSER, Daniel	1	5	0	5	0	5	5.0
WARD, Jacob	1	3	0	3	0	3	3.0
WILLIS, Nathan	1	2	0	2	0	2	2.0

<b>Passing</b>	C-A-I	Yds	TD	Long	Sack
CHESSER, Daniel	1-4-0	6	0	6	0

<b>Receiving</b>	No.	Yards	TD	Long
MADSEN, Josh	1	6	0	6

<b>Punting</b>	No.	Yds	Avg	Long	In20	TB
POLLACK, Kyle	1	65	65.0	65	0	0

<b>Punt Returns</b>	No.	Yards	TD	Long
---------------------	-----	-------	----	------

<b>Kick Returns</b>	No.	Yards	TD	Long
POLLACK, Kyle	1	-3	0	0

<b>Tackles</b>	UA-A	Total	Sacks	TFL
ANDERSON, P	3-0	3	0.0	0.0
GUNTER, Preston	2-1	3	0.0	0.0
CALVERT, Josh	2-1	3	0.0	0.0
POLLACK, Kyle	1-1	2	0.0	0.0

Qtr	Time	Scoring Play	V-H
1st	04:38	GLR - SCHWINDT, G 1 yd run (FARGEN, Cooper pass from FARLEY, Dillon), 11-56 7:22	8 - 0

# **Play-by-Play Summary (2nd quarter)** **Glenrock HS vs Wheatland HS (Nov 13, 2015 at Laramie, Wyo.)**

1-10 GLR 40 Start of 2nd quarter, clock 12:00.  
 1-10 GLR 40 CHESSER, Daniel pass complete to POLLACK, Kyle for 2 yards to the GLR38, out-of-bounds (FARGEN, Cooper).  
 2-8 GLR 38 CHESSER, Daniel rush for 9 yards to the GLR29, 1ST DOWN WHS, out-of-bounds. R2  
 1-10 GLR 29 WARD, Jacob rush for 12 yards to the GLR17, 1ST DOWN WHS (FARLEY, Dillon). R3  
 1-10 GLR 17 WILLIS, Nathan rush for no gain to the GLR17 (HALL, Blake).  
 2-10 GLR 17 CHESSER, Daniel rush for 4 yards to the GLR13 (SEXSON, Kai;DOWNS, Logan).  
 3-6 GLR 13 CHESSER, Daniel rush for loss of 3 yards to the GLR16, out-of-bounds (BOPP, Tanner).  
 4-9 GLR 16 CHESSER, Daniel pass incomplete to POLLACK, Kyle.  
*11 plays, 35 yards, 3:12*

## **GLENROCK HS drive start at 09:25.**

1-10 GLR 16 SCHWINDT, G rush for 5 yards to the GLR21 (UTTER, Landon).  
 2-5 GLR 21 SCHWINDT, G rush for 3 yards to the GLR24 (ZIMMERMAN, B).  
 3-2 GLR 24 ARNOLD, Alec rush for 1 yard to the GLR25, fumble by ARNOLD, Alec recovered by WHS  
 MADSEN, Haydn at GLR25.  
*3 plays, 9 yards, 1:20*

## **WHEATLAND HS drive start at 08:05.**

1-10 GLR 25 WARD, Jacob rush for 1 yard to the GLR24 (ARNOLD, Alec).  
 2-9 GLR 24 WARD, Jacob rush for loss of 1 yard to the GLR25, fumble by WARD, Jacob recovered by GLR  
 SEXSON, Kai at GLR25.  
*2 plays, 0 yards, 0:43*

## **GLENROCK HS drive start at 07:22.**

1-10 GLR 25 SCHWINDT, G rush for loss of 2 yards to the GLR23 (UTTER, Landon).  
 2-12 GLR 23 PENALTY GLR false start 5 yards to the GLR18.  
 2-17 GLR 18 PENALTY GLR false start 5 yards to the GLR13.  
 2-22 GLR 13 PENALTY WHS encroachment 5 yards to the GLR18.  
 2-17 GLR 18 PENALTY GLR false start 5 yards to the GLR13.  
 2-22 GLR 13 FARGEN, Cooper rush for 2 yards to the GLR15 (UTTER, Landon).  
 3-20 GLR 15 ARNOLD, Alec rush for loss of 5 yards to the GLR10 (WILLIS, Nathan).  
 4-25 GLR 10 Timeout Wheatland HS, clock 04:29.  
 4-25 GLR 10 FARGEN, Cooper punt 24 yards to the GLR34, POLLACK, Kyle return 19 yards to the GLR15,  
 out-of-bounds (ARNOLD, Alec).  
*3 plays, minus 15 yards, 3:04*

## **WHEATLAND HS drive start at 04:18.**

1-10 GLR 15 WARD, Jacob rush for 1 yard to the GLR14 (HALL, Blake;DOWNS, Logan).  
 2-9 GLR 14 WARD, Jacob rush for loss of 2 yards to the GLR16 (BOPP, Tucker;ARNOLD, Alec).  
 3-11 GLR 16 CHESSER, Daniel pass incomplete to POLLACK, Kyle (STEWART, Elijah).  
 4-11 GLR 16 PENALTY GLR pass interference 8 yards to the GLR8.  
 4-3 GLR 08 Timeout Wheatland HS, clock 02:43.  
 4-3 GLR 08 PENALTY WHS false start 5 yards to the GLR13.  
 4-8 GLR 13 Timeout Wheatland HS, clock 02:43.  
 4-8 GLR 13 CHESSER, Daniel pass complete to POLLACK, Kyle for 13 yards to the GLR0, 1ST DOWN WHS, P4  
 TOUCHDOWN, clock 02:34.  
 1-G GLR 02 WARD, Jacob rush attempt failed.

## **Glenrock HS 8, Wheatland HS 6**

*4 plays, 15 yards, 1:44*

HANKS, Cory kickoff 32 yards to the GLR28, ARNOLD, Alec return 7 yards to the GLR35  
 (MADSEN, Haydn).

## **GLENROCK HS drive start at 02:34.**

1-10 GLR 35 FARGEN, Cooper rush for 2 yards to the GLR37 (WILLIS, Nathan).  
 2-8 GLR 37 SCHWINDT, G rush for 3 yards to the GLR40 (UTTER, Landon).  
 3-5 GLR 40 SCHWINDT, G rush for 3 yards to the GLR43 (MADSEN, Haydn).  
 4-2 GLR 43 Timeout Glenrock HS, clock 00:27.  
 4-2 GLR 43 FARGEN, Cooper rush for loss of 2 yards to the GLR41 (MADSEN, Haydn).  
*4 plays, 6 yards, 2:15*

## **WHEATLAND HS drive start at 00:19.**

1-10 GLR 41 PENALTY WHS delay of game 5 yards to the GLR46.  
 1-15 GLR 46 CHESSER, Daniel pass incomplete to DOUGLAS, Trace.  
 2-15 GLR 46 CHESSER, Daniel pass incomplete to DOUGLAS, Trace.  
 3-15 GLR 46 CHESSER, Daniel pass incomplete to MADSEN, Josh (ARNOLD, Alec).  
 End of half, clock 00:00.

*3 plays, minus 5 yards, 0:19*

## **END OF 2nd QUARTER: Glenrock HS 8, Wheatland HS 6**

Quarter Summary	Score	Time Poss	1st Downs				Conversions		Rushing	Passing	Penalties
			R	P	X	T	3rd	4th			
Glenrock HS	0	06:39	0	0	0	0	0-3	0-1	10-10	0-0-0-0	4-23
Wheatland HS	6	05:21	2	1	0	3	0-3	1-2	9-21	2-7-0-15	3-15

# Quickie Statistics (Halftime)

## Glenrock HS vs Wheatland HS (Nov 13, 2015 at Laramie, Wyo.)

	GLR	WHS
Score	8	6
<b>FIRST DOWNS</b>	3	4
<b>RUSHES-YARDS (NET)</b>	24-71	12-31
<b>PASSING YDS (NET)</b>	0	21
Passes Att-Comp-Int	0-0-0	11-3-0
<b>TOTAL OFFENSE PLAYS-YARDS</b>	24-71	23-52
Fumble Returns-Yards	0-0	0-0
Punt Returns-Yards	0-0	1-19
Kickoff Returns-Yards	2-16	1--3
Interception Returns-Yards	0-0	0-0
Punts (Number-Avg)	2-20.0	1-65.0
Fumbles-Lost	2-1	1-1
Penalties-Yards	5-28	5-21
Possession Time	16:10	07:50
Third-Down Conversions	2 of 7	0 of 5
Fourth-Down Conversions	1 of 2	2 of 3

### Glenrock HS

<b>Rushing</b>	No.	Gain	Loss	Net	TD	Lg	Avg
SCHWINDT, G	11	40	2	38	1	11	3.5
ARNOLD, Alec	6	23	5	18	0	11	3.0
FARGEN, Cooper	5	13	2	11	0	9	2.2
FARLEY, Dillon	1	4	0	4	0	4	4.0

<b>Passing</b>	C-A-I	Yds	TD	Long	Sack
----------------	-------	-----	----	------	------

<b>Receiving</b>	No.	Yards	TD	Long
------------------	-----	-------	----	------

<b>Punting</b>	No.	Yds	Avg	Long	In20	TB
FARGEN, Cooper	2	40	20.0	24	0	0

<b>Punt Returns</b>	No.	Yards	TD	Long
---------------------	-----	-------	----	------

<b>Kick Returns</b>	No.	Yards	TD	Long
ARNOLD, Alec	1	7	0	7
FARGEN, Cooper	1	9	0	9

<b>Tackles</b>	UA-A	Total	Sacks	TFL
BOPP, Tanner	3-0	3	0.0	1.0
ARNOLD, Alec	2-1	3	0.0	0.5
DOWNS, Logan	0-3	3	0.0	0.0
HALL, Blake	1-1	2	0.0	0.0

### Wheatland HS

<b>Rushing</b>	No.	Gain	Loss	Net	TD	Lg	Avg
CHESSER, Daniel	4	18	3	15	0	9	3.8
WARD, Jacob	6	17	3	14	0	12	2.3
WILLIS, Nathan	2	2	0	2	0	2	1.0

<b>Passing</b>	C-A-I	Yds	TD	Long	Sack
CHESSER, Daniel	3-11-0	21	1	13	0

<b>Receiving</b>	No.	Yards	TD	Long
POLLACK, Kyle	2	15	1	13
MADSEN, Josh	1	6	0	6

<b>Punting</b>	No.	Yds	Avg	Long	In20	TB
POLLACK, Kyle	1	65	65.0	65	0	0

<b>Punt Returns</b>	No.	Yards	TD	Long
POLLACK, Kyle	1	19	0	19

<b>Kick Returns</b>	No.	Yards	TD	Long
POLLACK, Kyle	1	-3	0	0

<b>Tackles</b>	UA-A	Total	Sacks	TFL
UTTER, Landon	4-1	5	0.0	1.0
MADSEN, Haydn	4-0	4	0.0	1.0
ANDERSON, P	3-0	3	0.0	0.0
GUNTER, Preston	2-1	3	0.0	0.0

<b>Qtr</b>	<b>Time</b>	<b>Scoring Play</b>	<b>V-H</b>
1st	04:38	GLR - SCHWINDT, G 1 yd run (FARGEN, Cooper pass from FARLEY, Dillon), 11-56 7:22	8 - 0
2nd	02:34	WHS - POLLACK, Kyle 13 yd pass from CHESSER, Daniel (WARD, Jacob rush failed), 4-15 1:44	8 - 6

# **Play-by-Play Summary (3rd quarter)** **Glenrock HS vs Wheatland HS (Nov 13, 2015 at Laramie, Wyo.)**

Start of 3rd quarter, clock 12:00, GLR ball on GLR40.  
 BOPP, Tucker kickoff 47 yards to the WHS13, GUNTER, Preston return 23 yards to the WHS36 (BOPP, Tucker; DAVIES, Dalton).

## **WHEATLAND HS drive start at 12:00.**

1-10	WHS 36	WARD, Jacob rush for 1 yard to the WHS37 (STEWART, Elijah; SCHWINDT, G).	
2-9	WHS 37	CHESSER, Daniel pass incomplete to POLLACK, Kyle.	
3-9	WHS 37	CHESSER, Daniel pass complete to MADSEN, Josh for 10 yards to the WHS47, 1ST DOWN WHS, out-of-bounds (BOPP, Tanner).	P5
1-10	WHS 47	CHESSER, Daniel pass complete to POLLACK, Kyle for 8 yards to the GLR45 (FARLEY, Dillon).	
2-2	GLR 45	CHESSER, Daniel rush for 16 yards to the GLR29, 1ST DOWN WHS, out-of-bounds (FARLEY, Dillon).	R6
1-10	GLR 29	CHESSER, Daniel rush for 2 yards to the GLR27 (BOPP, Tanner).	
2-8	GLR 27	WILLIS, Nathan rush for 4 yards to the GLR23 (SEXSON, Kai).	
3-4	GLR 23	WILLIS, Nathan rush for 8 yards to the GLR15, 1ST DOWN WHS (SCHWINDT, G).	R7
1-10	GLR 15	WARD, Jacob rush for 10 yards to the GLR5, 1ST DOWN WHS, out-of-bounds (FARLEY, Dillon).	R8
1-G	GLR 05	WILLIS, Nathan rush for 5 yards to the GLR0, TOUCHDOWN, clock 08:43.	
1-G	GLR 02	WARD, Jacob rush attempt good.	

## **Wheatland HS 14, Glenrock HS 8**

*10 plays, 64 yards, 3:17*

HANKS, Cory kickoff 40 yards to the GLR20, GRIFFITTS, D return 10 yards to the GLR30 (UTTER, Landon).

## **GLENROCK HS drive start at 08:43.**

1-10	GLR 30	ARNOLD, Alec rush for 1 yard to the GLR31 (WILLIS, Nathan).
2-9	GLR 31	ARNOLD, Alec rush for 2 yards to the GLR33 (WILLIS, Nathan).
3-7	GLR 33	SCHWINDT, G rush for 4 yards to the GLR37 (UTTER, Landon).
4-3	GLR 37	FARGEN, Cooper punt 28 yards to the WHS35, POLLACK, Kyle return 21 yards to the GLR44, out-of-bounds (SCHWINDT, G).

*3 plays, 7 yards, 2:07*

## **WHEATLAND HS drive start at 06:36.**

1-10	GLR 44	WARD, Jacob rush for 4 yards to the GLR40, out-of-bounds (BOPP, Tucker).
2-6	GLR 40	PENALTY WHS holding 12 yards to the WHS48.
2-18	WHS 48	CHESSER, Daniel pass incomplete to POLLACK, Kyle.
3-18	WHS 48	CHESSER, Daniel pass incomplete to MADSEN, Josh.
4-18	WHS 48	POLLACK, Kyle punt 34 yards to the GLR18, downed.

*3 plays, minus 8 yards, 0:41*

## **GLENROCK HS drive start at 05:55.**

1-10	GLR 18	SCHWINDT, G rush for 2 yards to the GLR20 (ANDERSON, P).
2-8	GLR 20	ARNOLD, Alec rush for 2 yards to the GLR22 (BORTON, Justis).
3-6	GLR 22	Timeout Glenrock HS, clock 04:50.
3-6	GLR 22	FARLEY, Dillon pass incomplete to SCHWINDT, G.
4-6	GLR 22	FARGEN, Cooper punt 18 yards to the GLR40, downed.

*3 plays, 4 yards, 1:20*

## **WHEATLAND HS drive start at 04:35.**

1-10	GLR 40	WILLIS, Nathan rush for 5 yards to the GLR35 (STEWART, Elijah).	
2-5	GLR 35	CHESSER, Daniel rush for 2 yards to the GLR33 (FARGEN, Cooper).	
3-3	GLR 33	PENALTY GLR encroachment 5 yards to the GLR28, 1ST DOWN WHS.	X9
1-10	GLR 28	WARD, Jacob rush for 8 yards to the GLR20 (FARLEY, Dillon).	
2-2	GLR 20	WILLIS, Nathan rush for 2 yards to the GLR18, 1ST DOWN WHS (SCHWINDT, G).	R10
1-10	GLR 18	CHESSER, Daniel rush for 4 yards to the GLR14 (RITTER, Isaac).	
2-6	GLR 14	WILLIS, Nathan rush for 4 yards to the GLR10 (STEWART, Elijah).	
3-2	GLR 10	Timeout Wheatland HS, clock 00:10.	
3-2	GLR 10	WARD, Jacob rush for 1 yard to the GLR9 (RITTER, Isaac).	

## **END OF 3rd QUARTER: Wheatland HS 14, Glenrock HS 8**

Quarter Summary	Score	Time Poss	1st Downs				Conversions		Rushing	Passing	Penalties
			R	P	X	T	3rd	4th			
Glenrock HS	0	03:27	0	0	0	0	0-2	0-0	5-11	0-1-0-0	1-5
Wheatland HS	8	08:33	4	1	1	6	2-3	0-0	15-76	2-5-0-18	1-12

# Quickie Statistics (3rd quarter)

## Glenrock HS vs Wheatland HS (Nov 13, 2015 at Laramie, Wyo.)

	GLR	WHS
Score	8	14
<b>FIRST DOWNS</b>	3	10
<b>RUSHES-YARDS (NET)</b>	29-82	27-107
<b>PASSING YDS (NET)</b>	0	39
Passes Att-Comp-Int	1-0-0	16-5-0
<b>TOTAL OFFENSE PLAYS-YARDS</b>	30-82	43-146
Fumble Returns-Yards	0-0	0-0
Punt Returns-Yards	0-0	2-40
Kickoff Returns-Yards	3-26	2-20
Interception Returns-Yards	0-0	0-0
Punts (Number-Avg)	4-21.5	2-49.5
Fumbles-Lost	2-1	1-1
Penalties-Yards	6-33	6-33
Possession Time	19:37	16:23
Third-Down Conversions	2 of 9	2 of 9
Fourth-Down Conversions	1 of 2	2 of 3

### Glenrock HS

<b>Rushing</b>	No.	Gain	Loss	Net	TD	Lg	Avg
SCHWINDT, G	13	46	2	44	1	11	3.4
ARNOLD, Alec	9	28	5	23	0	11	2.6
FARGEN, Cooper	5	13	2	11	0	9	2.2
FARLEY, Dillon	1	4	0	4	0	4	4.0

<b>Passing</b>	C-A-I	Yds	TD	Long	Sack
FARLEY, Dillon	0-1-0	0	0	0	0

<b>Receiving</b>	No.	Yards	TD	Long
------------------	-----	-------	----	------

<b>Punting</b>	No.	Yds	Avg	Long	In20	TB
FARGEN, Cooper	4	86	21.5	28	0	0

<b>Punt Returns</b>	No.	Yards	TD	Long
---------------------	-----	-------	----	------

<b>Kick Returns</b>	No.	Yards	TD	Long
GRIFFITTS, D	1	10	0	10
ARNOLD, Alec	1	7	0	7

<b>Tackles</b>	UA-A	Total	Sacks	TFL
FARLEY, Dillon	5-0	5	0.0	0.0
BOPP, Tanner	5-0	5	0.0	1.0
SCHWINDT, G	3-2	5	0.0	0.0
STEWART, Elijah	2-1	3	0.0	0.0

### Wheatland HS

<b>Rushing</b>	No.	Gain	Loss	Net	TD	Lg	Avg
CHESSER, Daniel	8	42	3	39	0	16	4.9
WARD, Jacob	11	41	3	38	0	12	3.5
WILLIS, Nathan	8	30	0	30	1	8	3.8

<b>Passing</b>	C-A-I	Yds	TD	Long	Sack
CHESSER, Daniel	5-16-0	39	1	13	0

<b>Receiving</b>	No.	Yards	TD	Long
POLLACK, Kyle	3	23	1	13
MADSEN, Josh	2	16	0	10

<b>Punting</b>	No.	Yds	Avg	Long	In20	TB
POLLACK, Kyle	2	99	49.5	65	1	0

<b>Punt Returns</b>	No.	Yards	TD	Long
POLLACK, Kyle	2	40	0	21

<b>Kick Returns</b>	No.	Yards	TD	Long
GUNTER, Preston	1	23	0	23
POLLACK, Kyle	1	-3	0	0

<b>Tackles</b>	UA-A	Total	Sacks	TFL
UTTER, Landon	6-1	7	0.0	1.0
ANDERSON, P	4-0	4	0.0	0.0
MADSEN, Haydn	4-0	4	0.0	1.0
WILLIS, Nathan	4-0	4	0.0	1.0

Qtr	Time	Scoring Play	V-H
1st	04:38	GLR - SCHWINDT, G 1 yd run (FARGEN, Cooper pass from FARLEY, Dillon), 11-56 7:22	8 - 0
2nd	02:34	WHS - POLLACK, Kyle 13 yd pass from CHESSER, Daniel (WARD, Jacob rush failed), 4-15 1:44	8 - 6
3rd	08:43	WHS - WILLIS, Nathan 5 yd run (WARD, Jacob rush), 10-64 3:17	8 - 14

# Play-by-Play Summary (4th quarter)

## Glenrock HS vs Wheatland HS (Nov 13, 2015 at Laramie, Wyo.)

4-1 GLR 09 Start of 4th quarter, clock 12:00.  
 4-1 GLR 09 CHESSER, Daniel rush for 9 yards to the GLR0, 1ST DOWN WHS, TOUCHDOWN, clock 11:54. R11  
 1-G GLR 02 CHESSER, Daniel rush attempt good.

### Wheatland HS 22, Glenrock HS 8

*8 plays, 40 yards, 4:41*

HANKS, Cory kickoff 46 yards to the GLR14, SCHWINDT, G return 20 yards to the GLR34 (GUNTER, Zac), PENALTY WHS personal foul 15 yards to the GLR49, 1st and 10, GLR ball on GLR49.

#### GLENROCK HS drive start at 11:54.

1-10 GLR 49 SCHWINDT, G rush for 45 yards to the WHS6, 1ST DOWN GLR (POLLACK, Kyle). R4  
 1-G WHS 06 FARLEY, Dillon rush for loss of 4 yards to the WHS10, fumble by FARLEY, Dillon recovered by GLR FARLEY, Dillon at WHS10.  
 2-G WHS 10 SCHWINDT, G rush for 1 yard to the WHS9 (UTTER, Landon).  
 3-G WHS 09 FARLEY, Dillon pass incomplete to FARGEN, Cooper.  
 4-G WHS 09 Timeout Glenrock HS, clock 09:59.  
 4-G WHS 09 FARLEY, Dillon pass incomplete to FARGEN, Cooper.

*5 plays, 42 yards, 2:01*

#### WHEATLAND HS drive start at 09:53.

1-10 WHS 09 WILLIS, Nathan rush for 5 yards to the WHS14 (FARGEN, Cooper).  
 2-5 WHS 14 CHESSER, Daniel rush for 4 yards to the WHS18 (HALL, Blake).  
 3-1 WHS 18 CHESSER, Daniel rush for 3 yards to the WHS21, 1ST DOWN WHS (ARNOLD, Alec). R12  
 1-10 WHS 21 WARD, Jacob rush for 1 yard to the WHS22 (STEWART, Elijah).  
 2-9 WHS 22 CHESSER, Daniel pass incomplete to POLLACK, Kyle.  
 3-9 WHS 22 CHESSER, Daniel pass complete to MADSEN, Josh for 3 yards to the WHS25 (BOPP, Tanner).  
 4-6 WHS 25 POLLACK, Kyle punt 42 yards to the GLR33, SCHWINDT, G return 4 yards to the GLR37.

*6 plays, 16 yards, 3:40*

#### GLENROCK HS drive start at 06:13.

1-10 GLR 37 SCHWINDT, G rush for 7 yards to the GLR44 (POLLACK, Kyle).  
 2-3 GLR 44 SCHWINDT, G rush for 5 yards to the GLR49, 1ST DOWN GLR (ANDERSON, P). R5  
 1-10 GLR 49 ARNOLD, Alec rush for 1 yard to the 50 yardline (WILLIS, Nathan).  
 2-9 GLR 50 Timeout Glenrock HS, clock 04:41.  
 2-9 GLR 50 FARGEN, Cooper pass incomplete to BLOEM, Ty (POLLACK, Kyle).  
 3-9 GLR 50 ARNOLD, Alec rush for 6 yards to the WHS44 (CALVERT, Josh).  
 4-3 WHS 44 SCHWINDT, G rush for 1 yard to the WHS43 (MADSEN, Haydn).

*6 plays, 20 yards, 2:24*

#### WHEATLAND HS drive start at 03:49.

1-10 WHS 43 WARD, Jacob rush for loss of 1 yard to the WHS42 (SEXSON, Kai).  
 2-11 WHS 42 CHESSER, Daniel rush for 2 yards to the WHS44 (FARGEN, Cooper).  
 3-9 WHS 44 Timeout Wheatland HS, clock 02:17.  
 3-9 WHS 44 CHESSER, Daniel pass incomplete to GUNTER, Preston.  
 4-9 WHS 44 POLLACK, Kyle punt 41 yards to the GLR15, downed.

*3 plays, 1 yard, 1:49*

#### GLENROCK HS drive start at 02:00.

1-10 GLR 15 FARLEY, Dillon pass complete to FARGEN, Cooper for 5 yards to the GLR20 (MADSEN, Josh).  
 2-5 GLR 20 FARLEY, Dillon rush for 9 yards to the GLR29, 1ST DOWN GLR, out-of-bounds (CALVERT, Josh). R6  
 1-10 GLR 29 FARLEY, Dillon pass incomplete to SCHWINDT, G.  
 2-10 GLR 29 FARLEY, Dillon rush for 5 yards to the GLR34 (WILLIS, Nathan).  
 3-5 GLR 34 FARLEY, Dillon pass incomplete to SCHWINDT, G.  
 4-5 GLR 34 SCHWINDT, G rush for 1 yard to the GLR35 (CALVERT, Josh).

*6 plays, 20 yards, 1:46*

#### WHEATLAND HS drive start at 00:14.

1-10 GLR 35 Timeout Wheatland HS, clock 00:14.  
 1-10 GLR 35 TEAM rush for loss of 2 yards to the GLR37.  
 End of game, clock 00:00.

*1 play, minus 2 yards, 0:14*

### FINAL SCORE: Wheatland HS 22, Glenrock HS 8

Quarter Summary	Score	Time Poss	1st Downs				Conversions		Rushing	Passing	Penalties
			R	P	X	T	3rd	4th			
Glenrock HS	0	06:11	3	0	0	3	0-3	0-3	11-77	1-6-0-5	0-0
Wheatland HS	8	05:49	2	0	0	2	1-3	1-1	8-21	1-3-0-3	1-15



# Quickie Statistics (4th quarter)

## Glenrock HS vs Wheatland HS (Nov 13, 2015 at Laramie, Wyo.)

	GLR	WHS
Score	8	22
<b>FIRST DOWNS</b>	6	12
<b>RUSHES-YARDS (NET)</b>	40-159	35-128
<b>PASSING YDS (NET)</b>	5	42
Passes Att-Comp-Int	7-1-0	19-6-0
<b>TOTAL OFFENSE PLAYS-YARDS</b>	47-164	54-170
Fumble Returns-Yards	0-0	0-0
Punt Returns-Yards	1-4	2-40
Kickoff Returns-Yards	4-46	2-20
Interception Returns-Yards	0-0	0-0
Punts (Number-Avg)	4-21.5	4-45.5
Fumbles-Lost	3-1	1-1
Penalties-Yards	6-33	7-48
Possession Time	25:48	22:12
Third-Down Conversions	2 of 12	3 of 12
Fourth-Down Conversions	1 of 5	3 of 4

### Glenrock HS

<b>Rushing</b>	No.	Gain	Loss	Net	TD	Lg	Avg
SCHWINDT, G	19	106	2	104	1	45	5.5
ARNOLD, Alec	11	35	5	30	0	11	2.7
FARLEY, Dillon	4	18	4	14	0	9	3.5
FARGEN, Cooper	5	13	2	11	0	9	2.2

<b>Passing</b>	C-A-I	Yds	TD	Long	Sack
FARLEY, Dillon	1-6-0	5	0	5	0
FARGEN, Cooper	0-1-0	0	0	0	0

<b>Receiving</b>	No.	Yards	TD	Long
FARGEN, Cooper	1	5	0	5

<b>Punting</b>	No.	Yds	Avg	Long	In20	TB
FARGEN, Cooper	4	86	21.5	28	0	0

<b>Punt Returns</b>	No.	Yards	TD	Long
SCHWINDT, G	1	4	0	4

<b>Kick Returns</b>	No.	Yards	TD	Long
SCHWINDT, G	1	20	0	20
ARNOLD, Alec	1	7	0	7

<b>Tackles</b>	UA-A	Total	Sacks	TFL
BOPP, Tanner	6-0	6	0.0	1.0
FARLEY, Dillon	5-0	5	0.0	0.0
SCHWINDT, G	3-2	5	0.0	0.0
FARGEN, Cooper	4-0	4	0.0	0.0

### Wheatland HS

<b>Rushing</b>	No.	Gain	Loss	Net	TD	Lg	Avg
CHESSER, Daniel	12	60	3	57	1	16	4.8
WARD, Jacob	13	42	4	38	0	12	2.9
WILLIS, Nathan	9	35	0	35	1	8	3.9
TEAM	1	0	2	-2	0	0	-2.0

<b>Passing</b>	C-A-I	Yds	TD	Long	Sack
CHESSER, Daniel	6-19-0	42	1	13	0

<b>Receiving</b>	No.	Yards	TD	Long
POLLACK, Kyle	3	23	1	13
MADSEN, Josh	3	19	0	10

<b>Punting</b>	No.	Yds	Avg	Long	In20	TB
POLLACK, Kyle	4	182	45.5	65	2	0

<b>Punt Returns</b>	No.	Yards	TD	Long
POLLACK, Kyle	2	40	0	21

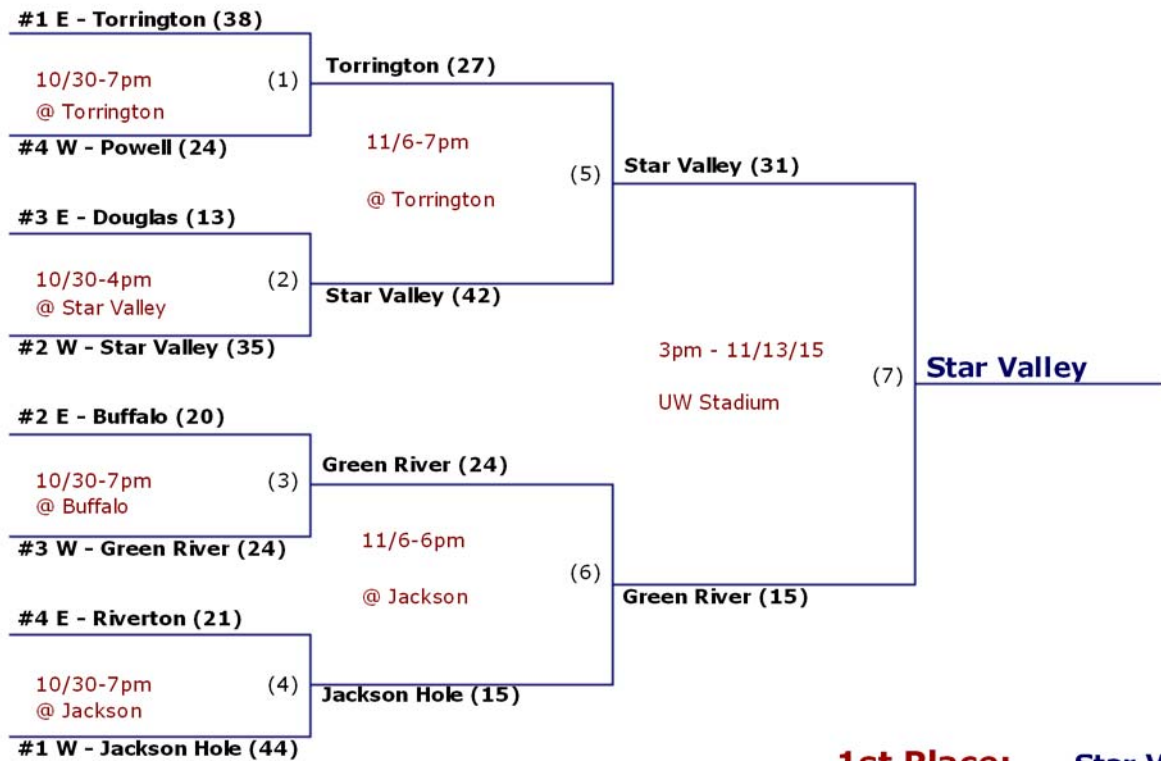
<b>Kick Returns</b>	No.	Yards	TD	Long
GUNTER, Preston	1	23	0	23
POLLACK, Kyle	1	-3	0	0

<b>Tackles</b>	UA-A	Total	Sacks	TFL
UTTER, Landon	7-1	8	0.0	1.0
WILLIS, Nathan	6-0	6	0.0	1.0
CALVERT, Josh	5-1	6	0.0	0.0
MADSEN, Haydn	5-0	5	0.0	1.0

Qtr	Time	Scoring Play	V-H
1st	04:38	GLR - SCHWINDT, G 1 yd run (FARGEN, Cooper pass from FARLEY, Dillon), 11-56 7:22	8 - 0
2nd	02:34	WHS - POLLACK, Kyle 13 yd pass from CHESSER, Daniel (WARD, Jacob rush failed), 4-15 1:44	8 - 6
3rd	08:43	WHS - WILLIS, Nathan 5 yd run (WARD, Jacob rush), 10-64 3:17	8 - 14
4th	11:54	WHS - CHESSER, Daniel 9 yd run (CHESSER, Daniel rush), 8-40 4:41	8 - 22



## 2015 State 3A Football Championship Bracket



**1st Place:** Star Valley

**2nd Place:** Green River

Scoring Summary (Final)  
The Automated ScoreBook  
Green River HS vs Star Valley HS (Nov 13, 2015 at Laramie, Wyo.)

Green River HS (6-5) vs. Star Valley HS (10-1)

Date: Nov 13, 2015 • Site: Laramie, Wyo. • Stadium: War Memorial Stadium

Attendance: 1800

Score by Quarters	1	2	3	4	Total
Green River HS	0	0	0	15	15
Star Valley HS	7	10	14	0	31

Qtr	Time	Scoring Play	V-H
1st	01:53	SVHS - HIIBEL, Reese 1 yd run (HUTCHINSON, N kick), 8-62 3:02	0 - 7
2nd	08:29	SVHS - HANSEN, Kellen 8 yd run (HUTCHINSON, N kick), 2-83 0:48	0 - 14
	04:41	SVHS - HUTCHINSON, N 30 yd field goal, 5-47 1:45	0 - 17
3rd	05:18	SVHS - MCGINLEY, C 38 yd pass from HIIBEL, Reese (HUTCHINSON, N kick), 12-99 5:16	0 - 24
	00:22	SVHS - BATTLESON, K 1 yd run (HUTCHINSON, N kick), 8-60 3:07	0 - 31
4th	09:50	GRIV - VENDETTI, Tyler 5 yd run (HOFER, Chance kick), 7-67 2:32	7 - 31
	07:49	GRIV - KESTER, Kalen 51 yd pass from VENDETTI, Tyler (OLSEN, Jacob pass from VENDETTI, Tyler), 3-67 0:33	15 - 31

Kickoff time: 3:00 pm • End of Game: 5:18 pm • Total elapsed time: 2:18

Officials:

Temperature: • Wind: • Weather:

Team Statistics (Final)  
The Automated ScoreBook  
Green River HS vs Star Valley HS (Nov 13, 2015 at Laramie, Wyo.)

	GRV	SVHS
FIRST DOWNS	12	18
Rushing	4	15
Passing	8	2
Penalty	0	1
NET YARDS RUSHING	58	412
Rushing Attempts	18	55
Average Per Rush	3.2	7.5
Rushing Touchdowns	1	3
Yards Gained Rushing	70	436
Yards Lost Rushing	12	24
NET YARDS PASSING	190	72
Completions-Attempts-Int	18-29-2	4-8-1
Average Per Attempt	6.6	9.0
Average Per Completion	10.6	18.0
Passing Touchdowns	1	1
TOTAL OFFENSE YARDS	248	484
Total offense plays	47	63
Average Gain Per Play	5.3	7.7
Fumbles: Number-Lost	0-0	0-0
Penalties: Number-Yards	7-56	3-21
PUNTS-YARDS	6-237	3-84
Average Yards Per Punt	39.5	28.0
Net Yards Per Punt	34.5	26.7
Inside 20	2	2
50+ Yards	1	0
Touchbacks	0	0
Fair catch	1	0
KICKOFFS-YARDS	1-48	6-310
Average Yards Per Kickoff	48.0	51.7
Net Yards Per Kickoff	37.0	29.5
Touchbacks	0	0
Punt returns: Number-Yards-TD	2-4-0	1-30-0
Average Per Return	2.0	30.0
Kickoff returns: Number-Yds-TD	6-133-0	1-11-0
Average Per Return	22.2	11.0
Interceptions: Number-Yds-TD	1-0-0	2-0-0
Fumble Returns: Number-Yds-TD	0-0-0	0-0-0
Miscellaneous Yards	0	0
Possession Time	19:29	28:31
1st Quarter	4:15	7:45
2nd Quarter	7:55	4:05
3rd Quarter	3:37	8:23
4th Quarter	3:42	8:18
Third-Down Conversions	4 of 11	4 of 10
Fourth-Down Conversions	0 of 1	1 of 2
Red-Zone Scores-Chances	1-1	4-6
Touchdowns	1-1	3-6
Field goals	0-1	1-6
Sacks By: Number-Yards	0-0	1-9
PAT Kicks	1-1	4-4
Field Goals	0-0	1-1
Points off turnovers	0	0

Individual Statistics (Final)  
The Automated ScoreBook  
Green River HS vs Star Valley HS (Nov 13, 2015 at Laramie, Wyo.)

Green River HS

Rushing	No.	Gain	Loss	Net	TD	Lg	Avg
VENDETTI, Tyler	9	32	3	29	1	7	3.2
WILSON, Drew	4	19	0	19	0	8	4.8
CROFT, Candon	3	16	0	16	0	6	5.3
HOFER, Chance	2	3	9	-6	0	3	-3.0
Totals	18	70	12	58	1	8	3.2

Passing	C-A-I	Yds	TD	Long	Sack
VENDETTI, Tyler	17-27-2	182	1	51	0
HOFER, Chance	1-2-0	8	0	8	1
Totals	18-29-2	190	1	51	1

Receiving	No.	Yards	TD	Long
CROFT, Candon	8	33	0	12
OLSEN, Jacob	6	66	0	16
HOFER, Chance	2	11	0	7
KESTER, Kalen	1	51	1	51
WILSON, Drew	1	29	0	29
Totals	18	190	1	51

Punting	No.	Yds	Avg	Long	In20	TB
HILL, KEANU	6	237	39.5	50	2	0
Totals	6	237	39.5	50	2	0

Returns	Punt			Kickoff			Intercept		
	No	Yds	Lg	No	Yds	Lg	No	Yds	Lg
HOFER, Chance	1	4	4	6	133	48	1	0	0
WHITE, Cole	1	0	0	0	0	0	0	0	0
Totals	2	4	4	6	133	48	1	0	0

Field goals	Qtr	Time	Dist	Result
-------------	-----	------	------	--------

Kickoffs	No.	Yards	Avg	TB	OB
HILL, KEANU	1	48	48.0	0	0

All-purpose	Run	Rcv	KR	PR	IR	Total
HOFER, Chance	-6	11	133	4	0	142
OLSEN, Jacob	0	66	0	0	0	66
KESTER, Kalen	0	51	0	0	0	51
CROFT, Candon	16	33	0	0	0	49

Star Valley HS

Rushing	No.	Gain	Loss	Net	TD	Lg	Avg
HANSEN, Kellen	14	181	2	179	1	80	12.8
MCGINLEY, C	15	137	0	137	0	48	9.1
JACOBSON, H	11	73	0	73	0	33	6.6
HIIBEL, Reese	9	26	14	12	1	16	1.3
SWANSON, Joseph	2	14	4	10	0	14	5.0
BATTLESON, K	2	5	0	5	1	4	2.5
TEAM	2	0	4	-4	0	0	-2.0
Totals	55	436	24	412	3	80	7.5

Passing	C-A-I	Yds	TD	Long	Sack
HIIBEL, Reese	4-7-1	72	1	38	0
BATTLESON, K	0-1-0	0	0	0	0
Totals	4-8-1	72	1	38	0

Receiving	No.	Yards	TD	Long
JACOBSON, H	2	32	0	28
MCGINLEY, C	1	38	1	38
BATTLESON, K	1	2	0	2
Totals	4	72	1	38

Punting	No.	Yds	Avg	Long	In20	TB
SWANSON, Joseph	3	84	28.0	36	2	0
Totals	3	84	28.0	36	2	0

Returns	Punt			Kickoff			Intercept		
	No	Yds	Lg	No	Yds	Lg	No	Yds	Lg
PITTMAN, Sean	1	30	30	0	0	0	0	0	0
ERICKSON, Chris	0	0	0	0	0	0	2	0	0
HOWELL, Alex	0	0	0	1	11	11	0	0	0
Totals	1	30	30	1	11	11	2	0	0

Field goals	Qtr	Time	Dist	Result
HUTCHINSON, N	2nd	04:41	30 yards	Good

Kickoffs	No.	Yards	Avg	TB	OB
HUTCHINSON, N	6	310	51.7	0	0

All-purpose	Run	Rcv	KR	PR	IR	Total
HANSEN, Kellen	179	0	0	0	0	179
MCGINLEY, C	137	38	0	0	0	175
JACOBSON, H	73	32	0	0	0	105
PITTMAN, Sean	0	0	0	30	0	30

FUMBLES: Green River HS-None. Star Valley HS-None.

Defensive Statistics (Final)  
The Automated ScoreBook  
Green River HS vs Star Valley HS (Nov 13, 2015 at Laramie, Wyo.)

#	Green River HS	Solo	Ast	Total	Sacks-Yds	TFL-Yds	FF	FR-Yds	Int-Yds	BrUp	Blks	QBH
15	OLSEN, Jacob	10	5	15	-	-	-	-	-	-	-	-
50	WAITE, Blake	8	3	11	-	1.0-3	-	-	-	-	-	-
28	ANDERSON, C	4	4	8	-	2.0-6	-	-	-	-	-	-
4	VENDETTI, Tyler	4	2	6	-	1.0-2	-	-	-	1	-	-
26	VAN GIESEN, D	2	4	6	-	-	-	-	-	-	-	-
11	MCGUIRE, Shawn	4	1	5	-	-	-	-	-	-	-	-
55	HUNT, Gage	0	4	4	-	0.5-4	-	-	-	-	-	-
52	HOPKINS, Brenda	0	3	3	-	0.5-5	-	-	-	-	-	-
16	WHITE, Cole	2	0	2	-	-	-	-	-	-	-	-
3	HILL, KEANU	1	1	2	-	-	-	-	-	-	-	-
51	SPARTZ, Hunter	1	1	2	-	-	-	-	-	-	-	-
10	HOFER, Chance	1	1	2	-	-	-	-	1-0	-	-	-
66	BUNDERMAN, Gabe	1	0	1	-	-	-	-	-	-	-	-
T	TEAM	1	0	1	-	-	-	-	-	-	-	-
17	WILSON, Drew	0	1	1	-	-	-	-	-	-	-	-
Totals		39	30	69	0.0-0	5.0-20	0	0-0	1-0	1	0	0

#	Star Valley HS	Solo	Ast	Total	Sacks-Yds	TFL-Yds	FF	FR-Yds	Int-Yds	BrUp	Blks	QBH
11	JOHNSON, Bailey	5	2	7	-	-	-	-	-	-	-	-
39	ERICKSON, H	4	2	6	-	-	-	-	-	-	-	-
70	GARDNER, Max	2	3	5	-	-	-	-	-	-	-	-
28	MCGINLEY, C	4	0	4	-	1.0-3	-	-	-	-	-	-
23	BATTLESAN, K	4	0	4	-	-	-	-	-	1	-	-
12	PITTMAN, Sean	3	1	4	-	-	-	-	-	-	-	-
25	SMITH, Conner	2	2	4	0.5-5	0.5-5	-	-	-	-	-	-
48	KUNZ, Brandon	2	2	4	-	-	-	-	-	-	-	-
77	SMITH, MCCABE	1	1	2	-	-	-	-	-	1	-	-
17	ERICKSON, Chris	1	1	2	-	-	-	-	2-0	1	-	-
4	HUTCHINSON, N	1	0	1	-	-	-	-	-	-	-	-
8	HILL, Carter	1	0	1	-	-	-	-	-	-	-	-
24	JACOBSON, H	1	0	1	-	-	-	-	-	-	-	-
18	ERICKSON, P	1	0	1	-	-	-	-	-	-	-	-
2	HOWELL, Alex	1	0	1	-	1.0-3	-	-	-	-	-	-
64	ROBERTS, C	0	1	1	0.5-4	0.5-4	-	-	-	-	-	-
56	VANDEBURG, B	0	1	1	-	-	-	-	-	-	-	-
Totals		33	16	49	1.0-9	3.0-15	0	0-0	2-0	3	0	0

Participation Report (Final)  
The Automated ScoreBook  
Green River HS vs Star Valley HS (Nov 13, 2015 at Laramie, Wyo.)

Green River HS: 1-MONDRAGON, Dan, 3-HILL, KEANU, 4-VENDETTI, Tyler, 10-HOFER, Chance, 11-MCGUIRE, Shawn, 15-OLSEN, Jacob, 16-WHITE, Cole, 17-WILSON, Drew, 21-KESTER, Kalen, 26-VAN GIESEN, D, 28-ANDERSON, C, 29-CROFT, Candon, 50-WAITE, Blake, 51-SPARTZ, Hunter, 52-HOPKINS, Brenda, 55-HUNT, Gage, 66-BUNDERMAN, Gabe.

Star Valley HS: 2-HOWELL, Alex, 4-HUTCHINSON, N, 5-SWANSON, Joseph, 8-HILL, Carter, 10-HIIBEL, Reese, 11-JOHNSON, Bailey, 12-PITTMAN, Sean, 17-ERICKSON, Chris, 18-ERICKSON, P, 23-BATTLESAN, K, 24-JACOBSON, H, 25-SMITH, Conner, 28-MCGINLEY, C, 34-HANSEN, Kellen, 39-ERICKSON, H, 48-KUNZ, Brandon, 56-VANDEBURG, B, 64-ROBERTS, C, 70-GARDNER, Max, 77-SMITH, MCCABE.

Drive Chart (By Team) (Final)  
The Automated ScoreBook  
Green River HS vs Star Valley HS (Nov 13, 2015 at Laramie, Wyo.)

Team	Qtr	Drive Started			Drive Ended			Consumed	
		Spot	Time	Obtained	Spot	Time	How lost	PI - Yds	TOP
GRIV	1st	G03	07:17	Punt	G12	04:55	Punt	3 - 9	2:22
GRIV		G28	01:53	Kickoff	G38	09:17	Punt	9 - 10	4:36
GRIV	2nd	G23	08:29	Kickoff	G39	06:26	Punt	4 - 16	2:03
GRIV		G10	04:41	Kickoff	G15	02:50	Punt	3 - 5	1:51
GRIV		G20	01:18	Interception	G39	00:00	Downs	6 - 19	1:18
GRIV	3rd	S45	12:00	Kickoff	S46	10:34	Punt	3 - (1)	1:26
GRIV		G26	05:18	Kickoff	G28	03:29	Punt	3 - 2	1:49
GRIV		G33	00:22	Kickoff	S00	09:50	*TOUCHDOWN	7 - 67	2:32
GRIV	4th	G33	08:22	Punt	S00	07:49	*TOUCHDOWN	3 - 67	0:33
GRIV		G16	05:16	Punt	G16	05:10	Interception	1 - 0	0:06
GRIV		G36	04:09	Downs	S40	03:16	Interception	5 - 24	0:53

Green River HS	1st Qtr	2nd Qtr	3rd Qtr	4th Qtr	1st Half	2nd Half	Total
Time of possession	04:15	07:55	03:37	03:42	12:10	07:19	19:29
3rd down conversions	1-2	1-5	0-2	2-2	2-7	2-4	4-11
Average field position	G15	G17	G38	G28	G16	G33	G25
4th down conversions	0-0	0-1	0-0	0-0	0-1	0-0	0-1

Team	Qtr	Drive Started			Drive Ended			Consumed	
		Spot	Time	Obtained	Spot	Time	How lost	PI - Yds	TOP
SVHS	1st	S23	12:00	Kickoff	G29	07:17	Punt	9 - 48	4:43
SVHS		S38	04:55	Punt	G00	01:53	*TOUCHDOWN	8 - 62	3:02
SVHS	2nd	S17	09:17	Punt	G00	08:29	*TOUCHDOWN	2 - 83	0:48
SVHS		S41	06:26	Punt	G12	04:41	*FIELD GOAL	5 - 47	1:45
SVHS		G45	02:50	Punt	G06	01:18	Interception	4 - 39	1:32
SVHS		G39	00:00	Downs	G39	00:00	End of half	0 - 0	0:00
SVHS	3rd	S01	10:34	Punt	G00	05:18	*TOUCHDOWN	12 - 99	5:16
SVHS		S40	03:29	Punt	G00	00:22	*TOUCHDOWN	8 - 60	3:07
SVHS	4th	S46	09:50	Kickoff	S45	08:22	Punt	3 - (1)	1:28
SVHS		S43	07:49	Kickoff	G48	05:16	Punt	3 - 9	2:33
SVHS		G45	05:10	Interception	G36	04:09	Downs	4 - 9	1:01
SVHS		S10	03:16	Interception	G48	00:00	End of half	6 - 42	3:16

Star Valley HS	1st Qtr	2nd Qtr	3rd Qtr	4th Qtr	1st Half	2nd Half	Total
Time of possession	07:45	04:05	08:23	08:18	11:50	16:41	28:31
3rd down conversions	1-2	0-1	3-4	0-3	1-3	3-7	4-10
Average field position	S30	S37	S20	S38	S34	S32	S33
4th down conversions	0-0	0-0	1-1	0-1	0-0	1-2	1-2



Drive Chart (By Quarter) (Final)  
The Automated ScoreBook  
Green River HS vs Star Valley HS (Nov 13, 2015 at Laramie, Wyo.)

Team	Qtr	Drive Started			Drive Ended			Consumed	
		Spot	Time	Obtained	Spot	Time	How lost	PI - Yds	TOP
SVHS	1st	S23	12:00	Kickoff	G29	07:17	Punt	9 - 48	4:43
GRIV		G03	07:17	Punt	G12	04:55	Punt	3 - 9	2:22
SVHS		S38	04:55	Punt	G00	01:53	*TOUCHDOWN	8 - 62	3:02
GRIV	2nd	G28	01:53	Kickoff	G38	09:17	Punt	9 - 10	4:36
SVHS		S17	09:17	Punt	G00	08:29	*TOUCHDOWN	2 - 83	0:48
GRIV		G23	08:29	Kickoff	G39	06:26	Punt	4 - 16	2:03
SVHS		S41	06:26	Punt	G12	04:41	*FIELD GOAL	5 - 47	1:45
GRIV		G10	04:41	Kickoff	G15	02:50	Punt	3 - 5	1:51
SVHS		G45	02:50	Punt	G06	01:18	Interception	4 - 39	1:32
GRIV		G20	01:18	Interception	G39	00:00	Downs	6 - 19	1:18
SVHS		G39	00:00	Downs	G39	00:00	End of half	0 - 0	0:00
GRIV		S45	12:00	Kickoff	S46	10:34	Punt	3 - (1)	1:26
SVHS	3rd	S01	10:34	Punt	G00	05:18	*TOUCHDOWN	12 - 99	5:16
GRIV		G26	05:18	Kickoff	G28	03:29	Punt	3 - 2	1:49
SVHS		S40	03:29	Punt	G00	00:22	*TOUCHDOWN	8 - 60	3:07
GRIV		G33	00:22	Kickoff	S00	09:50	*TOUCHDOWN	7 - 67	2:32
SVHS		S46	09:50	Kickoff	S45	08:22	Punt	3 - (1)	1:28
GRIV		G33	08:22	Punt	S00	07:49	*TOUCHDOWN	3 - 67	0:33
SVHS	4th	S43	07:49	Kickoff	G48	05:16	Punt	3 - 9	2:33
GRIV		G16	05:16	Punt	G16	05:10	Interception	1 - 0	0:06
SVHS		G45	05:10	Interception	G36	04:09	Downs	4 - 9	1:01
GRIV		G36	04:09	Downs	S40	03:16	Interception	5 - 24	0:53
SVHS		S10	03:16	Interception	G48	00:00	End of half	6 - 42	3:16

# Play-by-Play Summary (1st quarter)

## Green River HS vs Star Valley HS (Nov 13, 2015 at Laramie, Wyo.)

*\*Star Valley wins toss and elects to recieve*

HILL, KEANU kickoff 48 yards to the SVHS12, HOWELL, Alex return 11 yards to the SVHS23 (MCGUIRE, Shawn).

1-10	Svhs 23	HANSEN, Kellen rush for 7 yards to the SVHS30 (WHITE, Cole).	
2-3	Svhs 30	MCGINLEY, C rush for 8 yards to the SVHS38, 1ST DOWN SVHS (WILSON, Drew; VENDETTI, Tyler).	R1
1-10	Svhs 38	HIIBEL, Reese rush for loss of 3 yards to the SVHS35 (WAITE, Blake).	
2-13	Svhs 35	HIIBEL, Reese pass complete to JACOBSON, H for 28 yards to the GRIV37, 1ST DOWN SVHS (OLSEN, Jacob; HOFER, Chance).	P2
1-10	Griv 37	JACOBSON, H rush for 2 yards to the GRIV35 (WAITE, Blake).	
2-8	Griv 35	PENALTY GRIV encroachment 5 yards to the GRIV30.	
2-3	Griv 30	HANSEN, Kellen rush for 4 yards to the GRIV26, 1ST DOWN SVHS (OLSEN, Jacob).	R3
1-10	Griv 26	HANSEN, Kellen rush for 5 yards to the GRIV21 (VENDETTI, Tyler; OLSEN, Jacob).	
2-5	Griv 21	HIIBEL, Reese rush for 1 yard to the GRIV20 (HILL, KEANU).	
3-4	Griv 20	HIIBEL, Reese rush for loss of 9 yards to the GRIV29 (HOPKINS, Brenda; HUNT, Gage).	
4-13	Griv 29	SWANSON, Joseph punt 26 yards to the GRIV3, downed.	

*9 plays, 48 yards, 4:43*

GREEN RIVER HS drive start at 07:17.

1-10	Griv 03	WILSON, Drew rush for 4 yards to the GRIV7 (MCGINLEY, C).
2-6	Griv 07	CROFT, Candon rush for 5 yards to the GRIV12 (MCGINLEY, C).
3-1	Griv 12	Timeout Green River HS, clock 05:53.
3-1	Griv 12	VENDETTI, Tyler rush for no gain to the GRIV12 (SMITH, Conner).
4-1	Griv 12	HILL, KEANU punt 50 yards to the SVHS38, downed.

*3 plays, 9 yards, 2:22*

STAR VALLEY HS drive start at 04:55.

1-10	Svhs 38	MCGINLEY, C rush for 34 yards to the GRIV28, 1ST DOWN SVHS (WHITE, Cole).	R4
1-10	Griv 28	MCGINLEY, C rush for 3 yards to the GRIV25 (WAITE, Blake; VAN GIESEN, D).	
2-7	Griv 25	JACOBSON, H rush for 5 yards to the GRIV20 (OLSEN, Jacob; VAN GIESEN, D).	
3-2	Griv 20	MCGINLEY, C rush for 7 yards to the GRIV13, 1ST DOWN SVHS (VAN GIESEN, D).	R5
1-10	Griv 13	MCGINLEY, C rush for 2 yards to the GRIV11 (HILL, KEANU; ANDERSON, C).	
2-8	Griv 11	JACOBSON, H rush for 9 yards to the GRIV2, 1ST DOWN SVHS (VAN GIESEN, D).	R6
1-G	Griv 02	MCGINLEY, C rush for 1 yard to the GRIV1 (TEAM).	
2-G	Griv 01	HIIBEL, Reese rush for 1 yard to the GRIV0, TOUCHDOWN, clock 01:53.	
1-G	Griv 02	HUTCHINSON, N kick attempt good.	

Star Valley HS 7, Green River HS 0

*8 plays, 62 yards, 3:02*

HUTCHINSON, N kickoff 50 yards to the GRIV10, HOFER, Chance return 18 yards to the GRIV28 (ERICKSON, P).

GREEN RIVER HS drive start at 01:53.

1-10	Griv 28	VENDETTI, Tyler pass complete to CROFT, Candon for 2 yards to the GRIV30 (KUNZ, Brandon; GARDNER, Max).	
2-8	Griv 30	WILSON, Drew rush for 3 yards to the GRIV33 (KUNZ, Brandon; GARDNER, Max).	
3-5	Griv 33	VENDETTI, Tyler pass complete to HOFER, Chance for 7 yards to the GRIV40, 1ST DOWN GRIV (JOHNSON, Bailey).	P1

END OF 1st QUARTER: Star Valley HS 7, Green River HS 0

Quarter Summary	Score	Time Poss	1st Downs				Conversions		Rushing	Passing	Penalties
			R	P	X	T	3rd	4th			
Green River HS	0	04:15	0	1	0	1	0-1	0-0	4-12	2-2-0-9	1-5
Star Valley HS	7	07:45	5	1	0	6	1-2	0-0	16-77	1-1-0-28	0-0

Quickie Statistics (1st quarter)  
Green River HS vs Star Valley HS (Nov 13, 2015 at Laramie, Wyo.)

	GRIV	SVHS
Score	0	7
FIRST DOWNS	1	6
RUSHES-YARDS (NET)	4-12	16-77
PASSING YDS (NET)	9	28
Passes Att-Comp-Int	2-2-0	1-1-0
TOTAL OFFENSE PLAYS-YARDS	6-21	17-105
Fumble Returns-Yards	0-0	0-0
Punt Returns-Yards	0-0	0-0
Kickoff Returns-Yards	1-18	1-11
Interception Returns-Yards	0-0	0-0
Punts (Number-Avg)	1-50.0	1-26.0
Fumbles-Lost	0-0	0-0
Penalties-Yards	1-5	0-0
Possession Time	04:15	07:45
Third-Down Conversions	1 of 2	1 of 2
Fourth-Down Conversions	0 of 0	0 of 0

Green River HS

Rushing	No.	Gain	Loss	Net	TD	Lg	Avg
WILSON, Drew	2	7	0	7	0	4	3.5
CROFT, Candon	1	5	0	5	0	5	5.0
VENDETTI, Tyler	1	0	0	0	0	0	0.0

Passing	C-A-I	Yds	TD	Long	Sack
VENDETTI, Tyler	2-2-0	9	0	7	0

Receiving	No.	Yards	TD	Long
HOFER, Chance	1	7	0	7
CROFT, Candon	1	2	0	2

Punting	No.	Yds	Avg	Long	In20	TB
HILL, KEANU	1	50	50.0	50	0	0

Punt Returns	No.	Yards	TD	Long
--------------	-----	-------	----	------

Kick Returns	No.	Yards	TD	Long
HOFER, Chance	1	18	0	18

Tackles	UA-A	Total	Sacks	TFL
VAN GIESEN, D	2-2	4	0.0	0.0
OLSEN, Jacob	1-3	4	0.0	0.0
WAITE, Blake	2-1	3	0.0	1.0
WHITE, Cole	2-0	2	0.0	0.0

Star Valley HS

Rushing	No.	Gain	Loss	Net	TD	Lg	Avg
MCGINLEY, C	6	55	0	55	0	34	9.2
HANSEN, Kellen	3	16	0	16	0	7	5.3
JACOBSON, H	3	16	0	16	0	9	5.3
HIIBEL, Reese	4	2	12	-10	1	1	-2.5

Passing	C-A-I	Yds	TD	Long	Sack
HIIBEL, Reese	1-1-0	28	0	28	0

Receiving	No.	Yards	TD	Long
JACOBSON, H	1	28	0	28

Punting	No.	Yds	Avg	Long	In20	TB
SWANSON, Joseph	1	26	26.0	26	1	0

Punt Returns	No.	Yards	TD	Long
--------------	-----	-------	----	------

Kick Returns	No.	Yards	TD	Long
HOWELL, Alex	1	11	0	11

Tackles	UA-A	Total	Sacks	TFL
MCGINLEY, C	2-0	2	0.0	0.0
GARDNER, Max	0-2	2	0.0	0.0
KUNZ, Brandon	0-2	2	0.0	0.0
ERICKSON, P	1-0	1	0.0	0.0

Qtr	Time	Scoring Play	V-H
1st	01:53	SVHS - HIIBEL, Reese 1 yd run (HUTCHINSON, N kick), 8-62 3:02	0 - 7

# Play-by-Play Summary (2nd quarter)

## Green River HS vs Star Valley HS (Nov 13, 2015 at Laramie, Wyo.)

1-10	Griv 40	Start of 2nd quarter, clock 12:00.	
1-10	Griv 40	VENDETTI, Tyler pass incomplete to VAN GIESEN, D.	
2-10	Griv 40	VENDETTI, Tyler rush for 7 yards to the GRIV47 (JOHNSON, Bailey).	
3-3	Griv 47	Timeout Green River HS, clock 11:41.	
3-3	Griv 47	VENDETTI, Tyler rush for 6 yards to the SVHS47, 1ST DOWN GRIV (BATTLESON, K).	R2
1-10	Svhs 47	VENDETTI, Tyler sacked for loss of 3 yards to the 50 yardline (ROBERTS, C), PENALTY GRIV holding 17 yards to the GRIV36, NO PLAY.	
1-27	Griv 36	VENDETTI, Tyler pass complete to OLSEN, Jacob for 2 yards to the GRIV38 (KUNZ, Brandon).	
2-25	Griv 38	VENDETTI, Tyler pass incomplete to OLSEN, Jacob.	
3-25	Griv 38	VENDETTI, Tyler pass complete to CROFT, Candon for no gain to the GRIV38 (SMITH, Conner).	
4-25	Griv 38	HILL, KEANU punt 45 yards to the SVHS17, downed.	
<i>9 plays, 10 yards, 4:36</i>			
STAR VALLEY HS drive start at 09:17.			
1-10	Svhs 17	HANSEN, Kellen rush for 80 yards to the GRIV3, 1ST DOWN SVHS (VENDETTI, Tyler).	R7
1-G	Griv 03	HANSEN, Kellen rush for no gain to the GRIV3 (WAITE, Blake), PENALTY SVHS illegal motion 5 yards to the GRIV8, NO PLAY.	
1-G	Griv 08	Timeout Star Valley HS, clock 08:35.	
1-G	Griv 08	HANSEN, Kellen rush for 8 yards to the GRIV0, TOUCHDOWN, clock 08:29.	
1-G	Griv 02	HUTCHINSON, N kick attempt good.	
Star Valley HS 14, Green River HS 0			
<i>2 plays, 83 yards, 0:48</i>			
HUTCHINSON, N kickoff 50 yards to the GRIV10, HOFER, Chance return 13 yards to the GRIV23 (PITTMAN, Sean).			
GREEN RIVER HS drive start at 08:29.			
1-10	Griv 23	VENDETTI, Tyler pass complete to OLSEN, Jacob for 13 yards to the GRIV36, 1ST DOWN GRIV (PITTMAN, Sean).	P3
1-10	Griv 36	CROFT, Candon rush for 6 yards to the GRIV42 (GARDNER, Max; SMITH, Conner).	
2-4	Griv 42	VENDETTI, Tyler rush for loss of 3 yards to the GRIV39 (MCGINLEY, C).	
3-7	Griv 39	VENDETTI, Tyler pass incomplete to WHITE, Cole.	
4-7	Griv 39	HILL, KEANU punt 20 yards to the SVHS41, downed.	
<i>4 plays, 16 yards, 2:03</i>			
STAR VALLEY HS drive start at 06:26.			
1-10	Svhs 41	MCGINLEY, C rush for 48 yards to the GRIV11, 1ST DOWN SVHS (VENDETTI, Tyler).	R8
1-10	Griv 11	MCGINLEY, C rush for 1 yard to the GRIV10 (BUNDERMAN, Gabe).	
2-9	Griv 10	HANSEN, Kellen rush for loss of 2 yards to the GRIV12 (VENDETTI, Tyler).	
3-11	Griv 12	BATTLESON, K pass incomplete to SWANSON, Joseph.	
4-11	Griv 12	HUTCHINSON, N field goal attempt from 30 GOOD, clock 04:41.	
Star Valley HS 17, Green River HS 0			
<i>5 plays, 47 yards, 1:45</i>			
HUTCHINSON, N kickoff 52 yards to the GRIV8, HOFER, Chance return 10 yards to the GRIV18 (PITTMAN, Sean), PENALTY GRIV holding 8 yards to the GRIV10, 1st and 10, GRIV ball on GRIV10.			
GREEN RIVER HS drive start at 04:41.			
1-10	Griv 10	WILSON, Drew rush for 8 yards to the GRIV18 (JOHNSON, Bailey).	
2-2	Griv 18	VENDETTI, Tyler pass complete to CROFT, Candon for loss of 3 yards to the GRIV15 (HOWELL, Alex).	
3-5	Griv 15	VENDETTI, Tyler pass complete to CROFT, Candon for no gain to the GRIV15 (KUNZ, Brandon).	
4-5	Griv 15	HILL, KEANU punt 45 yards to the SVHS40, PITTMAN, Sean return 30 yards to the GRIV30, PENALTY SVHS personal foul 15 yards to the GRIV45, 1st and 10, SVHS ball on GRIV45.	
<i>3 plays, 5 yards, 1:51</i>			
STAR VALLEY HS drive start at 02:50.			
1-10	Griv 45	JACOBSON, H rush for 2 yards to the GRIV43 (WAITE, Blake).	
2-8	Griv 43	JACOBSON, H rush for 33 yards to the GRIV10, 1ST DOWN SVHS (WAITE, Blake).	R9
1-G	Griv 10	HIIBEL, Reese rush for 4 yards to the GRIV6 (OLSEN, Jacob).	
2-G	Griv 06	HIIBEL, Reese pass intercepted by HOFER, Chance at the GRIV0, HOFER, Chance return 0 yards to the GRIV0, touchback.	
<i>4 plays, 39 yards, 1:32</i>			
GREEN RIVER HS drive start at 01:18.			
1-10	Griv 20	VENDETTI, Tyler rush for 6 yards to the GRIV26 (BATTLESON, K).	
2-4	Griv 26	WILSON, Drew rush for 4 yards to the GRIV30, 1ST DOWN GRIV (MCGINLEY, C).	R4
1-10	Griv 30	VENDETTI, Tyler pass incomplete to CROFT, Candon.	
2-10	Griv 30	VENDETTI, Tyler rush for 5 yards to the GRIV35 (ERICKSON, H).	
3-5	Griv 35	VENDETTI, Tyler pass complete to HOFER, Chance for 4 yards to the GRIV39.	
4-1	Griv 39	Timeout Green River HS, clock 00:01.	
4-1	Griv 39	HOFER, Chance pass incomplete to OLSEN, Jacob.	
<i>6 plays, 19 yards, 1:18</i>			
STAR VALLEY HS drive start at 00:00.			
End of half, clock 00:00.			
END OF 2nd QUARTER: Star Valley HS 17, Green River HS 0			

# Play-by-Play Summary (2nd quarter) Green River HS vs Star Valley HS (Nov 13, 2015 at Laramie, Wyo.)

Quarter Summary	Score	Time Poss	1st Downs				Conversions		Rushing	Passing	Penalties
			R	P	X	T	3rd	4th			
Green River HS	0	07:55	2	1	0	3	1-5	0-1	8-39	6-11-0-16	2-25
Star Valley HS	10	04:05	3	0	0	3	0-1	0-0	8-174	0-2-1-0	2-20

# Quickie Statistics (Halftime)

## Green River HS vs Star Valley HS (Nov 13, 2015 at Laramie, Wyo.)

	GRIV	SVHS
Score	0	17
FIRST DOWNS	4	9
RUSHES-YARDS (NET)	12-51	24-251
PASSING YDS (NET)	25	28
Passes Att-Comp-Int	13-8-0	3-1-1
TOTAL OFFENSE PLAYS-YARDS	25-76	27-279
Fumble Returns-Yards	0-0	0-0
Punt Returns-Yards	0-0	1-30
Kickoff Returns-Yards	3-41	1-11
Interception Returns-Yards	1-0	0-0
Punts (Number-Avg)	4-40.0	1-26.0
Fumbles-Lost	0-0	0-0
Penalties-Yards	3-30	2-20
Possession Time	12:10	11:50
Third-Down Conversions	2 of 7	1 of 3
Fourth-Down Conversions	0 of 1	0 of 0

### Green River HS

Rushing	No.	Gain	Loss	Net	TD	Lg	Avg
VENDETTI, Tyler	6	24	3	21	0	7	3.5
WILSON, Drew	4	19	0	19	0	8	4.8
CROFT, Candon	2	11	0	11	0	6	5.5

Passing	C-A-I	Yds	TD	Long	Sack
VENDETTI, Tyler	8-12-0	25	0	13	0
HOFER, Chance	0-1-0	0	0	0	0

Receiving	No.	Yards	TD	Long
CROFT, Candon	4	-1	0	2
OLSEN, Jacob	2	15	0	13
HOFER, Chance	2	11	0	7

Punting	No.	Yds	Avg	Long	In20	TB
HILL, KEANU	4	160	40.0	50	1	0

Punt Returns	No.	Yards	TD	Long
--------------	-----	-------	----	------

Kick Returns	No.	Yards	TD	Long
HOFER, Chance	3	41	0	18

Tackles	UA-A	Total	Sacks	TFL
WAITE, Blake	4-1	5	0.0	1.0
VENDETTI, Tyler	3-2	5	0.0	1.0
OLSEN, Jacob	2-3	5	0.0	0.0
VAN GIESEN, D	2-2	4	0.0	0.0

### Star Valley HS

Rushing	No.	Gain	Loss	Net	TD	Lg	Avg
MCGINLEY, C	8	104	0	104	0	48	13.0
HANSEN, Kellen	6	104	2	102	1	80	17.0
JACOBSON, H	5	51	0	51	0	33	10.2
HIIBEL, Reese	5	6	12	-6	1	4	-1.2

Passing	C-A-I	Yds	TD	Long	Sack
HIIBEL, Reese	1-2-1	28	0	28	0
BATTLESON, K	0-1-0	0	0	0	0

Receiving	No.	Yards	TD	Long
JACOBSON, H	1	28	0	28

Punting	No.	Yds	Avg	Long	In20	TB
SWANSON, Joseph	1	26	26.0	26	1	0

Punt Returns	No.	Yards	TD	Long
PITTMAN, Sean	1	30	0	30

Kick Returns	No.	Yards	TD	Long
HOWELL, Alex	1	11	0	11

Tackles	UA-A	Total	Sacks	TFL
MCGINLEY, C	4-0	4	0.0	1.0
KUNZ, Brandon	2-2	4	0.0	0.0
PITTMAN, Sean	3-0	3	0.0	0.0
JOHNSON, Bailey	3-0	3	0.0	0.0

Qtr	Time	Scoring Play	V-H
1st	01:53	SVHS - HIIBEL, Reese 1 yd run (HUTCHINSON, N kick), 8-62 3:02	0 - 7
2nd	08:29	SVHS - HANSEN, Kellen 8 yd run (HUTCHINSON, N kick), 2-83 0:48	0 - 14
	04:41	SVHS - HUTCHINSON, N 30 yd field goal, 5-47 1:45	0 - 17

# Play-by-Play Summary (3rd quarter)

## Green River HS vs Star Valley HS (Nov 13, 2015 at Laramie, Wyo.)

Start of 3rd quarter, clock 12:00, SVHS ball on SVHS40.

HUTCHINSON, N kickoff 53 yards to the GRIV7, HOFER, Chance return 48 yards to the SVHS45 (HUTCHINSON, N).

GREEN RIVER HS drive start at 12:00.

- 1-10 Svhs 45 VENDETTI, Tyler pass incomplete to OLSEN, Jacob (ERICKSON, Chris).
- 2-10 Svhs 45 VENDETTI, Tyler pass incomplete to OLSEN, Jacob (SMITH, MCCABE).
- 3-10 Svhs 45 VENDETTI, Tyler pass complete to OLSEN, Jacob for 9 yards to the SVHS36 (ERICKSON, Chris), PENALTY GRIV holding 13 yards to the GRIV42, NO PLAY.
- 3-23 Griv 42 VENDETTI, Tyler pass complete to CROFT, Candon for 12 yards to the SVHS46 (GARDNER, Max).
- 4-11 Svhs 46 HILL, KEANU punt 45 yards to the SVHS1, downed.

*3 plays, minus 1 yard, 1:26*

STAR VALLEY HS drive start at 10:34.

- 1-10 Svhs 01 Timeout Star Valley HS, clock 10:34.
- 1-10 Svhs 01 HIIBEL, Reese rush for 2 yards to the SVHS3 (WAITE, Blake).
- 2-8 Svhs 03 JACOBSON, H rush for 6 yards to the SVHS9 (ANDERSON, C; HUNT, Gage).
- 3-2 Svhs 09 MCGINLEY, C rush for 2 yards to the SVHS11, 1ST DOWN SVHS (WAITE, Blake). R10
- 1-10 Svhs 11 JACOBSON, H rush for 9 yards to the SVHS20 (HOFER, Chance).
- 2-1 Svhs 20 HANSEN, Kellen rush for 22 yards to the SVHS42, 1ST DOWN SVHS (MCGUIRE, Shawn). R11
- 1-10 Svhs 42 MCGINLEY, C rush for 1 yard to the SVHS43 (OLSEN, Jacob).
- 2-9 Svhs 43 HANSEN, Kellen rush for 1 yard to the SVHS44 (MCGUIRE, Shawn).
- 3-8 Svhs 44 HIIBEL, Reese pass complete to JACOBSON, H for 4 yards to the SVHS48 (OLSEN, Jacob; SPARTZ, Hunter).
- 4-4 Svhs 48 SWANSON, Joseph rush for 14 yards to the GRIV38, 1ST DOWN SVHS (MCGUIRE, Shawn). R12
- 1-10 Griv 38 JACOBSON, H rush for no gain to the GRIV38 (ANDERSON, C).
- 2-10 Griv 38 HANSEN, Kellen rush for no gain to the GRIV38 (OLSEN, Jacob).
- 3-10 Griv 38 HIIBEL, Reese pass complete to MCGINLEY, C for 38 yards to the GRIV0, 1ST DOWN SVHS, TOUCHDOWN, clock 05:18. P13
- 1-G Griv 02 HUTCHINSON, N kick attempt good.

Star Valley HS 24, Green River HS 0

*12 plays, 99 yards, 5:16*

HUTCHINSON, N kickoff 53 yards to the GRIV7, HOFER, Chance return 19 yards to the GRIV26 (JACOBSON, H).

GREEN RIVER HS drive start at 05:18.

- 1-10 Griv 26 HOFER, Chance rush for 3 yards to the GRIV29 (ERICKSON, H).
- 2-7 Griv 29 HOFER, Chance sacked for loss of 9 yards to the GRIV20 (SMITH, Conner; ROBERTS, C), PENALTY GRIV IM declined.
- 3-16 Griv 20 HOFER, Chance pass complete to CROFT, Candon for 8 yards to the GRIV28 (SMITH, MCCABE).
- 4-8 Griv 28 HILL, KEANU punt 32 yards to the SVHS40, fair catch by HIIBEL, Reese.

*3 plays, 2 yards, 1:49*

STAR VALLEY HS drive start at 03:29.

- 1-10 Svhs 40 HIIBEL, Reese pass complete to BATTLESON, K for 2 yards to the SVHS42 (WAITE, Blake; ANDERSON, C).
- 2-8 Svhs 42 JACOBSON, H rush for loss of 2 yards to the SVHS40 (WAITE, Blake), PENALTY GRIV face mask 3 yards to the SVHS45, NO PLAY.
- 2-5 Svhs 45 BATTLESON, K rush for 4 yards to the SVHS49 (OLSEN, Jacob; HUNT, Gage), PENALTY GRIV face mask 5 yards to the GRIV46, 1ST DOWN SVHS. X14
- 1-10 Griv 46 1st and 10.
- 1-10 Griv 46 HIIBEL, Reese pass incomplete to HANSEN, Kellen (VENDETTI, Tyler).
- 2-10 Griv 46 HANSEN, Kellen rush for 1 yard to the GRIV45 (OLSEN, Jacob).
- 3-9 Griv 45 HANSEN, Kellen rush for 19 yards to the GRIV26, 1ST DOWN SVHS (VAN GIESEN, D; MCGUIRE, Shawn). R15
- 1-10 Griv 26 HIIBEL, Reese rush for 16 yards to the GRIV10, 1ST DOWN SVHS (WAITE, Blake). R16
- 1-G Griv 10 MCGINLEY, C rush for 9 yards to the GRIV1 (OLSEN, Jacob).
- 2-G Griv 01 BATTLESON, K rush for 1 yard to the GRIV0, TOUCHDOWN, clock 00:22.
- 1-G Griv 02 HUTCHINSON, N kick attempt good.

Star Valley HS 31, Green River HS 0

*8 plays, 60 yards, 3:07*

HUTCHINSON, N kickoff 52 yards to the GRIV8, HOFER, Chance return 25 yards to the GRIV33 (ERICKSON, H; VANDEBURG, B).

GREEN RIVER HS drive start at 00:22.

- 1-10 Griv 33 VENDETTI, Tyler pass complete to OLSEN, Jacob for 12 yards to the GRIV45, 1ST DOWN GRIV (JOHNSON, Bailey; ERICKSON, H). P5

END OF 3rd QUARTER: Star Valley HS 31, Green River HS 0

Quarter Summary	Score	Time Poss	1st Downs				Conversions		Rushing	Passing	Penalties
			R	P	X	T	3rd	4th			
Green River HS	0	03:37	0	1	0	1	0-2	0-0	2-(-6)	3-5-0-32	3-21
Star Valley HS	14	08:23	5	1	1	7	3-4	1-1	16-107	3-4-0-44	0-0

# Quickie Statistics (3rd quarter)

## Green River HS vs Star Valley HS (Nov 13, 2015 at Laramie, Wyo.)

	GRIV	SVHS
Score	0	31
FIRST DOWNS	5	16
RUSHES-YARDS (NET)	14-45	40-358
PASSING YDS (NET)	57	72
Passes Att-Comp-Int	18-11-0	7-4-1
TOTAL OFFENSE PLAYS-YARDS	32-102	47-430
Fumble Returns-Yards	0-0	0-0
Punt Returns-Yards	0-0	1-30
Kickoff Returns-Yards	6-133	1-11
Interception Returns-Yards	1-0	0-0
Punts (Number-Avg)	6-39.5	1-26.0
Fumbles-Lost	0-0	0-0
Penalties-Yards	6-51	2-20
Possession Time	15:47	20:13
Third-Down Conversions	2 of 9	4 of 7
Fourth-Down Conversions	0 of 1	1 of 1

### Green River HS

Rushing	No.	Gain	Loss	Net	TD	Lg	Avg
VENDETTI, Tyler	6	24	3	21	0	7	3.5
WILSON, Drew	4	19	0	19	0	8	4.8
CROFT, Candon	2	11	0	11	0	6	5.5
HOFER, Chance	2	3	9	-6	0	3	-3.0

Passing	C-A-I	Yds	TD	Long	Sack
VENDETTI, Tyler	10-16-0	49	0	13	0
HOFER, Chance	1-2-0	8	0	8	1

Receiving	No.	Yards	TD	Long
CROFT, Candon	6	19	0	12
OLSEN, Jacob	3	27	0	13
HOFER, Chance	2	11	0	7

Punting	No.	Yds	Avg	Long	In20	TB
HILL, KEANU	6	237	39.5	50	2	0

Punt Returns	No.	Yards	TD	Long
--------------	-----	-------	----	------

Kick Returns	No.	Yards	TD	Long
HOFER, Chance	6	133	0	48

Tackles	UA-A	Total	Sacks	TFL
OLSEN, Jacob	6-5	11	0.0	0.0
WAITE, Blake	7-2	9	0.0	1.0
MCGUIRE, Shawn	4-1	5	0.0	0.0
VENDETTI, Tyler	3-2	5	0.0	1.0

### Star Valley HS

Rushing	No.	Gain	Loss	Net	TD	Lg	Avg
HANSEN, Kellen	11	147	2	145	1	80	13.2
MCGINLEY, C	11	116	0	116	0	48	10.5
JACOBSON, H	8	66	0	66	0	33	8.2
SWANSON, Joseph	1	14	0	14	0	14	14.0

Passing	C-A-I	Yds	TD	Long	Sack
HIIBEL, Reese	4-6-1	72	1	38	0
BATTLESON, K	0-1-0	0	0	0	0

Receiving	No.	Yards	TD	Long
JACOBSON, H	2	32	0	28
MCGINLEY, C	1	38	1	38
BATTLESON, K	1	2	0	2

Punting	No.	Yds	Avg	Long	In20	TB
SWANSON, Joseph	1	26	26.0	26	1	0

Punt Returns	No.	Yards	TD	Long
PITTMAN, Sean	1	30	0	30

Kick Returns	No.	Yards	TD	Long
HOWELL, Alex	1	11	0	11

Tackles	UA-A	Total	Sacks	TFL
MCGINLEY, C	4-0	4	0.0	1.0
JOHNSON, Bailey	3-1	4	0.0	0.0
KUNZ, Brandon	2-2	4	0.0	0.0
SMITH, Conner	2-2	4	0.5	0.5

Qtr	Time	Scoring Play	V-H
1st	01:53	SVHS - HIIBEL, Reese 1 yd run (HUTCHINSON, N kick), 8-62 3:02	0 - 7
2nd	08:29	SVHS - HANSEN, Kellen 8 yd run (HUTCHINSON, N kick), 2-83 0:48	0 - 14
	04:41	SVHS - HUTCHINSON, N 30 yd field goal, 5-47 1:45	0 - 17
3rd	05:18	SVHS - MCGINLEY, C 38 yd pass from HIIBEL, Reese (HUTCHINSON, N kick), 12-99 5:16	0 - 24
	00:22	SVHS - BATTLESON, K 1 yd run (HUTCHINSON, N kick), 8-60 3:07	0 - 31



# Play-by-Play Summary (4th quarter)

## Green River HS vs Star Valley HS (Nov 13, 2015 at Laramie, Wyo.)

1-10	Griv 45	Start of 4th quarter, clock 12:00.	
1-10	Griv 45	CROFT, Candon rush for 5 yards to the 50 yardline (ERICKSON, H).	
2-5	Griv 50	VENDETTI, Tyler pass complete to OLSEN, Jacob for 10 yards to the SVHS40, 1ST DOWN GRIV (PITTMAN, Sean; JOHNSON, Bailey).	P6
1-10	Svhs 40	VENDETTI, Tyler pass complete to WILSON, Drew for 29 yards to the SVHS11, 1ST DOWN GRIV, out-of-bounds (JOHNSON, Bailey).	P7
1-10	Svhs 11	VENDETTI, Tyler rush for 1 yard to the SVHS10 (GARDNER, Max).	
2-9	Svhs 10	VENDETTI, Tyler pass complete to CROFT, Candon for 5 yards to the SVHS5 (ERICKSON, Chris).	
3-4	Svhs 05	VENDETTI, Tyler rush for 5 yards to the SVHS0, 1ST DOWN GRIV, TOUCHDOWN, clock 09:50.	R8
1-G	Svhs 02	HOFER, Chance kick attempt good.	
Star Valley HS 31, Green River HS 7			
<i>7 plays, 67 yards, 2:32</i>			
HILL, KEANU kickoff 15 yards to the SVHS45, on-side kick, recovered by SVHS MCGINLEY, C on SVHS46.			
STAR VALLEY HS drive start at 09:50.			
1-10	Svhs 46	HANSEN, Kellen rush for 1 yard to the SVHS47 (VENDETTI, Tyler).	
2-9	Svhs 47	HIIBEL, Reese rush for loss of 2 yards to the SVHS45 (ANDERSON, C).	
3-11	Svhs 45	HIIBEL, Reese pass incomplete to JACOBSON, H, dropped pass.	
4-11	Svhs 45	SWANSON, Joseph punt 22 yards to the GRIV33, WHITE, Cole return 0 yards to the GRIV33 (BATTLESAN, K).	
<i>3 plays, minus 1 yard, 1:28</i>			
GREEN RIVER HS drive start at 08:22.			
1-10	Griv 33	VENDETTI, Tyler pass complete to OLSEN, Jacob for 16 yards to the GRIV49, 1ST DOWN GRIV (ERICKSON, H).	P9
1-10	Griv 49	VENDETTI, Tyler pass incomplete to HOFER, Chance (BATTLESAN, K).	
2-10	Griv 49	VENDETTI, Tyler pass complete to KESTER, Kalen for 51 yards to the SVHS0, 1ST DOWN GRIV, TOUCHDOWN, clock 07:49.	P10
1-G	Svhs 02	PENALTY SVHS encroachment 1 yards to the SVHS1.	
1-G	Svhs 01	VENDETTI, Tyler pass attempt to OLSEN, Jacob good.	
Star Valley HS 31, Green River HS 15			
<i>3 plays, 67 yards, 0:33</i>			
VENDETTI, Tyler kickoff 17 yards to the SVHS43, on-side kick, recovered by SVHS SCHWAB, Dylan on SVHS43.			
STAR VALLEY HS drive start at 07:49.			
1-10	Svhs 43	HANSEN, Kellen rush for 5 yards to the SVHS48 (SPARTZ, Hunter).	
2-5	Svhs 48	JACOBSON, H rush for 2 yards to the 50 yardline (ANDERSON, C).	
3-3	Svhs 50	HIIBEL, Reese rush for 2 yards to the GRIV48 (HOPKINS, Brenda; HUNT, Gage).	
4-1	Griv 48	SWANSON, Joseph punt 36 yards to the GRIV12, HOFER, Chance return 4 yards to the GRIV16 (HILL, Carter).	
<i>3 plays, 9 yards, 2:33</i>			
GREEN RIVER HS drive start at 05:16.			
1-10	Griv 16	VENDETTI, Tyler pass intercepted by ERICKSON, Chris at the GRIV45, ERICKSON, Chris return 0 yards to the GRIV45.	
<i>1 play, 0 yards, 0:06</i>			
STAR VALLEY HS drive start at 05:10.			
1-10	Griv 45	SWANSON, Joseph rush for loss of 4 yards to the GRIV49 (ANDERSON, C).	
2-14	Griv 49	MCGINLEY, C rush for 7 yards to the GRIV42 (ANDERSON, C; VAN GIESEN, D).	
3-7	Griv 42	Timeout Green River HS, clock 04:19.	
3-7	Griv 42	MCGINLEY, C rush for 6 yards to the GRIV36 (OLSEN, Jacob).	
4-1	Griv 36	Timeout Green River HS, clock 04:12.	
4-1	Griv 36	MCGINLEY, C rush for no gain to the GRIV36 (WAITE, Blake).	
<i>4 plays, 9 yards, 1:01</i>			
GREEN RIVER HS drive start at 04:09.			
1-10	Griv 36	VENDETTI, Tyler pass incomplete to YEAGER, Riley.	
2-10	Griv 36	VENDETTI, Tyler pass complete to CROFT, Candon for 9 yards to the GRIV45 (ERICKSON, Chris; SMITH, MCCABE).	
3-1	Griv 45	VENDETTI, Tyler rush for 2 yards to the GRIV47, 1ST DOWN GRIV (BATTLESAN, K).	R11
1-10	Griv 47	VENDETTI, Tyler pass complete to OLSEN, Jacob for 13 yards to the SVHS40, 1ST DOWN GRIV (JOHNSON, Bailey).	P12
1-10	Svhs 40	VENDETTI, Tyler pass intercepted by ERICKSON, Chris at the SVHS10, ERICKSON, Chris return 0 yards to the SVHS10.	
<i>5 plays, 24 yards, 0:53</i>			
STAR VALLEY HS drive start at 03:16.			
1-10	Svhs 10	JACOBSON, H rush for 5 yards to the SVHS15 (OLSEN, Jacob).	
2-5	Svhs 15	Timeout Green River HS, clock 03:09.	
2-5	Svhs 15	MCGINLEY, C rush for 8 yards to the SVHS23, 1ST DOWN SVHS (OLSEN, Jacob).	R17
1-10	Svhs 23	JACOBSON, H rush for no gain to the SVHS23 (WAITE, Blake; HOPKINS, Brenda).	
2-10	Svhs 23	PENALTY GRIV encroachment 5 yards to the SVHS28.	
2-5	Svhs 28	HANSEN, Kellen rush for 28 yards to the GRIV44, 1ST DOWN SVHS (OLSEN, Jacob).	R18

# Play-by-Play Summary (4th quarter) Green River HS vs Star Valley HS (Nov 13, 2015 at Laramie, Wyo.)

1-10 Griv 44 TEAM rush for loss of 2 yards to the GRIV46.  
 2-12 Griv 46 TEAM rush for loss of 2 yards to the GRIV48.  
 End of game, clock 00:00.

*6 plays, 42 yards, 3:16*

FINAL SCORE: Star Valley HS 31, Green River HS 15

Quarter Summary	Score	Time Poss	1st Downs				Conversions		Rushing	Passing	Penalties
			R	P	X	T	3rd	4th			
Green River HS	15	03:42	2	5	0	7	2-2	0-0	4-13	7-11-2-133	1-5
Star Valley HS	0	08:18	2	0	0	2	0-3	0-1	15-54	0-1-0-0	1-1

Quickie Statistics (4th quarter)  
Green River HS vs Star Valley HS (Nov 13, 2015 at Laramie, Wyo.)

	GRIV	SVHS
Score	15	31
FIRST DOWNS	12	18
RUSHES-YARDS (NET)	18-58	55-412
PASSING YDS (NET)	190	72
Passes Att-Comp-Int	29-18-2	8-4-1
TOTAL OFFENSE PLAYS-YARDS	47-248	63-484
Fumble Returns-Yards	0-0	0-0
Punt Returns-Yards	2-4	1-30
Kickoff Returns-Yards	6-133	1-11
Interception Returns-Yards	1-0	2-0
Punts (Number-Avg)	6-39.5	3-28.0
Fumbles-Lost	0-0	0-0
Penalties-Yards	7-56	3-21
Possession Time	19:29	28:31
Third-Down Conversions	4 of 11	4 of 10
Fourth-Down Conversions	0 of 1	1 of 2

Green River HS

Rushing	No.	Gain	Loss	Net	TD	Lg	Avg
VENDETTI, Tyler	9	32	3	29	1	7	3.2
WILSON, Drew	4	19	0	19	0	8	4.8
CROFT, Candon	3	16	0	16	0	6	5.3
HOFER, Chance	2	3	9	-6	0	3	-3.0

Passing	C-A-I	Yds	TD	Long	Sack
VENDETTI, Tyler	17-27-2	182	1	51	0
HOFER, Chance	1-2-0	8	0	8	1

Receiving	No.	Yards	TD	Long
CROFT, Candon	8	33	0	12
OLSEN, Jacob	6	66	0	16
HOFER, Chance	2	11	0	7
KESTER, Kalen	1	51	1	51

Punting	No.	Yds	Avg	Long	In20	TB
HILL, KEANU	6	237	39.5	50	2	0

Punt Returns	No.	Yards	TD	Long
HOFER, Chance	1	4	0	4
WHITE, Cole	1	0	0	0

Kick Returns	No.	Yards	TD	Long
HOFER, Chance	6	133	0	48

Tackles	UA-A	Total	Sacks	TFL
OLSEN, Jacob	10-5	15	0.0	0.0
WAITE, Blake	8-3	11	0.0	1.0
ANDERSON, C	4-4	8	0.0	2.0
VENDETTI, Tyler	4-2	6	0.0	1.0

Star Valley HS

Rushing	No.	Gain	Loss	Net	TD	Lg	Avg
HANSEN, Kellen	14	181	2	179	1	80	12.8
MCGINLEY, C	15	137	0	137	0	48	9.1
JACOBSON, H	11	73	0	73	0	33	6.6
HIIBEL, Reese	9	26	14	12	1	16	1.3

Passing	C-A-I	Yds	TD	Long	Sack
HIIBEL, Reese	4-7-1	72	1	38	0
BATTLESON, K	0-1-0	0	0	0	0

Receiving	No.	Yards	TD	Long
JACOBSON, H	2	32	0	28
MCGINLEY, C	1	38	1	38
BATTLESON, K	1	2	0	2

Punting	No.	Yds	Avg	Long	In20	TB
SWANSON, Joseph	3	84	28.0	36	2	0

Punt Returns	No.	Yards	TD	Long
PITTMAN, Sean	1	30	0	30

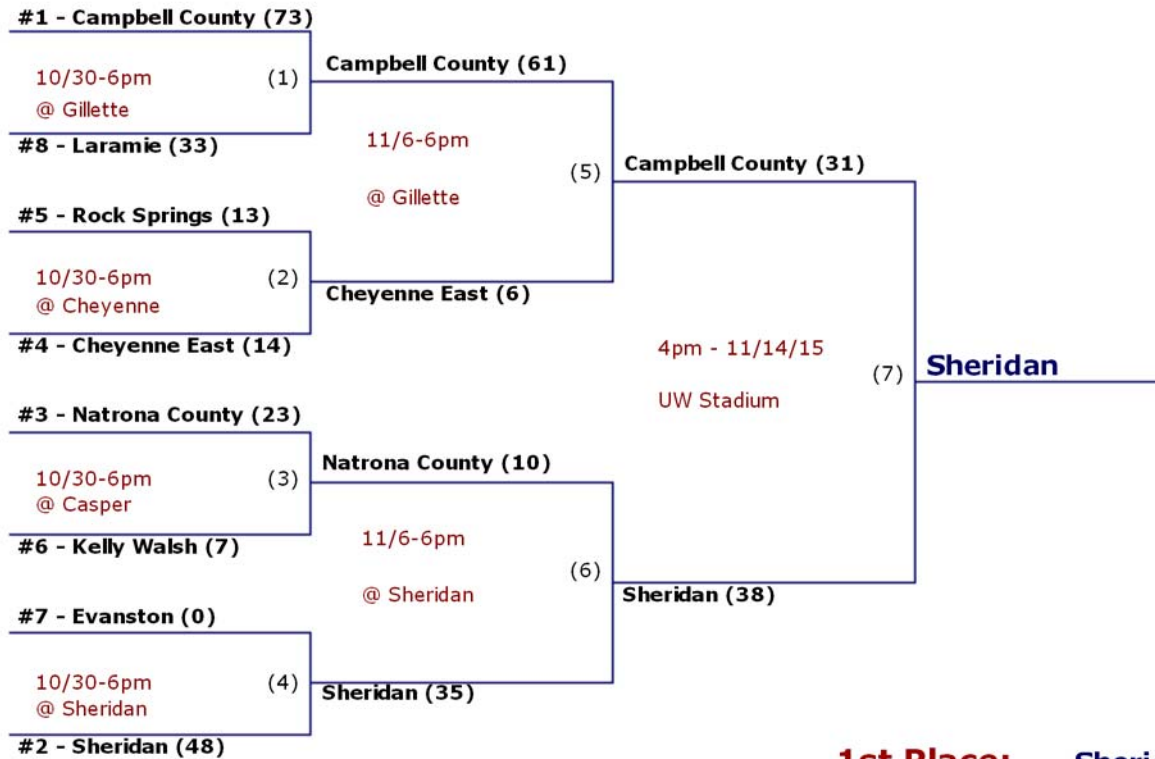
Kick Returns	No.	Yards	TD	Long
HOWELL, Alex	1	11	0	11

Tackles	UA-A	Total	Sacks	TFL
JOHNSON, Bailey	5-2	7	0.0	0.0
ERICKSON, H	4-2	6	0.0	0.0
GARDNER, Max	2-3	5	0.0	0.0
MCGINLEY, C	4-0	4	0.0	1.0

Qtr	Time	Scoring Play	V-H
1st	01:53	SVHS - HIIBEL, Reese 1 yd run (HUTCHINSON, N kick), 8-62 3:02	0 - 7
2nd	08:29	SVHS - HANSEN, Kellen 8 yd run (HUTCHINSON, N kick), 2-83 0:48	0 - 14
	04:41	SVHS - HUTCHINSON, N 30 yd field goal, 5-47 1:45	0 - 17
3rd	05:18	SVHS - MCGINLEY, C 38 yd pass from HIIBEL, Reese (HUTCHINSON, N kick), 12-99 5:16	0 - 24
	00:22	SVHS - BATTLESON, K 1 yd run (HUTCHINSON, N kick), 8-60 3:07	0 - 31
4th	09:50	GRIV - VENDETTI, Tyler 5 yd run (HOFER, Chance kick), 7-67 2:32	7 - 31
	07:49	GRIV - KESTER, Kalen 51 yd pass from VENDETTI, Tyler (OLSEN, Jacob pass from VENDETTI, Tyler), 3-67 0:33	15 - 31



## 2015 State 4A Football Championship Bracket



**1st Place: Sheridan**

**2nd Place: Campbell County**

**Scoring Summary (Final)**  
**The Automated ScoreBook**  
**Sheridan HS vs Campbell County (Nov 14, 2015 at Laramie, Wyo.)**

Sheridan HS (11-1) vs. Campbell County (11-1)

Date: Nov 14, 2015 • Site: Laramie, Wyo. • Stadium: War Memorial Stadium

Attendance: 4567

<b>Score by Quarters</b>	<b>1</b>	<b>2</b>	<b>3</b>	<b>4</b>	<b>Total</b>
Sheridan HS	21	10	7	0	<b>38</b>
Campbell County	0	7	14	10	<b>31</b>

<b>Qtr</b>	<b>Time</b>	<b>Scoring Play</b>	<b>V-H</b>
1st	10:13	SHS - COON, Evan 25 yd pass from GODWIN, Blake (CROW, Dontae kick), 5-49 1:47	7 - 0
	07:54	SHS - CROW, Dontae 8 yd pass from GODWIN, Blake (CROW, Dontae kick), 6-19 1:26	14 - 0
	02:32	SHS - COON, Evan 3 yd run (CROW, Dontae kick), 9-78 3:14	21 - 0
2nd	08:28	CCHS - TAYLOR, Zach 1 yd run (WANGLER, Drew kick), 15-80 6:04	21 - 7
	08:11	SHS - CROW, Dontae 75 yd pass from GODWIN, Blake (CROW, Dontae kick), 1-75 0:17	28 - 7
	00:06	SHS - CROW, Dontae 25 yd field goal, 17-66 6:40	31 - 7
3rd	08:05	CCHS - BARBOUR, Lane 8 yd pass from HOLST, Dalton (WANGLER, Drew kick), 12-80 3:55	31 - 14
	03:31	SHS - CAMPBELL, Zach 70 yd interception return (CROW, Dontae kick)	38 - 14
	01:59	CCHS - ATEN, Roo 5 yd run (WANGLER, Drew kick), 6-65 1:32	38 - 21
4th	11:01	CCHS - PIKULA, Madden 33 yd pass from HOLST, Dalton (WANGLER, Drew kick), 4-53 0:51	38 - 28
	05:18	CCHS - WANGLER, Drew 32 yd field goal, 7-15 2:45	38 - 31

Kickoff time: 4:00 pm • End of Game: 6:35 pm • Total elapsed time: 2:35

Officials:

Temperature: 53 • Wind: 9 mph • Weather: Sunny

**Team Statistics (Final)**  
**The Automated ScoreBook**  
**Sheridan HS vs Campbell County (Nov 14, 2015 at Laramie, Wyo.)**

	SHS	CCHS
<b>FIRST DOWNS</b>	20	24
Rushing	10	8
Passing	10	13
Penalty	0	3
<b>NET YARDS RUSHING</b>	106	180
Rushing Attempts	27	32
Average Per Rush	3.9	5.6
Rushing Touchdowns	1	2
Yards Gained Rushing	113	182
Yards Lost Rushing	7	2
<b>NET YARDS PASSING</b>	319	270
Completions-Attempts-Int	23-36-2	26-39-1
Average Per Attempt	8.9	6.9
Average Per Completion	13.9	10.4
Passing Touchdowns	3	2
<b>TOTAL OFFENSE YARDS</b>	425	450
Total offense plays	63	71
Average Gain Per Play	6.7	6.3
Fumbles: Number-Lost	1-0	0-0
Penalties: Number-Yards	5-58	7-48
PUNTS-YARDS	1-42	3-104
Average Yards Per Punt	42.0	34.7
Net Yards Per Punt	42.0	18.3
Inside 20	0	0
50+ Yards	0	0
Touchbacks	0	0
Fair catch	0	1
KICKOFFS-YARDS	7-413	6-270
Average Yards Per Kickoff	59.0	45.0
Net Yards Per Kickoff	38.4	28.8
Touchbacks	5	1
Punt returns: Number-Yards-TD	2-49-0	0-0-0
Average Per Return	24.5	0.0
Kickoff returns: Number-Yds-TD	3-77-0	2-44-0
Average Per Return	25.7	22.0
Interceptions: Number-Yds-TD	1-70-1	2-64-0
Fumble Returns: Number-Yds-TD	0-0-0	0-0-0
Miscellaneous Yards	0	0
Possession Time	26:33	21:27
1st Quarter	6:27	5:33
2nd Quarter	6:57	5:03
3rd Quarter	5:33	6:27
4th Quarter	7:36	4:24
Third-Down Conversions	8 of 12	8 of 14
Fourth-Down Conversions	0 of 1	0 of 1
Red-Zone Scores-Chances	3-4	4-4
Touchdowns	2-4	3-4
Field goals	1-4	1-4
Sacks By: Number-Yards	0-0	1-5
PAT Kicks	5-5	4-4
Field Goals	1-1	1-1
Points off turnovers	7	3

# Individual Statistics (Final)

## The Automated ScoreBook

### Sheridan HS vs Campbell County (Nov 14, 2015 at Laramie, Wyo.)

#### Sheridan HS

<b>Rushing</b>	<b>No.</b>	<b>Gain</b>	<b>Loss</b>	<b>Net</b>	<b>TD</b>	<b>Lg</b>	<b>Avg</b>
COON, Evan	17	69	0	69	1	14	4.1
SESSIONS, Riley	4	31	0	31	0	24	7.8
BOEDECKER, Drew	1	9	0	9	0	9	9.0
CAMPBELL, Zach	1	1	0	1	0	1	1.0
GODWIN, Blake	2	3	5	-2	0	3	-1.0
TEAM	2	0	2	-2	0	0	-1.0
<b>Totals</b>	<b>27</b>	<b>113</b>	<b>7</b>	<b>106</b>	<b>1</b>	<b>24</b>	<b>3.9</b>

<b>Passing</b>	<b>C-A-I</b>	<b>Yds</b>	<b>TD</b>	<b>Long</b>	<b>Sack</b>
GODWIN, Blake	23-36-2	319	3	75	1
<b>Totals</b>	<b>23-36-2</b>	<b>319</b>	<b>3</b>	<b>75</b>	<b>1</b>

<b>Receiving</b>	<b>No.</b>	<b>Yards</b>	<b>TD</b>	<b>Long</b>
CROW, Dontae	10	175	2	75
SESSIONS, Riley	7	82	0	31
COON, Evan	4	33	1	25
CAMPBELL, Zach	1	18	0	18
MICKELSON, B	1	11	0	11
<b>Totals</b>	<b>23</b>	<b>319</b>	<b>3</b>	<b>75</b>

<b>Punting</b>	<b>No.</b>	<b>Yds</b>	<b>Avg</b>	<b>Long</b>	<b>In20</b>	<b>TB</b>
CROW, Dontae	1	42	42.0	42	0	0
<b>Totals</b>	<b>1</b>	<b>42</b>	<b>42.0</b>	<b>42</b>	<b>0</b>	<b>0</b>

<b>Returns</b>	<b>Punt</b>			<b>Kickoff</b>			<b>Intercept</b>		
	<b>No</b>	<b>Yds</b>	<b>Lg</b>	<b>No</b>	<b>Yds</b>	<b>Lg</b>	<b>No</b>	<b>Yds</b>	<b>Lg</b>
CROW, Dontae	2	49	41	2	64	46	0	0	0
CAMPBELL, Zach	0	0	0	0	0	0	1	70	70
SESSIONS, Aaron	0	0	0	1	13	13	0	0	0
<b>Totals</b>	<b>2</b>	<b>49</b>	<b>41</b>	<b>3</b>	<b>77</b>	<b>46</b>	<b>1</b>	<b>70</b>	<b>70</b>

<b>Field goals</b>	<b>Qtr</b>	<b>Time</b>	<b>Dist</b>	<b>Result</b>
CROW, Dontae	2nd	00:06	25 yards	Good

<b>Kickoffs</b>	<b>No.</b>	<b>Yards</b>	<b>Avg</b>	<b>TB</b>	<b>OB</b>
CROW, Dontae	7	413	59.0	5	0

<b>All-purpose</b>	<b>Run</b>	<b>Rcv</b>	<b>KR</b>	<b>PR</b>	<b>IR</b>	<b>Total</b>
CROW, Dontae	0	175	64	49	0	288
SESSIONS, Riley	31	82	0	0	0	113
COON, Evan	69	33	0	0	0	102
CAMPBELL, Zach	1	18	0	0	70	89

#### Campbell County

<b>Rushing</b>	<b>No.</b>	<b>Gain</b>	<b>Loss</b>	<b>Net</b>	<b>TD</b>	<b>Lg</b>	<b>Avg</b>
ATEN, Roo	18	95	0	95	1	16	5.3
HOLST, Dalton	6	44	2	42	0	20	7.0
TAYLOR, Zach	6	35	0	35	1	13	5.8
CLARK, Zach	1	7	0	7	0	7	7.0
PIKULA, Madden	1	1	0	1	0	1	1.0
<b>Totals</b>	<b>32</b>	<b>182</b>	<b>2</b>	<b>180</b>	<b>2</b>	<b>20</b>	<b>5.6</b>

<b>Passing</b>	<b>C-A-I</b>	<b>Yds</b>	<b>TD</b>	<b>Long</b>	<b>Sack</b>
HOLST, Dalton	26-39-1	270	2	34	0
<b>Totals</b>	<b>26-39-1</b>	<b>270</b>	<b>2</b>	<b>34</b>	<b>0</b>

<b>Receiving</b>	<b>No.</b>	<b>Yards</b>	<b>TD</b>	<b>Long</b>
BARBOUR, Lane	12	90	1	24
PIKULA, Madden	4	80	1	34
HLADKY, Drayson	3	52	0	23
ATEN, Roo	3	20	0	11
CLEMETSON, A	2	11	0	12
BRADLEY, Kade	1	14	0	14
LONG, Parker	1	3	0	3
<b>Totals</b>	<b>26</b>	<b>270</b>	<b>2</b>	<b>34</b>

<b>Punting</b>	<b>No.</b>	<b>Yds</b>	<b>Avg</b>	<b>Long</b>	<b>In20</b>	<b>TB</b>
ALLEN, Jaden	3	104	34.7	38	0	0
<b>Totals</b>	<b>3</b>	<b>104</b>	<b>34.7</b>	<b>38</b>	<b>0</b>	<b>0</b>

<b>Returns</b>	<b>Punt</b>			<b>Kickoff</b>			<b>Intercept</b>		
	<b>No</b>	<b>Yds</b>	<b>Lg</b>	<b>No</b>	<b>Yds</b>	<b>Lg</b>	<b>No</b>	<b>Yds</b>	<b>Lg</b>
PIKULA, Madden	0	0	0	2	44	33	0	0	0
LONG, Parker	0	0	0	0	0	0	1	53	53
HOLST, Dalton	0	0	0	0	0	0	1	11	11
<b>Totals</b>	<b>0</b>	<b>0</b>	<b>0</b>	<b>2</b>	<b>44</b>	<b>33</b>	<b>2</b>	<b>64</b>	<b>53</b>

<b>Field goals</b>	<b>Qtr</b>	<b>Time</b>	<b>Dist</b>	<b>Result</b>
WANGLER, Drew	4th	05:18	32 yards	Good

<b>Kickoffs</b>	<b>No.</b>	<b>Yards</b>	<b>Avg</b>	<b>TB</b>	<b>OB</b>
YOUNG, Dalton	3	102	34.0	0	0
WANGLER, Drew	3	168	56.0	1	0

<b>All-purpose</b>	<b>Run</b>	<b>Rcv</b>	<b>KR</b>	<b>PR</b>	<b>IR</b>	<b>Total</b>
PIKULA, Madden	1	80	44	0	0	125
ATEN, Roo	95	20	0	0	0	115
BARBOUR, Lane	0	90	0	0	0	90
LONG, Parker	0	3	0	0	53	56

FUMBLES: Sheridan HS-CROW, Dontae 1-0. Campbell County-None.

**Defensive Statistics (Final)**  
**The Automated ScoreBook**  
**Sheridan HS vs Campbell County (Nov 14, 2015 at Laramie, Wyo.)**

#	Sheridan HS	Solo	Ast	Total	Sacks-Yds	TFL-Yds	FF	FR-Yds	Int-Yds	BrUp	Blks	QBH
15	SESSIONS, Riley	7	12	19	-	-	-	-	-	-	-	-
22	CAMPBELL, Zach	6	2	8	-	1.0-1	-	-	1-70	1	-	-
25	COON, Evan	4	3	7	-	-	-	-	-	-	-	-
59	MORRIS, Skylar	3	4	7	-	1.0-1	-	-	-	-	-	-
1	LEGERSKI, D	2	4	6	-	-	-	-	-	1	-	-
16	GODWIN, Blake	2	4	6	-	-	-	-	-	-	-	-
63	HALLAM, Jacob	1	3	4	-	0.5-1	-	-	-	-	-	-
24	CUSTIS, Kyle	2	1	3	-	-	-	-	-	-	-	-
5	CROW, Dontae	2	1	3	-	-	-	-	-	1	-	-
40	GALE, Zach	1	2	3	-	-	-	-	-	-	-	-
3	BONNET, Ben	1	2	3	-	-	-	-	-	-	-	-
60	JORGENSEN, C	0	2	2	-	0.5-1	-	-	-	-	-	-
51	BAKER, Blake	0	2	2	-	-	-	-	-	-	-	-
74	BARFOOT, T	1	0	1	-	-	-	-	-	-	-	-
35	KHAN, Saeed	1	0	1	-	-	-	-	-	-	-	-
28	AKSAMIT, Jacek	1	0	1	-	-	-	-	-	-	-	-
9	HASTINGS, H	0	1	1	-	-	-	-	-	-	-	-
2	SESSIONS, Aaron	0	1	1	-	-	-	-	-	-	-	-
Totals		34	44	78	0.0-0	3.0-4	0	0-0	1-70	3	0	0

#	Campbell County	Solo	Ast	Total	Sacks-Yds	TFL-Yds	FF	FR-Yds	Int-Yds	BrUp	Blks	QBH
35	TAYLOR, Zach	3	7	10	-	-	-	-	-	-	-	-
31	CLARK, Zach	2	6	8	-	-	-	-	-	-	-	-
22	HAMILTON, Isaac	3	3	6	1.0-5	1.0-5	-	-	-	-	-	-
14	HOLST, Dalton	3	3	6	-	-	-	-	1-11	-	-	-
2	PIKULA, Madden	2	4	6	-	-	-	-	-	-	-	-
81	BARBOUR, Lane	3	2	5	-	-	1	-	-	-	-	-
65	TUCKER, Lane	1	4	5	-	-	-	-	-	-	-	-
61	SETTELMAYER, J	1	4	5	-	-	-	-	-	-	-	-
29	ATEN, Roo	1	3	4	-	-	-	-	-	-	-	-
5	LONG, Parker	2	1	3	-	-	-	-	1-53	1	-	-
7	HLADKY, Drayson	2	0	2	-	-	-	-	-	-	-	-
4	ALLEN, Jaden	1	1	2	-	-	-	-	-	-	-	-
52	COLEMAN, Andrew	1	1	2	-	-	-	-	-	-	-	-
27	KOCH, Anthony	1	0	1	-	-	-	-	-	-	-	-
19	CLEMETSON, A	1	0	1	-	-	-	-	-	-	-	-
33	WANGLER, Drew	1	0	1	-	-	-	-	-	-	-	-
62	ALLEN, Gaven	0	1	1	-	-	-	-	-	-	-	-
Totals		28	40	68	1.0-5	1.0-5	1	0-0	2-64	1	0	0



**Participation Report (Final)**  
**The Automated ScoreBook**  
**Sheridan HS vs Campbell County (Nov 14, 2015 at Laramie, Wyo.)**

Sheridan HS: 1-LEGERSKI, D, 2-SESSIONS, Aaron, 3-BONNET, Ben, 5-CROW, Dontae, 9-HASTINGS, H, 10-BOEDECKER, Drew, 15-SESSIONS, Riley, 16-GODWIN, Blake, 22-CAMPBELL, Zach, 24-CUSTIS, Kyle, 25-COON, Evan, 28-AKSAMIT, Jacek, 35-KHAN, Saeed, 40-GALE, Zach, 51-BAKER, Blake, 59-MORRIS, Skylar, 60-JORGENSEN, C, 63-HALLAM, Jacob, 74-BARFOOT, T, 81-MICKELSON, B.

Campbell County: 2-PIKULA, Madden, 4-ALLEN, Jaden, 5-LONG, Parker, 7-HLADKY, Drayson, 10-YOUNG, Dalton, 14-HOLST, Dalton, 19-CLEMETSON, A, 22-HAMILTON, Isaac, 27-KOCH, Anthony, 28-BRADLEY, Kade, 29-ATEN, Roo, 31-CLARK, Zach, 33-WANGLER, Drew, 35-TAYLOR, Zach, 52-COLEMAN, Andrew, 61-SETTELMAYER, J, 62-ALLEN, Gaven, 65-TUCKER, Lane, 81-BARBOUR, Lane.

**Drive Chart (By Team) (Final)**  
**The Automated ScoreBook**  
**Sheridan HS vs Campbell County (Nov 14, 2015 at Laramie, Wyo.)**

Team	Qtr	Drive Started			Drive Ended			Consumed	
		Spot	Time	Obtained	Spot	Time	How lost	PI - Yds	TOP
SHS	1st	C49	12:00	Kickoff	C00	10:13	*TOUCHDOWN	5 - 49	1:47
SHS		C19	09:20	Punt	C00	07:54	*TOUCHDOWN	6 - 19	1:26
SHS		S22	05:46	Punt	C00	02:32	*TOUCHDOWN	9 - 78	3:14
SHS	2nd	S25	08:28	Kickoff	C00	08:11	*TOUCHDOWN	1 - 75	0:17
SHS		S26	06:46	Punt	C08	00:06	*FIELD GOAL	17 - 66	6:40
SHS	3rd	S25	08:05	Kickoff	C44	04:31	Interception	7 - 31	3:34
SHS		C00	03:31	Interception	C00	03:31	*TOUCHDOWN	0 - 0	0:00
SHS		S13	01:59	Kickoff	S11	11:52	Punt	3 - (2)	2:07
SHS	4th	S32	11:01	Kickoff	C17	08:03	Interception	6 - 51	2:58
SHS		S20	05:18	Kickoff	C26	02:03	Downs	8 - 54	3:15
SHS		S30	01:15	Downs	S28	00:00	End of half	2 - (2)	1:15

<b>Sheridan HS</b>	<b>1st Qtr</b>	<b>2nd Qtr</b>	<b>3rd Qtr</b>	<b>4th Qtr</b>	<b>1st Half</b>	<b>2nd Half</b>	<b>Total</b>
Time of possession	06:27	06:57	05:33	07:36	13:24	13:09	26:33
3rd down conversions	3-3	4-5	0-2	1-2	7-8	1-4	8-12
Average field position	C49	S25	S19	S27	S41	S24	S32
4th down conversions	0-0	0-0	0-0	0-1	0-0	0-1	0-1

Team	Qtr	Drive Started			Drive Ended			Consumed	
		Spot	Time	Obtained	Spot	Time	How lost	PI - Yds	TOP
CCHS	1st	C16	10:13	Kickoff	C22	09:20	Punt	3 - 6	0:53
CCHS		C20	07:54	Kickoff	C49	05:46	Punt	7 - 29	2:08
CCHS		C20	02:32	Kickoff	S00	08:28	*TOUCHDOWN	15 - 80	6:04
CCHS	2nd	C20	08:11	Kickoff	C45	06:46	Punt	6 - 25	1:25
CCHS		C20	00:06	Kickoff	C31	12:00	End of half	1 - 11	0:06
CCHS	3rd	C20	12:00	Kickoff	S00	08:05	*TOUCHDOWN	12 - 80	3:55
CCHS		C40	04:31	Interception	S35	03:31	Interception	4 - 25	1:00
CCHS		C35	03:31	Kickoff	S00	01:59	*TOUCHDOWN	6 - 65	1:32
CCHS	4th	C47	11:52	Punt	S00	11:01	*TOUCHDOWN	4 - 53	0:51
CCHS		S30	08:03	Interception	S15	05:18	*FIELD GOAL	7 - 15	2:45
CCHS		C26	02:03	Downs	S30	01:15	Downs	7 - 44	0:48

<b>Campbell County</b>	<b>1st Qtr</b>	<b>2nd Qtr</b>	<b>3rd Qtr</b>	<b>4th Qtr</b>	<b>1st Half</b>	<b>2nd Half</b>	<b>Total</b>
Time of possession	05:33	05:03	06:27	04:24	10:36	10:51	21:27
3rd down conversions	2-4	2-3	2-3	2-4	4-7	4-7	8-14
Average field position	C18	C20	C31	C47	C19	C39	C30
4th down conversions	0-0	0-0	0-0	0-1	0-0	0-1	0-1

**Drive Chart (By Quarter) (Final)**  
**The Automated ScoreBook**  
**Sheridan HS vs Campbell County (Nov 14, 2015 at Laramie, Wyo.)**

Team	Qtr	Drive Started			Drive Ended			Consumed	
		Spot	Time	Obtained	Spot	Time	How lost	Pl - Yds	TOP
SHS	1st	C49	12:00	Kickoff	C00	10:13	*TOUCHDOWN	5 - 49	1:47
CCHS		C16	10:13	Kickoff	C22	09:20	Punt	3 - 6	0:53
SHS		C19	09:20	Punt	C00	07:54	*TOUCHDOWN	6 - 19	1:26
CCHS		C20	07:54	Kickoff	C49	05:46	Punt	7 - 29	2:08
SHS		S22	05:46	Punt	C00	02:32	*TOUCHDOWN	9 - 78	3:14
CCHS	2nd	C20	02:32	Kickoff	S00	08:28	*TOUCHDOWN	15 - 80	6:04
SHS		S25	08:28	Kickoff	C00	08:11	*TOUCHDOWN	1 - 75	0:17
CCHS		C20	08:11	Kickoff	C45	06:46	Punt	6 - 25	1:25
SHS		S26	06:46	Punt	C08	00:06	*FIELD GOAL	17 - 66	6:40
CCHS		C20	00:06	Kickoff	C31	12:00	End of half	1 - 11	0:06
CCHS	3rd	C20	12:00	Kickoff	S00	08:05	*TOUCHDOWN	12 - 80	3:55
SHS		S25	08:05	Kickoff	C44	04:31	Interception	7 - 31	3:34
CCHS		C40	04:31	Interception	S35	03:31	Interception	4 - 25	1:00
SHS		C00	03:31	Interception	C00	03:31	*TOUCHDOWN	0 - 0	0:00
CCHS		C35	03:31	Kickoff	S00	01:59	*TOUCHDOWN	6 - 65	1:32
SHS	4th	S13	01:59	Kickoff	S11	11:52	Punt	3 - (2)	2:07
CCHS		C47	11:52	Punt	S00	11:01	*TOUCHDOWN	4 - 53	0:51
SHS		S32	11:01	Kickoff	C17	08:03	Interception	6 - 51	2:58
CCHS		S30	08:03	Interception	S15	05:18	*FIELD GOAL	7 - 15	2:45
SHS		S20	05:18	Kickoff	C26	02:03	Downs	8 - 54	3:15
CCHS		C26	02:03	Downs	S30	01:15	Downs	7 - 44	0:48
SHS		S30	01:15	Downs	S28	00:00	End of half	2 - (2)	1:15

# Play-by-Play Summary (1st quarter)

## Sheridan HS vs Campbell County (Nov 14, 2015 at Laramie, Wyo.)

1-10	SHS 40	CCHS ball on CCHS40. WANGLER, Drew kickoff 55 yards to the SHS5, CROW, Dontae return 46 yards to the CCHS49 (WANGLER, Drew).	
1-10	Cchs 49	GODWIN, Blake pass complete to CROW, Dontae for 9 yards to the CCHS40 (HLADKY, Drayson).	R1
2-1	Cchs 40	SESSIONS, Riley rush for 4 yards to the CCHS36, 1ST DOWN SHS (HAMILTON, Isaac).	P2
1-10	Cchs 36	GODWIN, Blake pass complete to CROW, Dontae for 11 yards to the CCHS25, 1ST DOWN SHS (HLADKY, Drayson).	
1-10	Cchs 25	GODWIN, Blake pass incomplete to CROW, Dontae.	
2-10	Cchs 25	GODWIN, Blake pass complete to COON, Evan for 25 yards to the CCHS0, 1ST DOWN SHS, TOUCHDOWN, clock 10:13.	P3
1-G	Cchs 02	CROW, Dontae kick attempt good.	

### Sheridan HS 7, Campbell County 0

*5 plays, 49 yards, 1:47*

CROW, Dontae kickoff 55 yards to the CCHS5, PIKULA, Madden return 11 yards to the CCHS16 (KHAN, Saeed).

#### CAMPBELL COUNTY drive start at 10:13.

1-10	Cchs 16	ATEN, Roo rush for 6 yards to the CCHS22 (LEGERSKI, D).	
2-4	Cchs 22	HOLST, Dalton pass incomplete to HLADKY, Drayson (CROW, Dontae).	
3-4	Cchs 22	HOLST, Dalton pass incomplete to LONG, Parker.	
4-4	Cchs 22	ALLEN, Jaden punt 38 yards to the SHS40, CROW, Dontae return 41 yards to the CCHS19 (ALLEN, Jaden;CLARK, Zach).	

*3 plays, 6 yards, 0:53*

#### SHERIDAN HS drive start at 09:20.

1-10	Cchs 19	GODWIN, Blake pass complete to SESSIONS, Riley for 6 yards to the CCHS13 (PIKULA, Madden;HAMILTON, Isaac).	
2-4	Cchs 13	GODWIN, Blake pass incomplete to CROW, Dontae.	
3-4	Cchs 13	GODWIN, Blake pass complete to COON, Evan for 5 yards to the CCHS8, 1ST DOWN SHS (LONG, Parker).	P4
1-G	Cchs 08	GODWIN, Blake pass incomplete to COON, Evan.	
2-G	Cchs 08	GODWIN, Blake pass incomplete to CAMPBELL, Zach.	
3-G	Cchs 08	Timeout Sheridan HS, clock 08:00.	
3-G	Cchs 08	GODWIN, Blake pass complete to CROW, Dontae for 8 yards to the CCHS0, TOUCHDOWN, clock 07:54.	
1-G	Cchs 02	CROW, Dontae kick attempt good.	

### Sheridan HS 14, Campbell County 0

*6 plays, 19 yards, 1:26*

CROW, Dontae kickoff 60 yards to the CCHS0, touchback.

#### CAMPBELL COUNTY drive start at 07:54.

1-10	Cchs 20	HOLST, Dalton pass complete to BARBOUR, Lane for 7 yards to the CCHS27 (SESSIONS, Riley;BONNET, Ben).	
2-3	Cchs 27	ATEN, Roo rush for 12 yards to the CCHS39, 1ST DOWN CCHS (HASTINGS, H;SESSIONS, Riley).	R1
1-10	Cchs 39	ATEN, Roo rush for 7 yards to the CCHS46 (LEGERSKI, D).	
2-3	Cchs 46	HOLST, Dalton pass complete to BARBOUR, Lane for 3 yards to the CCHS49, 1ST DOWN CCHS (LEGERSKI, D;MORRIS, Skylar).	P2
1-10	Cchs 49	HOLST, Dalton rush for 5 yards to the SHS46 (CAMPBELL, Zach).	
2-5	SHS 46	PENALTY CCHS false start 5 yards to the CCHS49.	
2-10	Cchs 49	HOLST, Dalton pass incomplete to BARBOUR, Lane (CAMPBELL, Zach).	
3-10	Cchs 49	HOLST, Dalton pass incomplete to ATEN, Roo.	
4-10	Cchs 49	ALLEN, Jaden punt 29 yards to the SHS22, fair catch by CROW, Dontae.	

*7 plays, 29 yards, 2:08*

#### SHERIDAN HS drive start at 05:46.

1-10	SHS 22	COON, Evan rush for 12 yards to the SHS34, 1ST DOWN SHS (PIKULA, Madden;SETTELMAYER, J).	R5
1-10	SHS 34	GODWIN, Blake pass incomplete to MICKELSON, B.	
2-10	SHS 34	GODWIN, Blake pass complete to CROW, Dontae for 21 yards to the CCHS45, fumble forced by BARBOUR, Lane, fumble by CROW, Dontae recovered by SHS BAKER, Blake at CCHS45, 1ST DOWN SHS.	P6
1-10	Cchs 45	GODWIN, Blake pass complete to SESSIONS, Riley for 9 yards to the CCHS36 (PIKULA, Madden;ATEN, Roo).	
2-1	Cchs 36	GODWIN, Blake pass incomplete to SESSIONS, Riley.	
3-1	Cchs 36	GODWIN, Blake pass complete to CROW, Dontae for 17 yards to the CCHS19, 1ST DOWN SHS (BARBOUR, Lane).	P7
1-10	Cchs 19	COON, Evan rush for 14 yards to the CCHS5, 1ST DOWN SHS (ALLEN, Jaden).	R8
1-G	Cchs 05	COON, Evan rush for 2 yards to the CCHS3 (CLARK, Zach;TUCKER, Lane).	
2-G	Cchs 03	COON, Evan rush for 3 yards to the CCHS0, TOUCHDOWN, clock 02:32.	
1-G	Cchs 02	CROW, Dontae kick attempt good.	

### Sheridan HS 21, Campbell County 0

*9 plays, 78 yards, 3:14*

CROW, Dontae kickoff 60 yards to the CCHS0, touchback.

#### CAMPBELL COUNTY drive start at 02:32.

# **Play-by-Play Summary (1st quarter)** **Sheridan HS vs Campbell County (Nov 14, 2015 at Laramie, Wyo.)**

1-10 Cchs 20 TAYLOR, Zach rush for no gain to the CCHS20 (SESSIONS, Riley).  
2-10 Cchs 20 HOLST, Dalton pass incomplete to BRADLEY, Kade.  
3-10 Cchs 20 HOLST, Dalton pass complete to BARBOUR, Lane for 24 yards to the CCHS44, 1ST DOWN CCHS P3  
(SSESSIONS, Riley).  
1-10 Cchs 44 HOLST, Dalton rush for 7 yards to the SHS49 (SESSIONS, Riley;CUSTIS, Kyle).  
2-3 SHS 49 ATEN, Roo rush for 1 yard to the SHS48 (GALE, Zach).  
3-2 SHS 48 Timeout Campbell County, clock 00:46.  
3-2 SHS 48 HOLST, Dalton pass complete to LONG, Parker for 3 yards to the SHS45, 1ST DOWN CCHS P4  
(GODWIN, Blake;SESSIONS, Riley).  
1-10 SHS 45 CLARK, Zach rush for 7 yards to the SHS38 (GALE, Zach;SESSIONS, Riley).

**END OF 1st QUARTER: Sheridan HS 21, Campbell County 0**

Quarter Summary	Score	Time Poss	1st Downs				Conversions		Rushing	Passing	Penalties
			R	P	X	T	3rd	4th			
Sheridan HS	21	06:27	3	5	0	8	3-3	0-0	5-35	9-15-0-111	0-0
Campbell County	0	05:33	1	3	0	4	0-2	0-0	8-45	4-9-0-37	1-5

# Quickie Statistics (1st quarter)

## Sheridan HS vs Campbell County (Nov 14, 2015 at Laramie, Wyo.)

	SHS	CCHS
Score	21	0
<b>FIRST DOWNS</b>	8	4
<b>RUSHES-YARDS (NET)</b>	5-35	8-45
<b>PASSING YDS (NET)</b>	111	37
Passes Att-Comp-Int	15-9-0	9-4-0
<b>TOTAL OFFENSE PLAYS-YARDS</b>	20-146	17-82
Fumble Returns-Yards	0-0	0-0
Punt Returns-Yards	1-41	0-0
Kickoff Returns-Yards	1-46	1-11
Interception Returns-Yards	0-0	0-0
Punts (Number-Avg)	0-0.0	2-33.5
Fumbles-Lost	1-0	0-0
Penalties-Yards	0-0	1-5
Possession Time	06:27	05:33
Third-Down Conversions	3 of 3	2 of 4
Fourth-Down Conversions	0 of 0	0 of 0

### Sheridan HS

<b>Rushing</b>	No.	Gain	Loss	Net	TD	Lg	Avg
COON, Evan	4	31	0	31	1	14	7.8
SESSIONS, Riley	1	4	0	4	0	4	4.0

<b>Passing</b>	C-A-I	Yds	TD	Long	Sack
GODWIN, Blake	9-15-0	111	2	25	0

<b>Receiving</b>	No.	Yards	TD	Long
CROW, Dontae	5	66	1	21
COON, Evan	2	30	1	25
SESSIONS, Riley	2	15	0	9

<b>Punting</b>	No.	Yds	Avg	Long	In20	TB
----------------	-----	-----	-----	------	------	----

<b>Punt Returns</b>	No.	Yards	TD	Long
CROW, Dontae	1	41	0	41

<b>Kick Returns</b>	No.	Yards	TD	Long
CROW, Dontae	1	46	0	46

<b>Tackles</b>	UA-A	Total	Sacks	TFL
SESSIONS, Riley	2-5	7	0.0	0.0
LEGERSKI, D	2-1	3	0.0	0.0
GALE, Zach	1-1	2	0.0	0.0
CAMPBELL, Zach	1-0	1	0.0	0.0

### Campbell County

<b>Rushing</b>	No.	Gain	Loss	Net	TD	Lg	Avg
ATEN, Roo	4	26	0	26	0	12	6.5
HOLST, Dalton	2	12	0	12	0	7	6.0
CLARK, Zach	1	7	0	7	0	7	7.0
TAYLOR, Zach	1	0	0	0	0	0	0.0

<b>Passing</b>	C-A-I	Yds	TD	Long	Sack
HOLST, Dalton	4-9-0	37	0	24	0

<b>Receiving</b>	No.	Yards	TD	Long
BARBOUR, Lane	3	34	0	24
LONG, Parker	1	3	0	3

<b>Punting</b>	No.	Yds	Avg	Long	In20	TB
ALLEN, Jaden	2	67	33.5	38	0	0

<b>Punt Returns</b>	No.	Yards	TD	Long
---------------------	-----	-------	----	------

<b>Kick Returns</b>	No.	Yards	TD	Long
PIKULA, Madden	1	11	0	11

<b>Tackles</b>	UA-A	Total	Sacks	TFL
PIKULA, Madden	0-3	3	0.0	0.0
HLADKY, Drayson	2-0	2	0.0	0.0
BARBOUR, Lane	2-0	2	0.0	0.0
HAMILTON, Isaac	1-1	2	0.0	0.0

<b>Qtr</b>	<b>Time</b>	<b>Scoring Play</b>	<b>V-H</b>
1st	10:13	SHS - COON, Evan 25 yd pass from GODWIN, Blake (CROW, Dontae kick), 5-49 1:47	7 - 0
	07:54	SHS - CROW, Dontae 8 yd pass from GODWIN, Blake (CROW, Dontae kick), 6-19 1:26	14 - 0
	02:32	SHS - COON, Evan 3 yd run (CROW, Dontae kick), 9-78 3:14	21 - 0

## Play-by-Play Summary (2nd quarter)

### Sheridan HS vs Campbell County (Nov 14, 2015 at Laramie, Wyo.)

2-3	SHS 38	Start of 2nd quarter, clock 12:00.	
2-3	SHS 38	HOLST, Dalton rush for 6 yards to the SHS32, 1ST DOWN CCHS (HALLAM, Jacob;SESSIONS, Riley).	R5
1-10	SHS 32	HOLST, Dalton pass complete to HLADKY, Drayson for 4 yards to the SHS28, out-of-bounds (COON, Evan), PENALTY CCHS holding 4 yards to the SHS36, NO PLAY.	
1-14	SHS 36	PENALTY CCHS false start 5 yards to the SHS41.	
1-19	SHS 41	HOLST, Dalton pass complete to BARBOUR, Lane for 7 yards to the SHS34 (CROW, Dontae).	
2-12	SHS 34	HOLST, Dalton pass complete to PIKULA, Madden for 8 yards to the SHS26 (CROW, Dontae).	
3-4	SHS 26	PENALTY SHS encroachment 5 yards to the SHS21, 1ST DOWN CCHS.	X6
1-10	SHS 21	ATEN, Roo rush for 7 yards to the SHS14 (SESSIONS, Riley;CAMPBELL, Zach).	
2-3	SHS 14	ATEN, Roo rush for 2 yards to the SHS12 (LEGERSKI, D;COON, Evan).	
3-1	SHS 12	PENALTY SHS encroachment 6 yards to the SHS6, 1ST DOWN CCHS.	X7
1-G	SHS 06	TAYLOR, Zach rush for 3 yards to the SHS3 (BAKER, Blake;LEGERSKI, D).	
2-G	SHS 03	ATEN, Roo rush for 2 yards to the SHS1 (SESSIONS, Riley;GODWIN, Blake).	
3-G	SHS 01	TAYLOR, Zach rush for 1 yard to the SHS0, TOUCHDOWN, clock 08:28.	
1-G	SHS 02	WANGLER, Drew kick attempt good.	

#### Sheridan HS 21, Campbell County 7

*15 plays, 80 yards, 6:04*

WANGLER, Drew kickoff 53 yards to the SHS7, CROW, Dontae return 18 yards to the SHS25 (KOCH, Anthony).

#### SHERIDAN HS drive start at 08:28.

1-10	SHS 25	GODWIN, Blake pass complete to CROW, Dontae for 75 yards to the CCHS0, 1ST DOWN SHS, TOUCHDOWN, clock 08:11.	P9
1-G	Cchs 02	CROW, Dontae kick attempt good.	

#### Sheridan HS 28, Campbell County 7

*1 play, 75 yards, 0:17*

CROW, Dontae kickoff 60 yards to the CCHS0, touchback.

#### CAMPBELL COUNTY drive start at 08:11.

1-10	Cchs 20	ATEN, Roo rush for 4 yards to the CCHS24 (MORRIS, Skylar).	
2-6	Cchs 24	ATEN, Roo rush for 5 yards to the CCHS29 (BARFOOT, T).	
3-1	Cchs 29	ATEN, Roo rush for 16 yards to the CCHS45, 1ST DOWN CCHS (AKSAMIT, Jacek).	R8
1-10	Cchs 45	HOLST, Dalton pass incomplete to BRADLEY, Kade.	
2-10	Cchs 45	HOLST, Dalton pass incomplete to HLADKY, Drayson.	
3-10	Cchs 45	HOLST, Dalton pass incomplete to HLADKY, Drayson.	
4-10	Cchs 45	ALLEN, Jaden punt 37 yards to the SHS18, CROW, Dontae return 8 yards to the SHS26 (CLEMETSON, A).	

*6 plays, 25 yards, 1:25*

#### SHERIDAN HS drive start at 06:46.

1-10	SHS 26	GODWIN, Blake pass complete to COON, Evan for 2 yards to the SHS28 (CLARK, Zach;TAYLOR, Zach).	
2-8	SHS 28	GODWIN, Blake pass complete to SESSIONS, Riley for 7 yards to the SHS35 (HAMILTON, Isaac;TAYLOR, Zach).	
3-1	SHS 35	COON, Evan rush for 4 yards to the SHS39, 1ST DOWN SHS (TAYLOR, Zach;CLARK, Zach).	R10
1-10	SHS 39	GODWIN, Blake pass complete to CROW, Dontae for 11 yards to the 50 yardline, 1ST DOWN SHS (PIKULA, Madden).	P11
1-10	SHS 50	COON, Evan rush for 5 yards to the CCHS45 (CLARK, Zach;TUCKER, Lane).	
2-5	Cchs 45	COON, Evan rush for 2 yards to the CCHS43 (COLEMAN, Andrew).	
3-3	Cchs 43	COON, Evan rush for 4 yards to the CCHS39, 1ST DOWN SHS (BARBOUR, Lane;ATEN, Roo).	R12
1-10	Cchs 39	COON, Evan rush for 5 yards to the CCHS34 (TUCKER, Lane).	
2-5	Cchs 34	COON, Evan rush for 2 yards to the CCHS32 (SETTELMEYER, J).	
3-3	Cchs 32	COON, Evan rush for 6 yards to the CCHS26, 1ST DOWN SHS (HOLST, Dalton;CLARK, Zach).	R13
1-10	Cchs 26	GODWIN, Blake pass incomplete to SESSIONS, Riley (LONG, Parker).	
2-10	Cchs 26	BOEDECKER, Drew rush for 9 yards to the CCHS17 (SETTELMEYER, J;HOLST, Dalton).	
3-1	Cchs 17	COON, Evan rush for 1 yard to the CCHS16, 1ST DOWN SHS (ATEN, Roo;TAYLOR, Zach).	R14
1-10	Cchs 16	GODWIN, Blake pass complete to SESSIONS, Riley for 8 yards to the CCHS8 (BARBOUR, Lane).	
2-2	Cchs 08	Timeout Sheridan HS, clock 00:16.	
2-2	Cchs 08	GODWIN, Blake pass incomplete to CROW, Dontae.	
3-2	Cchs 08	GODWIN, Blake pass incomplete to SESSIONS, Riley.	
4-2	Cchs 08	CROW, Dontae field goal attempt from 25 GOOD, clock 00:06.	

#### Sheridan HS 31, Campbell County 7

*17 plays, 66 yards, 6:40*

CROW, Dontae kickoff 60 yards to the CCHS0, touchback.

#### CAMPBELL COUNTY drive start at 00:06.

1-10	Cchs 20	HOLST, Dalton pass complete to ATEN, Roo for 11 yards to the CCHS31, 1ST DOWN CCHS (COON, Evan).	
		End of half, clock 00:00.	

*1 play, 11 yards, 0:06*

#### END OF 2nd QUARTER: Sheridan HS 31, Campbell County 7

# **Play-by-Play Summary (2nd quarter)** **Sheridan HS vs Campbell County (Nov 14, 2015 at Laramie, Wyo.)**

Quarter Summary	Score	Time Poss	1st Downs				Conversions		Rushing	Passing	Penalties
			R	P	X	T	3rd	4th			
Sheridan HS	10	06:57	4	2	0	6	4-5	0-0	9-38	5-8-0-103	2-11
Campbell County	7	05:03	2	1	2	5	2-3	0-0	9-46	3-6-0-26	2-9



# Quickie Statistics (Halftime)

## Sheridan HS vs Campbell County (Nov 14, 2015 at Laramie, Wyo.)

	SHS	CCHS
Score	31	7
<b>FIRST DOWNS</b>	14	9
<b>RUSHES-YARDS (NET)</b>	14-73	17-91
<b>PASSING YDS (NET)</b>	214	63
Passes Att-Comp-Int	23-14-0	15-7-0
<b>TOTAL OFFENSE PLAYS-YARDS</b>	37-287	32-154
Fumble Returns-Yards	0-0	0-0
Punt Returns-Yards	2-49	0-0
Kickoff Returns-Yards	2-64	1-11
Interception Returns-Yards	0-0	0-0
Punts (Number-Avg)	0-0.0	3-34.7
Fumbles-Lost	1-0	0-0
Penalties-Yards	2-11	3-14
Possession Time	13:24	10:36
Third-Down Conversions	7 of 8	4 of 7
Fourth-Down Conversions	0 of 0	0 of 0

### Sheridan HS

<b>Rushing</b>	No.	Gain	Loss	Net	TD	Lg	Avg
COON, Evan	12	60	0	60	1	14	5.0
BOEDECKER, Drew	1	9	0	9	0	9	9.0
SESSIONS, Riley	1	4	0	4	0	4	4.0

<b>Passing</b>	C-A-I	Yds	TD	Long	Sack
GODWIN, Blake	14-23-0	214	3	75	0

<b>Receiving</b>	No.	Yards	TD	Long
CROW, Dontae	7	152	2	75
SESSIONS, Riley	4	30	0	9
COON, Evan	3	32	1	25

<b>Punting</b>	No.	Yds	Avg	Long	In20	TB
----------------	-----	-----	-----	------	------	----

<b>Punt Returns</b>	No.	Yards	TD	Long
CROW, Dontae	2	49	0	41

<b>Kick Returns</b>	No.	Yards	TD	Long
CROW, Dontae	2	64	0	46

<b>Tackles</b>	UA-A	Total	Sacks	TFL
SESSIONS, Riley	2-8	10	0.0	0.0
LEGERSKI, D	2-3	5	0.0	0.0
CROW, Dontae	2-0	2	0.0	0.0
COON, Evan	1-1	2	0.0	0.0

### Campbell County

<b>Rushing</b>	No.	Gain	Loss	Net	TD	Lg	Avg
ATEN, Roo	10	62	0	62	0	16	6.2
HOLST, Dalton	3	18	0	18	0	7	6.0
CLARK, Zach	1	7	0	7	0	7	7.0
TAYLOR, Zach	3	4	0	4	1	3	1.3

<b>Passing</b>	C-A-I	Yds	TD	Long	Sack
HOLST, Dalton	7-15-0	63	0	24	0

<b>Receiving</b>	No.	Yards	TD	Long
BARBOUR, Lane	4	41	0	24
ATEN, Roo	1	11	0	11
PIKULA, Madden	1	8	0	8
LONG, Parker	1	3	0	3

<b>Punting</b>	No.	Yds	Avg	Long	In20	TB
ALLEN, Jaden	3	104	34.7	38	0	0

<b>Punt Returns</b>	No.	Yards	TD	Long
---------------------	-----	-------	----	------

<b>Kick Returns</b>	No.	Yards	TD	Long
PIKULA, Madden	1	11	0	11

<b>Tackles</b>	UA-A	Total	Sacks	TFL
CLARK, Zach	0-6	6	0.0	0.0
BARBOUR, Lane	3-1	4	0.0	0.0
PIKULA, Madden	1-3	4	0.0	0.0
TAYLOR, Zach	0-4	4	0.0	0.0

<b>Qtr</b>	<b>Time</b>	<b>Scoring Play</b>	<b>V-H</b>
1st	10:13	SHS - COON, Evan 25 yd pass from GODWIN, Blake (CROW, Dontae kick), 5-49 1:47	7 - 0
	07:54	SHS - CROW, Dontae 8 yd pass from GODWIN, Blake (CROW, Dontae kick), 6-19 1:26	14 - 0
	02:32	SHS - COON, Evan 3 yd run (CROW, Dontae kick), 9-78 3:14	21 - 0
2nd	08:28	CCHS - TAYLOR, Zach 1 yd run (WANGLER, Drew kick), 15-80 6:04	21 - 7
	08:11	SHS - CROW, Dontae 75 yd pass from GODWIN, Blake (CROW, Dontae kick), 1-75 0:17	28 - 7
	00:06	SHS - CROW, Dontae 25 yd field goal, 17-66 6:40	31 - 7

# Play-by-Play Summary (3rd quarter)

## Sheridan HS vs Campbell County (Nov 14, 2015 at Laramie, Wyo.)

Start of 3rd quarter, clock 12:00, SHS ball on SHS40.  
CROW, Dontae kickoff 60 yards to the CCHS0, touchback.

### CAMPBELL COUNTY drive start at 12:00.

1-10	Cchs 20	HOLST, Dalton pass complete to PIKULA, Madden for 5 yards to the CCHS25 (CROW, Dontae;SESSIONS, Riley).	
2-5	Cchs 25	ATEN, Roo rush for 6 yards to the CCHS31, 1ST DOWN CCHS (LEGERSKI, D;MORRIS, Skylar).	R10
1-10	Cchs 31	HOLST, Dalton pass complete to BARBOUR, Lane for 13 yards to the CCHS44, 1ST DOWN CCHS (SESSIONS, Riley).	P11
1-10	Cchs 44	HOLST, Dalton pass complete to BARBOUR, Lane for 5 yards to the CCHS49 (CUSTIS, Kyle).	
2-5	Cchs 49	ATEN, Roo rush for 2 yards to the SHS49 (BAKER, Blake;GALE, Zach).	
3-3	SHS 49	HOLST, Dalton pass incomplete to HLADKY, Drayson (LEGERSKI, D).	
4-3	SHS 49	HOLST, Dalton pass complete to PIKULA, Madden for 7 yards to the SHS42 (CROW, Dontae), PENALTY SHS pass interference 15 yards to the SHS34, 1ST DOWN CCHS, NO PLAY.	X12
1-10	SHS 34	ATEN, Roo rush for 5 yards to the SHS29 (SESSIONS, Riley).	
2-5	SHS 29	HOLST, Dalton pass complete to BARBOUR, Lane for 3 yards to the SHS26 (CAMPBELL, Zach).	
3-2	SHS 26	TAYLOR, Zach rush for 13 yards to the SHS13, 1ST DOWN CCHS (SESSIONS, Riley).	R13
1-10	SHS 13	ATEN, Roo rush for 1 yard to the SHS12 (HALLAM, Jacob).	
2-9	SHS 12	HOLST, Dalton pass complete to ATEN, Roo for 4 yards to the SHS8 (SESSIONS, Riley).	
3-5	SHS 08	HOLST, Dalton pass complete to BARBOUR, Lane for 8 yards to the SHS0, 1ST DOWN CCHS, TOUCHDOWN, clock 08:05.	P14
1-G	SHS 02	WANGLER, Drew kick attempt good.	

### Sheridan HS 31, Campbell County 14

*12 plays, 80 yards, 3:55*

YOUNG, Dalton kickoff 35 yards to the SHS25, downed.

### SHERIDAN HS drive start at 08:05.

1-10	SHS 25	CAMPBELL, Zach rush for 1 yard to the SHS26 (LONG, Parker;SETTELMAYER, J).	
2-9	SHS 26	PENALTY CCHS encroachment 5 yards to the SHS31.	
2-4	SHS 31	GODWIN, Blake pass complete to SESSIONS, Riley for 12 yards to the SHS43, 1ST DOWN SHS (ATEN, Roo).	P15
1-10	SHS 43	COON, Evan rush for 2 yards to the SHS45 (ALLEN, Gaven;TAYLOR, Zach).	
2-8	SHS 45	GODWIN, Blake pass complete to MICKELSON, B for 11 yards to the CCHS44, 1ST DOWN SHS (TAYLOR, Zach;BARBOUR, Lane).	P16
1-10	Cchs 44	COON, Evan rush for no gain to the CCHS44 (COLEMAN, Andrew;TAYLOR, Zach).	
2-10	Cchs 44	GODWIN, Blake pass incomplete to SESSIONS, Riley.	
3-10	Cchs 44	GODWIN, Blake pass intercepted by HOLST, Dalton at the CCHS29, HOLST, Dalton return 11 yards to the CCHS40 (COON, Evan).	

*7 plays, 31 yards, 3:34*

### CAMPBELL COUNTY drive start at 04:31.

1-10	Cchs 40	TAYLOR, Zach rush for 13 yards to the SHS47, 1ST DOWN CCHS (GODWIN, Blake).	R15
1-10	SHS 47	ATEN, Roo rush for 7 yards to the SHS40 (GODWIN, Blake;MORRIS, Skylar).	
2-3	SHS 40	TAYLOR, Zach rush for 5 yards to the SHS35, 1ST DOWN CCHS (MORRIS, Skylar).	R16
1-10	SHS 35	HOLST, Dalton pass intercepted by CAMPBELL, Zach at the SHS30, CAMPBELL, Zach return 70 yards to the CCHS0, TOUCHDOWN, clock 03:31.	

*4 plays, 25 yards, 1:00*

1-G Cchs 02 CROW, Dontae kick attempt good.

### Sheridan HS 38, Campbell County 14

CROW, Dontae kickoff 58 yards to the CCHS2, PIKULA, Madden return 33 yards to the CCHS35 (SESSIONS, Aaron;BONNET, Ben).

### CAMPBELL COUNTY drive start at 03:31.

1-10	Cchs 35	ATEN, Roo rush for 1 yard to the CCHS36 (JORGENSEN, C;HALLAM, Jacob).	
2-9	Cchs 36	HOLST, Dalton pass complete to BRADLEY, Kade for 14 yards to the 50 yardline, 1ST DOWN CCHS (BONNET, Ben).	P17
1-10	Cchs 50	HOLST, Dalton pass complete to CLEMETSON, A for loss of 1 yard to the CCHS49 (CAMPBELL, Zach).	
2-11	Cchs 49	HOLST, Dalton pass complete to CLEMETSON, A for 12 yards to the SHS39, 1ST DOWN CCHS.	P18
1-10	SHS 39	HOLST, Dalton pass complete to PIKULA, Madden for 34 yards to the SHS5, 1ST DOWN CCHS (CUSTIS, Kyle).	P19
1-G	SHS 05	ATEN, Roo rush for 5 yards to the SHS0, TOUCHDOWN, clock 01:59.	
1-G	SHS 02	WANGLER, Drew kick attempt good.	

### Sheridan HS 38, Campbell County 21

*6 plays, 65 yards, 1:32*

YOUNG, Dalton kickoff 39 yards to the SHS21, SESSIONS, Aaron return 13 yards to the SHS34 (TAYLOR, Zach), PENALTY SHS illegal block 21 yards to the SHS13, 1st and 10, SHS ball on SHS13.

### SHERIDAN HS drive start at 01:59.

1-10	SHS 13	COON, Evan rush for 2 yards to the SHS15 (TAYLOR, Zach).	
2-8	SHS 15	GODWIN, Blake sacked for loss of 5 yards to the SHS10 (HAMILTON, Isaac).	
3-13	SHS 10	GODWIN, Blake pass complete to COON, Evan for 1 yard to the SHS11 (CLARK, Zach).	

### END OF 3rd QUARTER: Sheridan HS 38, Campbell County 21

# **Play-by-Play Summary (3rd quarter)** **Sheridan HS vs Campbell County (Nov 14, 2015 at Laramie, Wyo.)**

Quarter Summary	Score	Time Poss	1st Downs				Conversions		Rushing	Passing	Penalties
			R	P	X	T	3rd	4th			
Sheridan HS	7	05:33	0	2	0	2	0-1	0-0	5-0	3-5-1-24	2-36
Campbell County	14	06:27	4	5	1	10	2-3	0-0	10-58	10-12-1-97	1-5

# Quickie Statistics (3rd quarter)

## Sheridan HS vs Campbell County (Nov 14, 2015 at Laramie, Wyo.)

	SHS	CCHS
Score	38	21
<b>FIRST DOWNS</b>	16	19
<b>RUSHES-YARDS (NET)</b>	19-73	27-149
<b>PASSING YDS (NET)</b>	238	160
Passes Att-Comp-Int	28-17-1	27-17-1
<b>TOTAL OFFENSE PLAYS-YARDS</b>	47-311	54-309
Fumble Returns-Yards	0-0	0-0
Punt Returns-Yards	2-49	0-0
Kickoff Returns-Yards	3-77	2-44
Interception Returns-Yards	1-70	1-11
Punts (Number-Avg)	0-0.0	3-34.7
Fumbles-Lost	1-0	0-0
Penalties-Yards	4-47	4-19
Possession Time	18:57	17:03
Third-Down Conversions	7 of 10	6 of 10
Fourth-Down Conversions	0 of 0	0 of 0

### Sheridan HS

<b>Rushing</b>	No.	Gain	Loss	Net	TD	Lg	Avg
COON, Evan	15	64	0	64	1	14	4.3
BOEDECKER, Drew	1	9	0	9	0	9	9.0
SESSIONS, Riley	1	4	0	4	0	4	4.0
CAMPBELL, Zach	1	1	0	1	0	1	1.0

<b>Passing</b>	C-A-I	Yds	TD	Long	Sack
GODWIN, Blake	17-28-1	238	3	75	1

<b>Receiving</b>	No.	Yards	TD	Long
CROW, Dontae	7	152	2	75
SESSIONS, Riley	5	42	0	12
COON, Evan	4	33	1	25
MICKELSON, B	1	11	0	11

<b>Punting</b>	No.	Yds	Avg	Long	In20	TB
----------------	-----	-----	-----	------	------	----

<b>Punt Returns</b>	No.	Yards	TD	Long
CROW, Dontae	2	49	0	41

<b>Kick Returns</b>	No.	Yards	TD	Long
CROW, Dontae	2	64	0	46
SESSIONS, Aaron	1	13	0	13

<b>Tackles</b>	UA-A	Total	Sacks	TFL
SESSIONS, Riley	6-9	15	0.0	0.0
LEGERSKI, D	2-4	6	0.0	0.0
MORRIS, Skylar	2-3	5	0.0	0.0
CAMPBELL, Zach	3-1	4	0.0	1.0

### Campbell County

<b>Rushing</b>	No.	Gain	Loss	Net	TD	Lg	Avg
ATEN, Roo	17	89	0	89	1	16	5.2
TAYLOR, Zach	6	35	0	35	1	13	5.8
HOLST, Dalton	3	18	0	18	0	7	6.0
CLARK, Zach	1	7	0	7	0	7	7.0

<b>Passing</b>	C-A-I	Yds	TD	Long	Sack
HOLST, Dalton	17-27-1	160	1	34	0

<b>Receiving</b>	No.	Yards	TD	Long
BARBOUR, Lane	8	70	1	24
PIKULA, Madden	3	47	0	34
ATEN, Roo	2	15	0	11
CLEMETSON, A	2	11	0	12

<b>Punting</b>	No.	Yds	Avg	Long	In20	TB
ALLEN, Jaden	3	104	34.7	38	0	0

<b>Punt Returns</b>	No.	Yards	TD	Long
---------------------	-----	-------	----	------

<b>Kick Returns</b>	No.	Yards	TD	Long
PIKULA, Madden	2	44	0	33

<b>Tackles</b>	UA-A	Total	Sacks	TFL
TAYLOR, Zach	2-7	9	0.0	0.0
CLARK, Zach	1-6	7	0.0	0.0
BARBOUR, Lane	3-2	5	0.0	0.0
HAMILTON, Isaac	2-2	4	1.0	1.0

Qtr	Time	Scoring Play	V-H
1st	10:13	SHS - COON, Evan 25 yd pass from GODWIN, Blake (CROW, Dontae kick), 5-49 1:47	7 - 0
	07:54	SHS - CROW, Dontae 8 yd pass from GODWIN, Blake (CROW, Dontae kick), 6-19 1:26	14 - 0
	02:32	SHS - COON, Evan 3 yd run (CROW, Dontae kick), 9-78 3:14	21 - 0
2nd	08:28	CCHS - TAYLOR, Zach 1 yd run (WANGLER, Drew kick), 15-80 6:04	21 - 7
	08:11	SHS - CROW, Dontae 75 yd pass from GODWIN, Blake (CROW, Dontae kick), 1-75 0:17	28 - 7
	00:06	SHS - CROW, Dontae 25 yd field goal, 17-66 6:40	31 - 7
3rd	08:05	CCHS - BARBOUR, Lane 8 yd pass from HOLST, Dalton (WANGLER, Drew kick), 12-80 3:55	31 - 14
	03:31	SHS - CAMPBELL, Zach 70 yd interception return (CROW, Dontae kick)	38 - 14
	01:59	CCHS - ATEN, Roo 5 yd run (WANGLER, Drew kick), 6-65 1:32	38 - 21

# Play-by-Play Summary (4th quarter)

## Sheridan HS vs Campbell County (Nov 14, 2015 at Laramie, Wyo.)

4-12 SHS 11 Start of 4th quarter, clock 12:00.  
 4-12 SHS 11 CROW, Dontae punt 42 yards to the CCHS47, downed.  
*3 plays, minus 2 yards, 2:07*

### CAMPBELL COUNTY drive start at 11:52.

1-10 Cchs 47 HOLST, Dalton pass incomplete to BRADLEY, Kade.  
 2-10 Cchs 47 HOLST, Dalton rush for 19 yards to the SHS34 (SESSIONS, Riley;MORRIS, Skylar), PENALTY CCHS illegal block 1 yards to the CCHS46, NO PLAY.  
 2-11 Cchs 46 HOLST, Dalton pass incomplete to BRADLEY, Kade, PENALTY CCHS pass interference 15 yards to the CCHS31, NO PLAY.  
 2-26 Cchs 31 HOLST, Dalton pass complete to HLADKY, Drayson for 13 yards to the CCHS44 (CAMPBELL, Zach).  
 3-13 Cchs 44 HOLST, Dalton pass complete to HLADKY, Drayson for 23 yards to the SHS33, 1ST DOWN CCHS P20  
 (GODWIN, Blake).  
 1-10 SHS 33 HOLST, Dalton pass complete to PIKULA, Madden for 33 yards to the SHS0, 1ST DOWN CCHS, P21  
 TOUCHDOWN, clock 11:01.  
 1-G SHS 02 WANGLER, Drew kick attempt good.

### Sheridan HS 38, Campbell County 28

*4 plays, 53 yards, 0:51*

YOUNG, Dalton kickoff 28 yards to the SHS32, downed.

### SHERIDAN HS drive start at 11:01.

1-10 SHS 32 GODWIN, Blake pass complete to CROW, Dontae for 9 yards to the SHS41 (PIKULA, Madden;HOLST, Dalton).  
 2-1 SHS 41 GODWIN, Blake pass complete to SESSIONS, Riley for 31 yards to the CCHS28, 1ST DOWN SHS P17  
 (CLARK, Zach).  
 1-10 Cchs 28 SESSIONS, Riley rush for 3 yards to the CCHS25 (HAMILTON, Isaac).  
 2-7 Cchs 25 GODWIN, Blake pass complete to CROW, Dontae for 5 yards to the CCHS20.  
 3-2 Cchs 20 GODWIN, Blake rush for 3 yards to the CCHS17, 1ST DOWN SHS (TAYLOR, Zach). R18  
 1-10 Cchs 17 GODWIN, Blake pass intercepted by LONG, Parker at the CCHS17, LONG, Parker return 53 yards to the SHS30 (CAMPBELL, Zach;GODWIN, Blake).  
*6 plays, 51 yards, 2:58*

### CAMPBELL COUNTY drive start at 08:03.

1-10 SHS 30 HOLST, Dalton pass complete to BARBOUR, Lane for 6 yards to the SHS24 (CAMPBELL, Zach).  
 2-4 SHS 24 HOLST, Dalton pass incomplete to PIKULA, Madden.  
 3-4 SHS 24 HOLST, Dalton pass complete to BARBOUR, Lane for 11 yards to the SHS13, 1ST DOWN CCHS. P22  
 1-10 SHS 13 ATEN, Roo rush for 6 yards to the SHS7 (SESSIONS, Riley;COON, Evan).  
 2-4 SHS 07 PENALTY CCHS holding 13 yards to the SHS20.  
 2-17 SHS 20 Timeout Sheridan HS, clock 06:43.  
 2-17 SHS 20 HOLST, Dalton pass complete to BARBOUR, Lane for loss of 1 yard to the SHS21 (MORRIS, Skylar).  
 3-18 SHS 21 HOLST, Dalton rush for 6 yards to the SHS15 (SESSIONS, Riley;MORRIS, Skylar).  
 4-12 SHS 15 WANGLER, Drew field goal attempt from 32 GOOD, clock 05:18.

### Sheridan HS 38, Campbell County 31

*7 plays, 15 yards, 2:45*

WANGLER, Drew kickoff 60 yards to the SHS0, touchback.

### SHERIDAN HS drive start at 05:18.

1-10 SHS 20 GODWIN, Blake pass complete to SESSIONS, Riley for 9 yards to the SHS29 (HOLST, Dalton).  
 2-1 SHS 29 COON, Evan rush for 5 yards to the SHS34, 1ST DOWN SHS (LONG, Parker). R19  
 1-10 SHS 34 PENALTY SHS holding 11 yards to the SHS23.  
 1-21 SHS 23 GODWIN, Blake pass complete to CAMPBELL, Zach for 18 yards to the SHS41 (HOLST, Dalton).  
 2-3 SHS 41 SESSIONS, Riley rush for 24 yards to the CCHS35, 1ST DOWN SHS (HOLST, Dalton). R20  
 1-10 Cchs 35 COON, Evan rush for no gain to the CCHS35 (TUCKER, Lane;SETTELMAYER, J).  
 2-10 Cchs 35 Timeout Campbell County, clock 02:16.  
 2-10 Cchs 35 GODWIN, Blake pass incomplete to SESSIONS, Riley.  
 3-10 Cchs 35 GODWIN, Blake pass complete to CROW, Dontae for 9 yards to the CCHS26 (PIKULA, Madden).  
 4-1 Cchs 26 Timeout Campbell County, clock 02:06.  
 4-1 Cchs 26 SESSIONS, Riley rush for no gain to the CCHS26 (TUCKER, Lane;HAMILTON, Isaac).  
*8 plays, 54 yards, 3:15*

### CAMPBELL COUNTY drive start at 02:03.

1-10 Cchs 26 HOLST, Dalton pass incomplete to BARBOUR, Lane.  
 2-10 Cchs 26 HOLST, Dalton pass complete to HLADKY, Drayson for 16 yards to the CCHS42, 1ST DOWN CCHS P23  
 (COON, Evan).  
 1-10 Cchs 42 HOLST, Dalton rush for 20 yards to the SHS38, 1ST DOWN CCHS (COON, Evan). R24  
 1-10 SHS 38 HOLST, Dalton pass complete to BARBOUR, Lane for 4 yards to the SHS34, out-of-bounds (CAMPBELL, Zach).  
 2-6 SHS 34 HOLST, Dalton pass complete to ATEN, Roo for 5 yards to the SHS29 (SESSIONS, Riley).  
 3-1 SHS 29 HOLST, Dalton rush for loss of 2 yards to the SHS31 (JORGENSEN, C;HALLAM, Jacob).  
 4-3 SHS 31 Timeout Campbell County, clock 01:17.  
 4-3 SHS 31 PIKULA, Madden rush for 1 yard to the SHS30 (SESSIONS, Riley;COON, Evan).  
*7 plays, 44 yards, 0:48*

**Play-by-Play Summary (4th quarter)**  
**Sheridan HS vs Campbell County (Nov 14, 2015 at Laramie, Wyo.)**

**SHERIDAN HS drive start at 01:15.**

1-10 SHS 30 TEAM rush for loss of 1 yard to the SHS29.  
 2-11 SHS 29 TEAM rush for loss of 1 yard to the SHS28.  
 End of game, clock 00:00.

*2 plays, minus 2 yards, 1:15*

**FINAL SCORE: Sheridan HS 38, Campbell County 31**

Quarter Summary	Score	Time Poss	1st Downs				Conversions		Rushing	Passing	Penalties
			R	P	X	T	3rd	4th			
Sheridan HS	0	07:36	3	1	0	4	1-2	0-1	8-33	6-8-1-81	1-11
Campbell County	10	04:24	1	4	0	5	2-4	0-1	5-31	9-12-0-110	3-29

# Quickie Statistics (4th quarter)

## Sheridan HS vs Campbell County (Nov 14, 2015 at Laramie, Wyo.)

	SHS	CCHS
Score	38	31
<b>FIRST DOWNS</b>	20	24
<b>RUSHES-YARDS (NET)</b>	27-106	32-180
<b>PASSING YDS (NET)</b>	319	270
Passes Att-Comp-Int	36-23-2	39-26-1
<b>TOTAL OFFENSE PLAYS-YARDS</b>	63-425	71-450
Fumble Returns-Yards	0-0	0-0
Punt Returns-Yards	2-49	0-0
Kickoff Returns-Yards	3-77	2-44
Interception Returns-Yards	1-70	2-64
Punts (Number-Avg)	1-42.0	3-34.7
Fumbles-Lost	1-0	0-0
Penalties-Yards	5-58	7-48
Possession Time	26:33	21:27
Third-Down Conversions	8 of 12	8 of 14
Fourth-Down Conversions	0 of 1	0 of 1

### Sheridan HS

<b>Rushing</b>	<b>No.</b>	<b>Gain</b>	<b>Loss</b>	<b>Net</b>	<b>TD</b>	<b>Lg</b>	<b>Avg</b>
COON, Evan	17	69	0	69	1	14	4.1
SESSIONS, Riley	4	31	0	31	0	24	7.8
BOEDECKER, Drew	1	9	0	9	0	9	9.0
CAMPBELL, Zach	1	1	0	1	0	1	1.0

<b>Passing</b>	<b>C-A-I</b>	<b>Yds</b>	<b>TD</b>	<b>Long</b>	<b>Sack</b>
GODWIN, Blake	23-36-2	319	3	75	1

<b>Receiving</b>	<b>No.</b>	<b>Yards</b>	<b>TD</b>	<b>Long</b>
CROW, Dontae	10	175	2	75
SESSIONS, Riley	7	82	0	31
COON, Evan	4	33	1	25
CAMPBELL, Zach	1	18	0	18

<b>Punting</b>	<b>No.</b>	<b>Yds</b>	<b>Avg</b>	<b>Long</b>	<b>In20</b>	<b>TB</b>
CROW, Dontae	1	42	42.0	42	0	0

<b>Punt Returns</b>	<b>No.</b>	<b>Yards</b>	<b>TD</b>	<b>Long</b>
CROW, Dontae	2	49	0	41

<b>Kick Returns</b>	<b>No.</b>	<b>Yards</b>	<b>TD</b>	<b>Long</b>
CROW, Dontae	2	64	0	46
SESSIONS, Aaron	1	13	0	13

<b>Tackles</b>	<b>UA-A</b>	<b>Total</b>	<b>Sacks</b>	<b>TFL</b>
SESSIONS, Riley	7-12	19	0.0	0.0
CAMPBELL, Zach	6-2	8	0.0	1.0
COON, Evan	4-3	7	0.0	0.0

### Campbell County

<b>Rushing</b>	<b>No.</b>	<b>Gain</b>	<b>Loss</b>	<b>Net</b>	<b>TD</b>	<b>Lg</b>	<b>Avg</b>
ATEN, Roo	18	95	0	95	1	16	5.3
HOLST, Dalton	6	44	2	42	0	20	7.0
TAYLOR, Zach	6	35	0	35	1	13	5.8
CLARK, Zach	1	7	0	7	0	7	7.0

<b>Passing</b>	<b>C-A-I</b>	<b>Yds</b>	<b>TD</b>	<b>Long</b>	<b>Sack</b>
HOLST, Dalton	26-39-1	270	2	34	0

<b>Receiving</b>	<b>No.</b>	<b>Yards</b>	<b>TD</b>	<b>Long</b>
BARBOUR, Lane	12	90	1	24
PIKULA, Madden	4	80	1	34
HLADKY, Drayson	3	52	0	23
ATEN, Roo	3	20	0	11

<b>Punting</b>	<b>No.</b>	<b>Yds</b>	<b>Avg</b>	<b>Long</b>	<b>In20</b>	<b>TB</b>
ALLEN, Jaden	3	104	34.7	38	0	0

<b>Punt Returns</b>	<b>No.</b>	<b>Yards</b>	<b>TD</b>	<b>Long</b>
---------------------	------------	--------------	-----------	-------------

<b>Kick Returns</b>	<b>No.</b>	<b>Yards</b>	<b>TD</b>	<b>Long</b>
PIKULA, Madden	2	44	0	33

<b>Tackles</b>	<b>UA-A</b>	<b>Total</b>	<b>Sacks</b>	<b>TFL</b>
TAYLOR, Zach	3-7	10	0.0	0.0
CLARK, Zach	2-6	8	0.0	0.0
HOLST, Dalton	3-3	6	0.0	0.0

<b>Qtr</b>	<b>Time</b>	<b>Scoring Play</b>	<b>V-H</b>
1st	10:13	SHS - COON, Evan 25 yd pass from GODWIN, Blake (CROW, Dontae kick), 5-49 1:47	7 - 0
	07:54	SHS - CROW, Dontae 8 yd pass from GODWIN, Blake (CROW, Dontae kick), 6-19 1:26	14 - 0
	02:32	SHS - COON, Evan 3 yd run (CROW, Dontae kick), 9-78 3:14	21 - 0
2nd	08:28	CCHS - TAYLOR, Zach 1 yd run (WANGLER, Drew kick), 15-80 6:04	21 - 7
	08:11	SHS - CROW, Dontae 75 yd pass from GODWIN, Blake (CROW, Dontae kick), 1-75 0:17	28 - 7
	00:06	SHS - CROW, Dontae 25 yd field goal, 17-66 6:40	31 - 7
3rd	08:05	CCHS - BARBOUR, Lane 8 yd pass from HOLST, Dalton (WANGLER, Drew kick), 12-80 3:55	31 - 14
	03:31	SHS - CAMPBELL, Zach 70 yd interception return (CROW, Dontae kick)	38 - 14
	01:59	CCHS - ATEN, Roo 5 yd run (WANGLER, Drew kick), 6-65 1:32	38 - 21
4th	11:01	CCHS - PIKULA, Madden 33 yd pass from HOLST, Dalton (WANGLER, Drew kick), 4-53 0:51	38 - 28
	05:18	CCHS - WANGLER, Drew 32 yd field goal, 7-15 2:45	38 - 31